

# ASSEMBLY INSTRUCTIONS COASTER FINE FURNITURE



*Fine Furniture for every stage of life*

**100515BLK**  
**DINING CHAIR**

ITEM: **100515BLK**

## ASSEMBLY INSTRUCTIONS



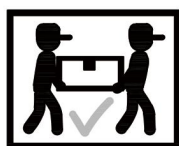
### ASSEMBLY TIPS:

1. Remove hardware from box and sort by size.
2. Please check to see that all hardware and parts are present prior to start of assembly.
3. Please follow attached instructions in the same sequence as numbered to assure fast & easy assembly.



#### WARNING !

1. Don't attempt to repair or modify parts that are broken or defective. Please contact the store immediately.
2. This product is for home use only and not intended for commercial establishments.



ASSEMBLY TIME

5 MINUTES

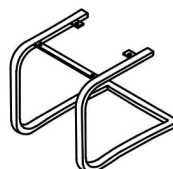
## PARTS IDENTIFICATION

A. BACKREST



1PC

C. BASE



1PC

B. SEAT



1PC

## HARDWARE PACKAGE

1. ALLEN WRENCH  
(Ø1/4"\*57mm-SILVER)



1PC

3. ALLEN BOLT  
(Ø1/4"\*15mm-SILVER)



4PCS

2. ALLEN BOLT  
(Ø1/4"\*10mm-SILVER)



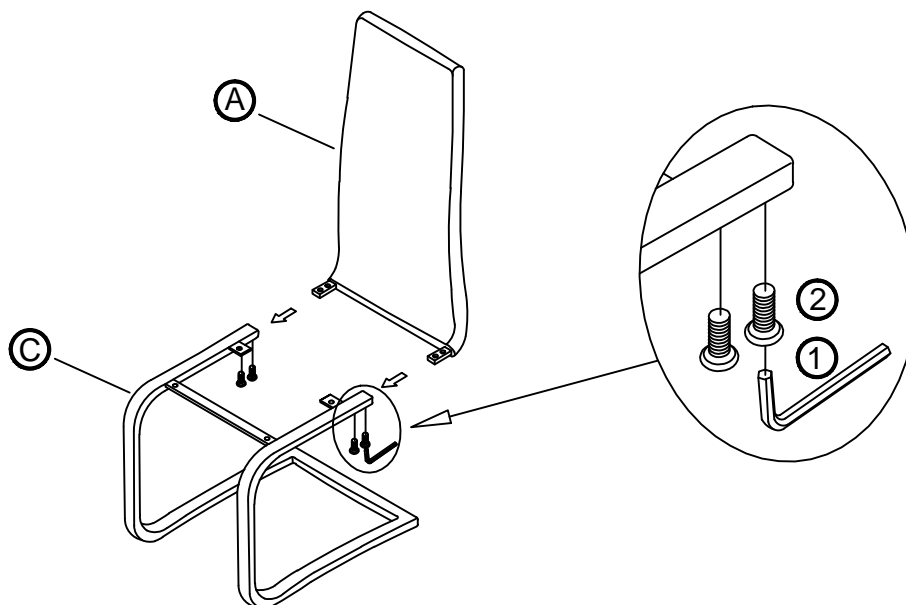
4PCS

NOTE:QUANTITIES SHOWN ARE FOR ONE CHAIR

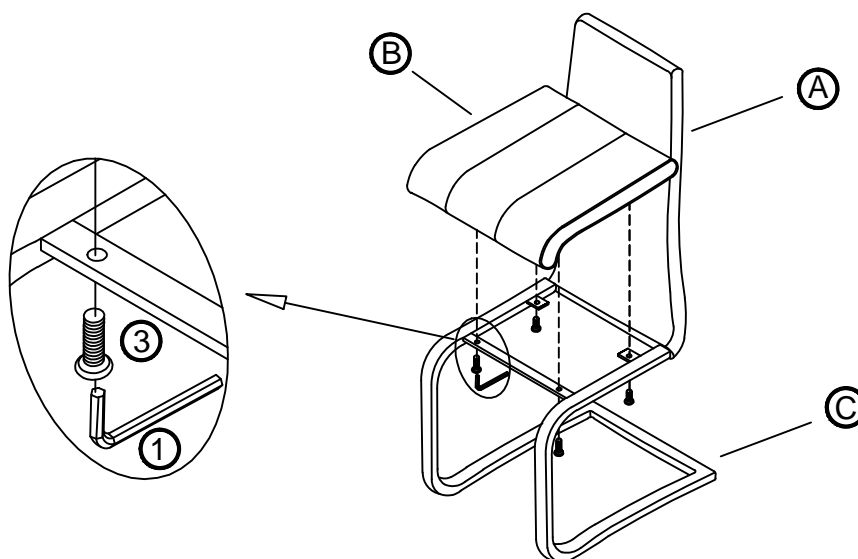
ITEM: **100515BLK**  
ASSEMBLY INSTRUCTIONS



STEP 1



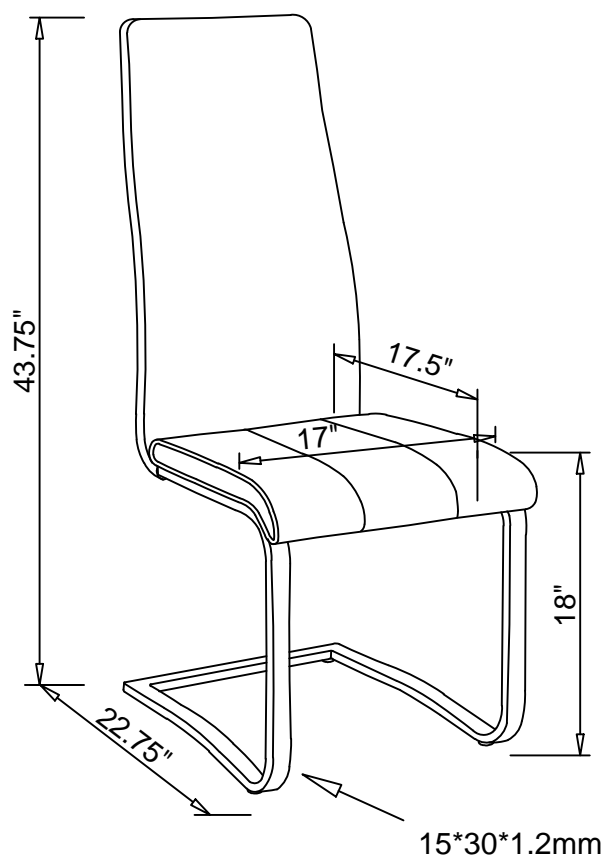
STEP 2  
COMPLETE



ITEM: **100515BLK**

## ASSEMBLY INSTRUCTIONS

### STEP 3 COMPLETE



# ASSEMBLY INSTRUCTIONS COASTER FINE FURNITURE



*Fine Furniture for every stage of life*

## **102310(B1-B2)** **DINING TABLE**

ITEM: **102310(B1-B2)**

## ASSEMBLY INSTRUCTIONS




### ASSEMBLY TIPS:

1. Remove hardware from box and sort by size.
2. Please check to see that all hardware and parts are present prior to start of assembly.
3. Please follow attached instructions in the same sequence as numbered to assure fast & easy assembly.



### WARNING !

1. Don't attempt to repair or modify parts that are broken or defective. Please contact the store immediately.
2. This product is for home use only and not intended for commercial establishment.

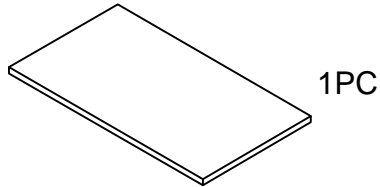


**ASSEMBLY TIME 15 MINUTES**

## PARTS IDENTIFICATION

### B1 (BOX 1)

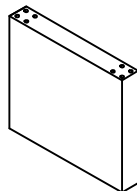
A. TOP



1PC

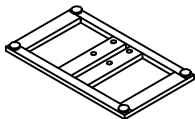
### B2 (BOX 2)

B. PILLAR



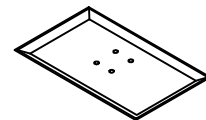
1PC

C. IRON RACK



2PCS

D. IRON PLATE



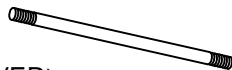
2PCS

## HARDWARE PACKAGE

Z-B2 (BOX 2)-HARDWARE PACK IS LOCATED IN 102310(B2)

1. SCREW

(Ø5/16"\*732MM-SILVER)



4PCS

2. ALLEN BOLT

(Ø5/16"\*50MM-SILVER)



4PCS

3. FLAT WASHER

(Ø5/16"\*18MM-SILVER)



4PCS

4. FLAT WASHER

(Ø5/16"\*25MM-SILVER)



4PCS

5. SCREW NUT


(Ø5/16"\*20MM-SILVER)



4PCS

6. ALLEN WRENCH

(Ø5/16"\*66MM-SILVER)

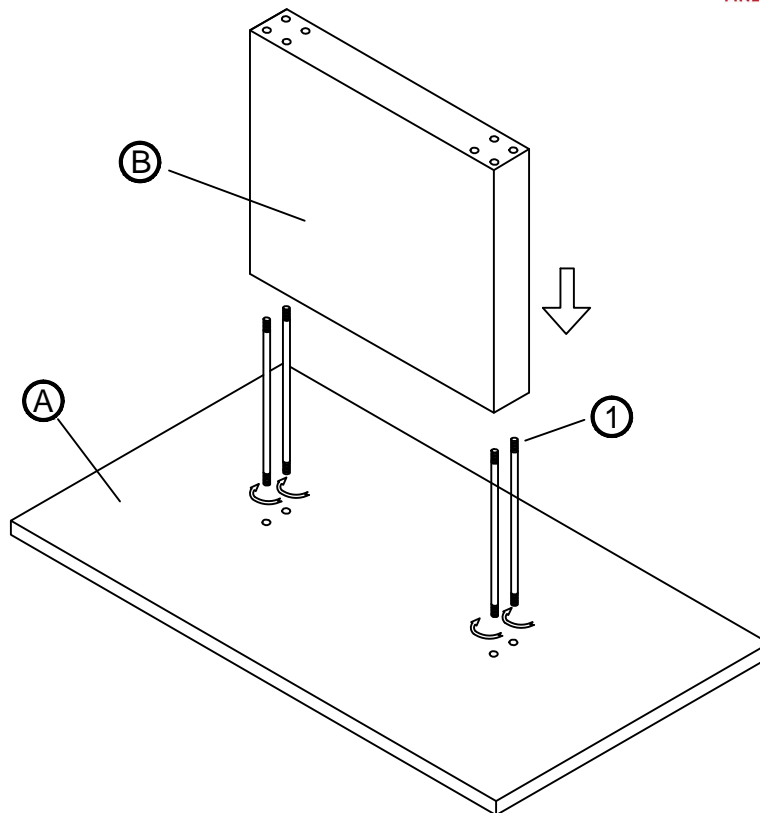


1PC

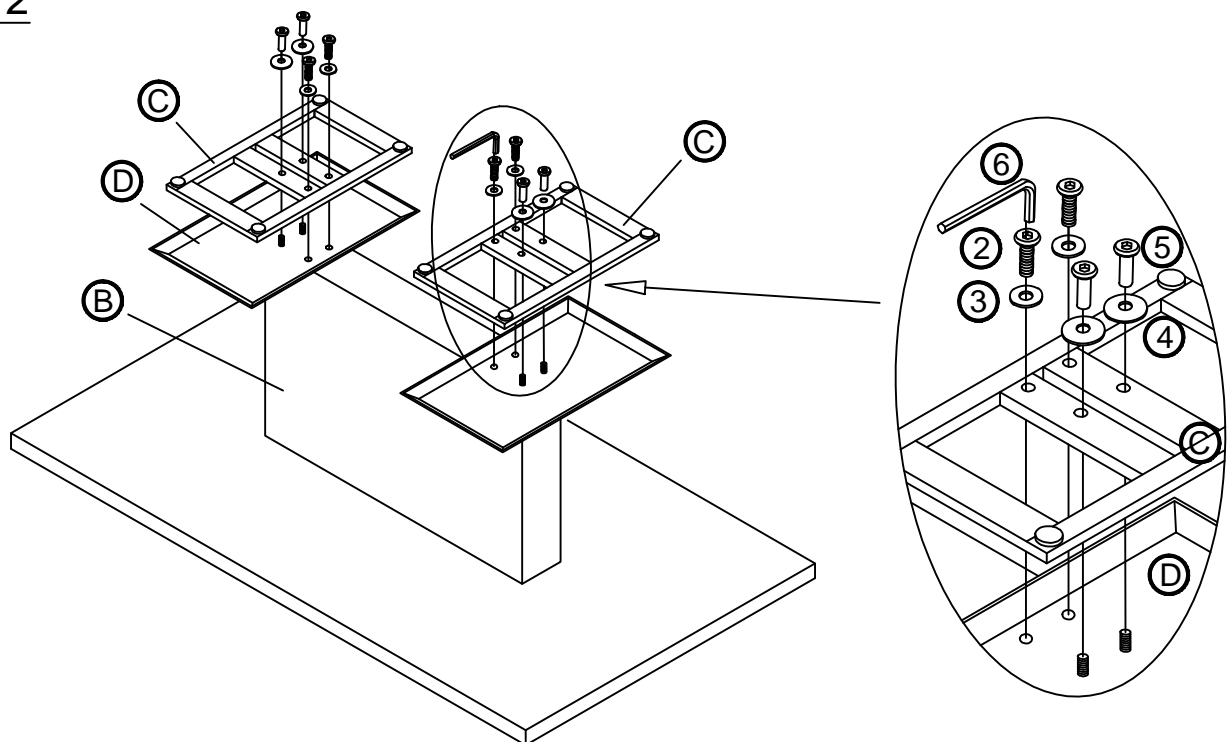
ITEM: **102310(B1-B2)**

## ASSEMBLY INSTRUCTIONS

### STEP 1



### STEP 2



ITEM: **102310(B1-B2)**

## ASSEMBLY INSTRUCTIONS

### STEP 3 COMPLETE

