



# ASSEMBLY INSTRUCTIONS

## COASTER FINE FURNITURE



*Fine Furniture for every stage of life*

**102721GRY**  
***Dining Table***

ITEM: **102721GRY**



## ASSEMBLY INSTRUCTIONS


### ASSEMBLY TIPS :

1. Remove hardware from box and sort by size.
2. Please check to see that all hardware and parts are present prior to start of assembly.
3. Please follow attached instructions in the same sequence as numbered to assure fast & easy assembly.



### WARNING !

1. Don't attempt to repair or modify parts that are broken or defective. Please contact the store immediately.
2. This product is for home use only and not intended for commercial establishments.



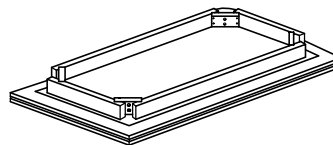
ASSEMBLY TIME

10 MINUTES

## PARTS IDENTIFICATION

A

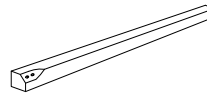
TOP



1PC

B

LEG




4PCS

## HARDWARE IDENTIFICATION

1

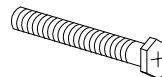
**WRENCH**  
(12.8MM - RBW)



1PC

2

**HEX BOLT**  
(M8 x 60MM - SILVER)



8PCS

3

**LOCK WASHER**  
(5/16" - RBW)



8PCS

4

**FLAT WASHER**  
(5/16" - RBW)

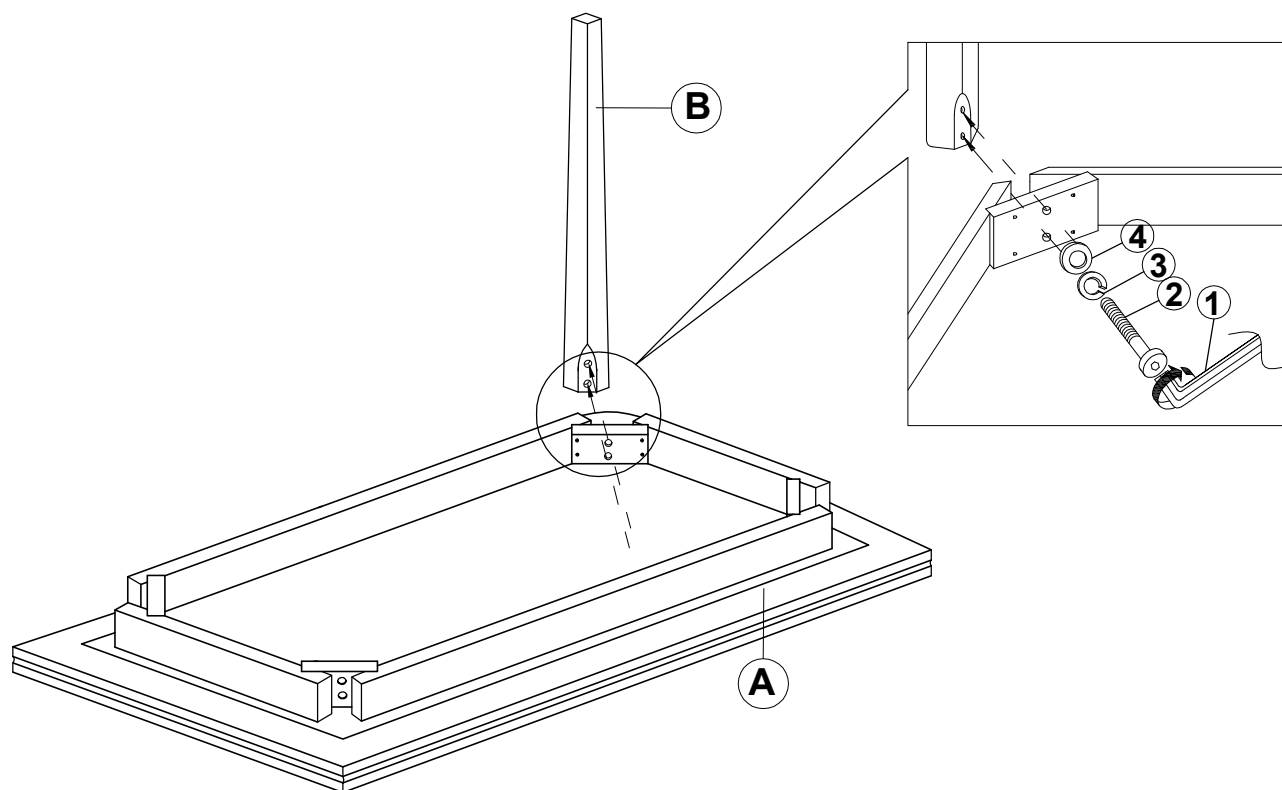


8PCS

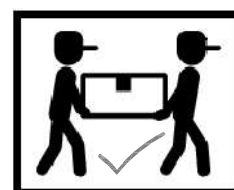

ITEM: **102721GRY**  
**ASSEMBLY INSTRUCTIONS**



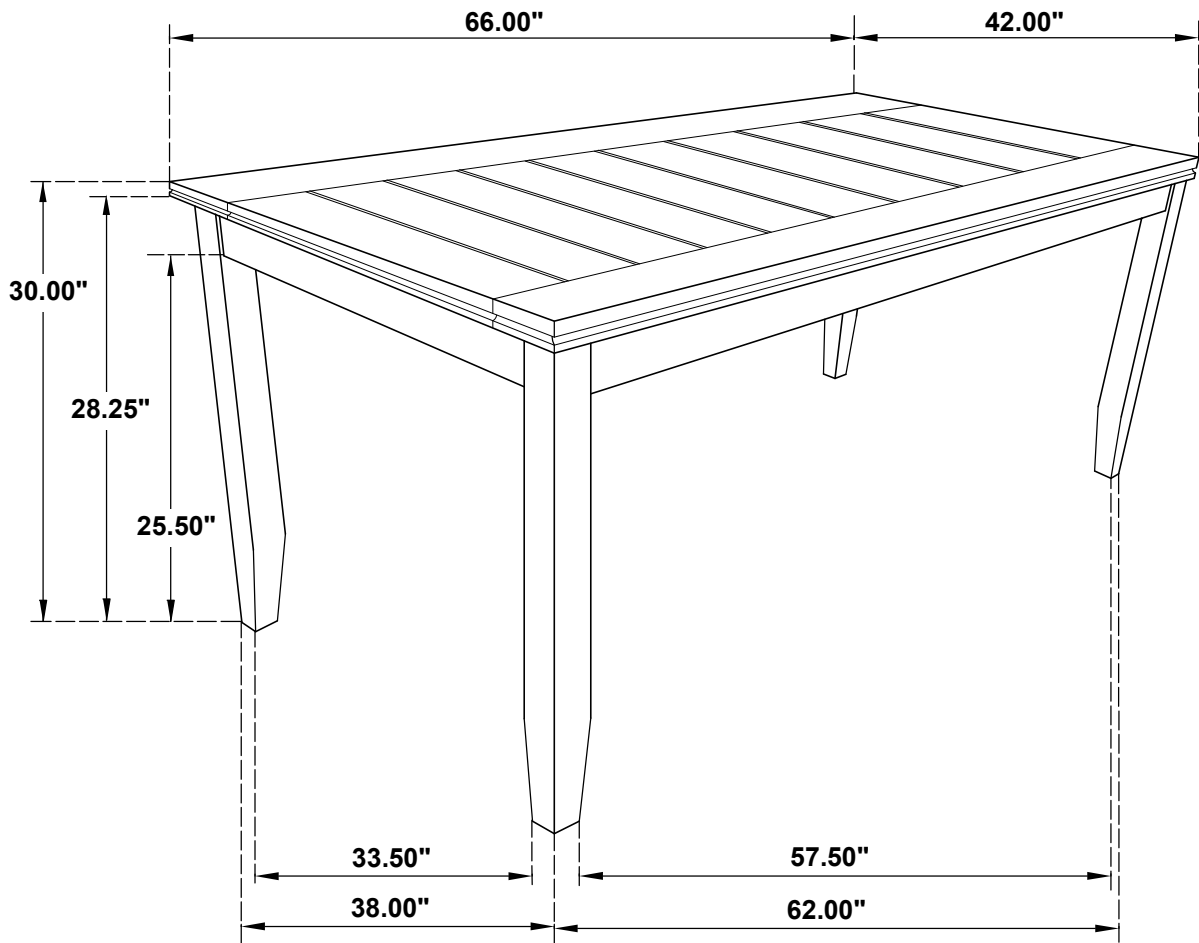
**STEP 1**



**STEP 2**  
**COMPLETE**



ITEM: **102721GRY**



**Note: Dimension tolerance  $\pm 5\%$**



# ASSEMBLY INSTRUCTIONS

## COASTER FINE FURNITURE



*Fine Furniture for every stage of life*

**102722GRY**  
***Dining Side Chair***

ITEM: **102722GRY**



## ASSEMBLY INSTRUCTIONS

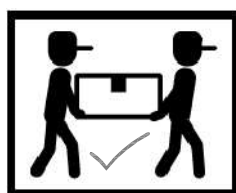
### ASSEMBLY TIPS :

1. Remove hardware from box and sort by size.
2. Please check to see that all hardware and parts are present prior to start of assembly.
3. Please follow attached instructions in the same sequence as numbered to assure fast & easy assembly.



### WARNING !

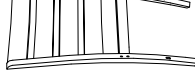
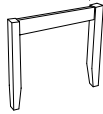
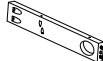

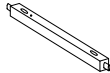
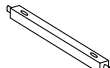
1. Don't attempt to repair or modify parts that are broken or defective. Please contact the store immediately.
2. This product is for home use only and not intended for commercial establishments.








ASSEMBLY TIME

10 MINUTES

## PARTS IDENTIFICATION

A	BACK FRAME		1PC
B	FRONT LEG FRAME		1PC
C	SIDE RAIL		2PCS
D	SEAT CUSHION		1PC
E	RIGHT STRETCHER		1PC
F	LEFT STRETCHER		1PC

## HARDWARE IDENTIFICATION

1	ALLEN WRENCH (M4 x 110mm - BLK)		1PC
2	BOLT (M6 x 50mm - RBW)		6PCS
3	LOCK WASHER (1/4" - BLK)		6PCS
4	SHORT PAN HEAD SCREW (#8 x 1" - BLK)		4PCS
5	LONG PAN HEAD SCREW (#8 x 1 1/2" - BLK)		4PCS

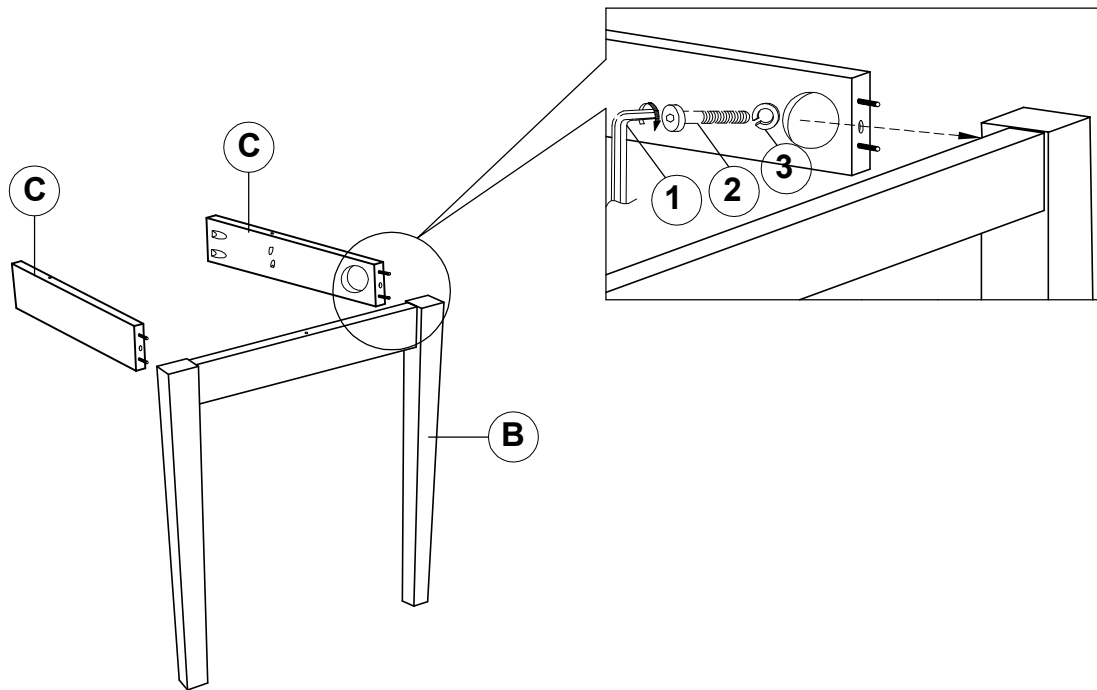
### NOTE :

Phillips head screw driver is required in the assembly process. However, manufacturer does not provide this item. Quantities shown are for one chair.

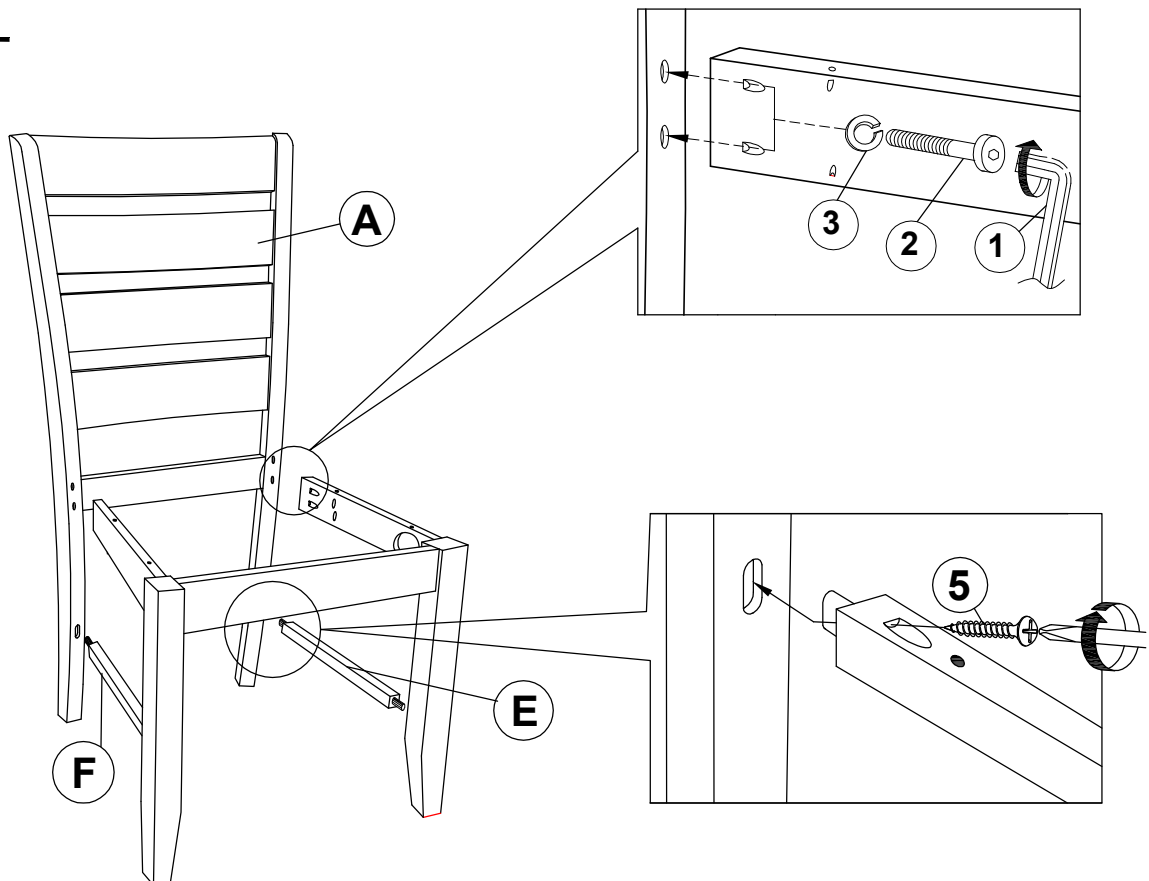
ITEM: **102722GRY**  
**ASSEMBLY INSTRUCTIONS**



**STEP 1**



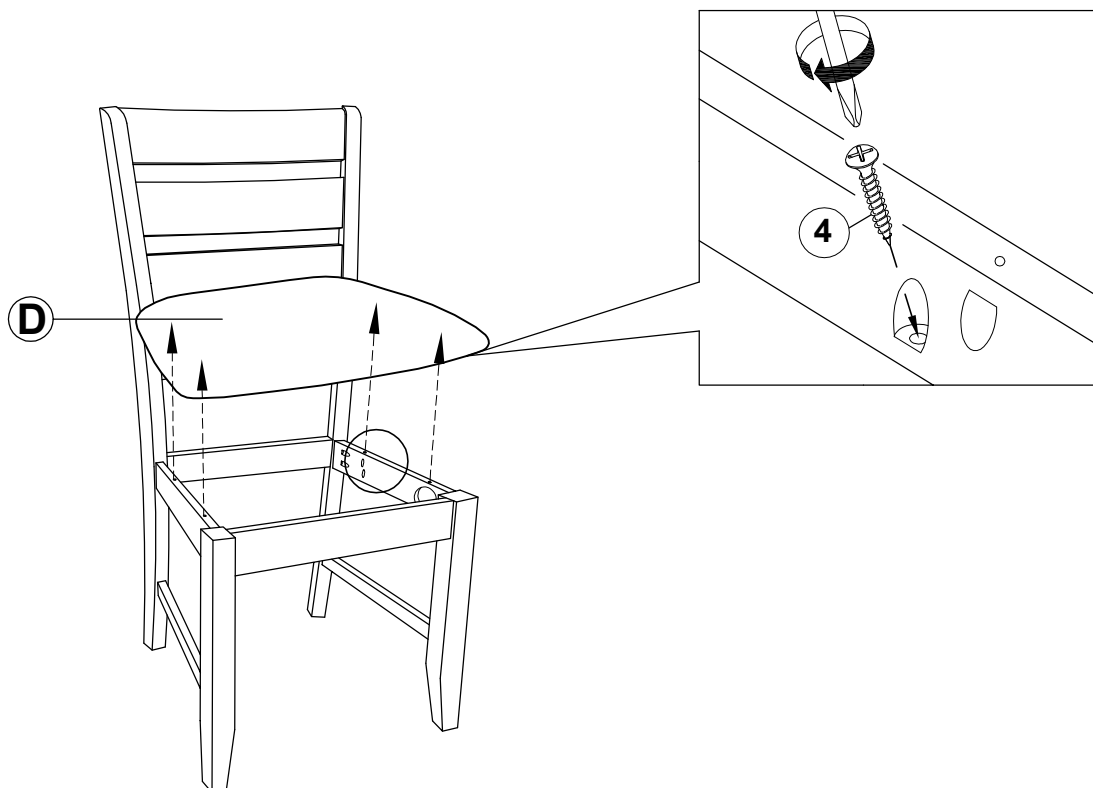
**STEP 2**



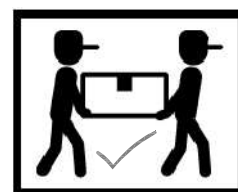

ITEM: **102722GRY**  
**ASSEMBLY INSTRUCTIONS**



**STEP 3**

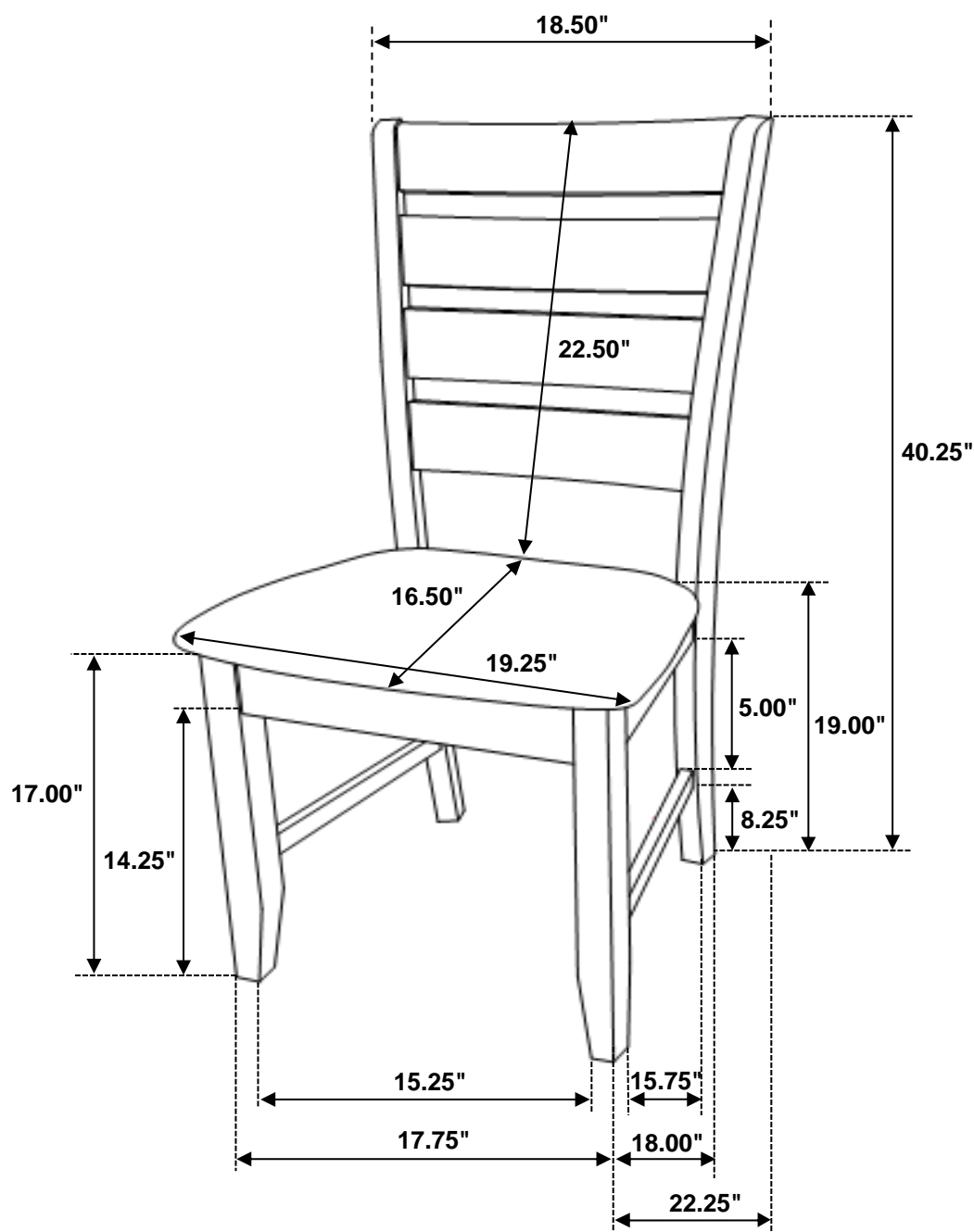


**STEP 4**  
**COMPLETE**





ITEM: **102722GRY**



**Note: Dimension tolerance  $\pm 5\%$**



# *ASSEMBLY INSTRUCTIONS*

## *COASTER FINE FURNITURE*



*Fine Furniture for every stage of life*

**102723GRY**  
**Bench**

ITEM: **102723GRY**



## ASSEMBLY INSTRUCTIONS

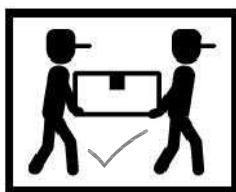
### ASSEMBLY TIPS :

1. Remove hardware from box and sort by size.
2. Please check to see that all hardware and parts are present prior to start of assembly.
3. Please follow attached instructions in the same sequence as numbered to assure fast & easy assembly.



### WARNING !

1. Don't attempt to repair or modify parts that are broken or defective. Please contact the store immediately.
2. This product is for home use only and not intended for commercial establishments.



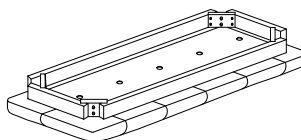
ASSEMBLY TIME

8 MINUTES

## PARTS IDENTIFICATION

A

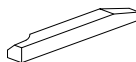
**SEAT CUSHION  
WITH FRAME**



1PC

B

**LEG**




4PCS

## HARDWARE IDENTIFICATION

1

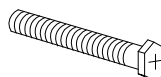
**WRENCH**  
(12.8mm - RBW)



1PC

2

**BOLT**  
(M8 x 60mm - SILVER)



8PCS

3

**LOCK WASHER**  
(5/16" - RBW)



8PCS

4

**FLAT WASHER**  
( 5/16" - RBW )



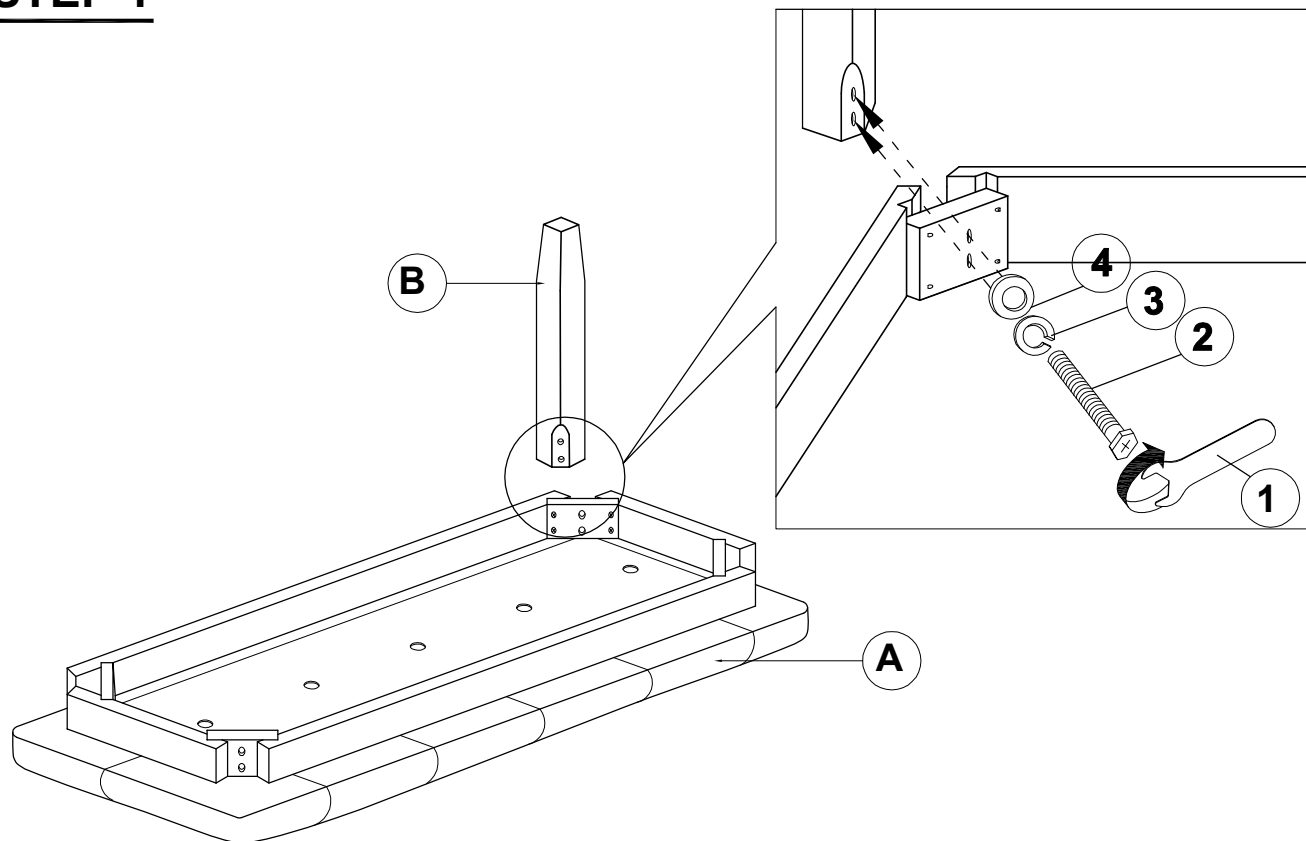
8PCS

ITEM: **102723GRY**

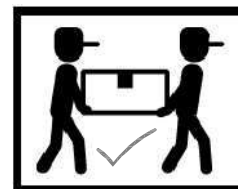
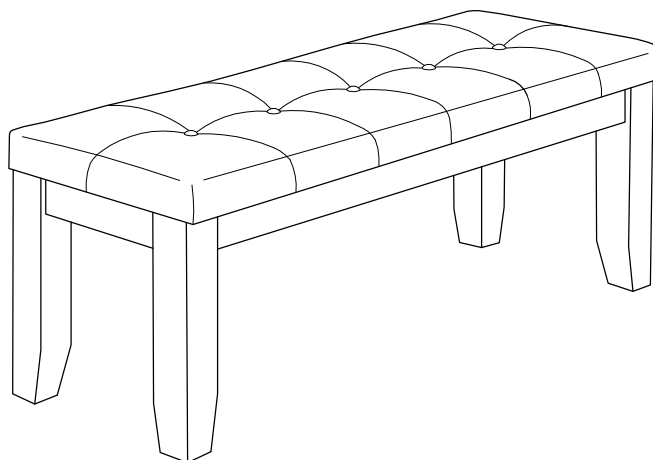


## ASSEMBLY INSTRUCTIONS

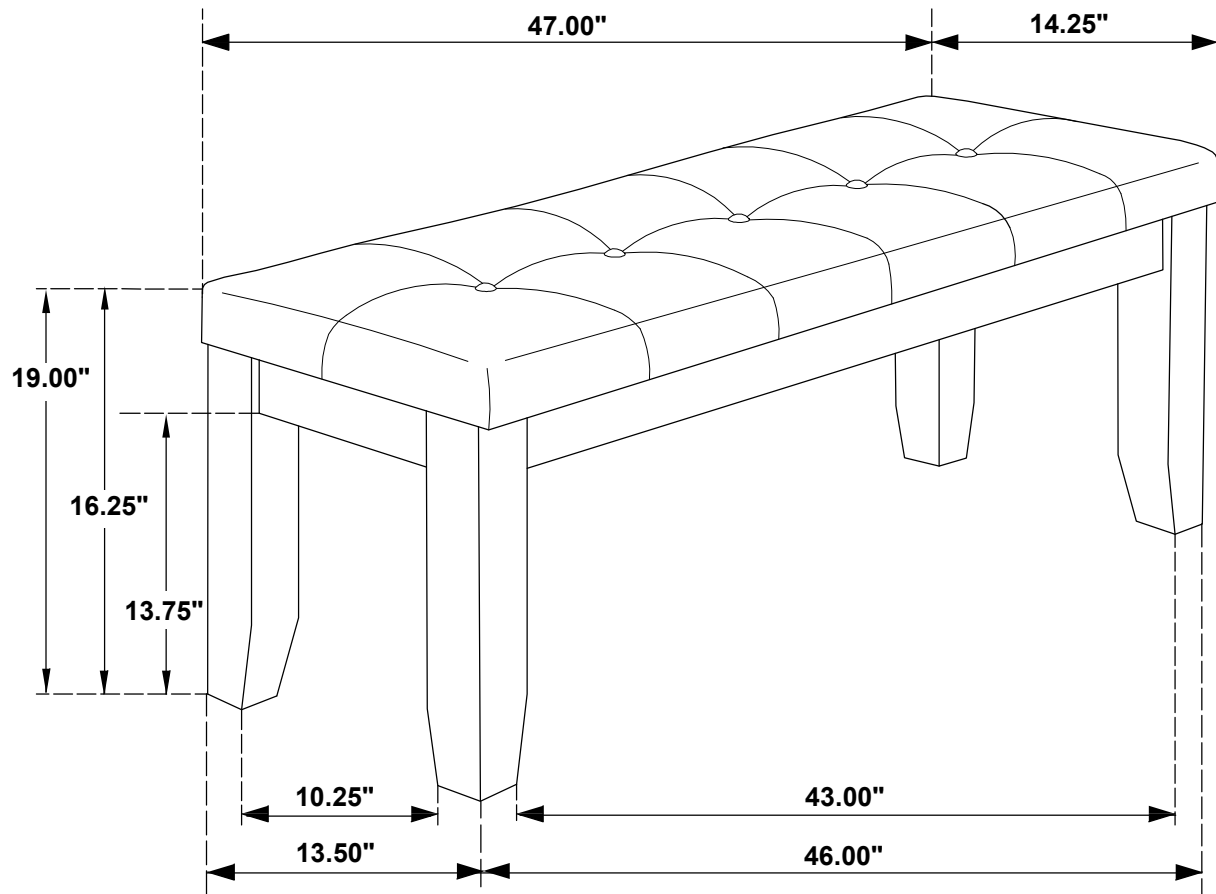
### STEP 1



### STEP 2 COMPLETE



ITEM: **102723GRY**



**Note: Dimension tolerance  $\pm 5\%$**