


ASSEMBLY INSTRUCTIONS
COASTER FINE FURNITURE



Fine Furniture for every stage of life

105071(B1-B3)
Dining Table

ITEM: **105071(B1-B3)**



ASSEMBLY INSTRUCTIONS


ASSEMBLY TIPS:

1. Remove hardware from box and sort by size.
2. Please check to see that all hardware and parts are present prior to start of assembly.
3. Please follow attached instructions in the same sequence as numbered to assure fast & easy assembly.



WARNING!

1. Don't attempt to repair or modify parts that are broken or defective. Please contact the store immediately.
2. This product is for home use only and not intended for commercial establishments.



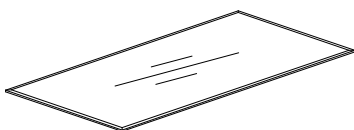
ASSEMBLY TIME

10 MINUTES

PARTS IDENTIFICATION

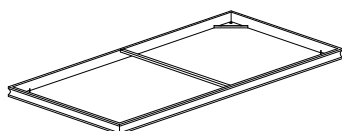
B1(BOX 1)

A GLASS



1PC

B TOP FRAME



1PC

C LEG

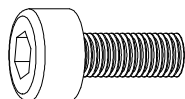


4PCS

Z HARDWARE IDENTIFICATION

B3(BOX 3)-HARDWARE PACK IS LOCATED IN 105071(B3)

1 BOLTS M10*12



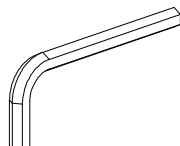
12PCS

2 FLAT WASHER Ø10*20



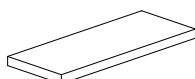
12PCS

3 ALLEN WRENCH 8MM



1PC

4 GLASS REST



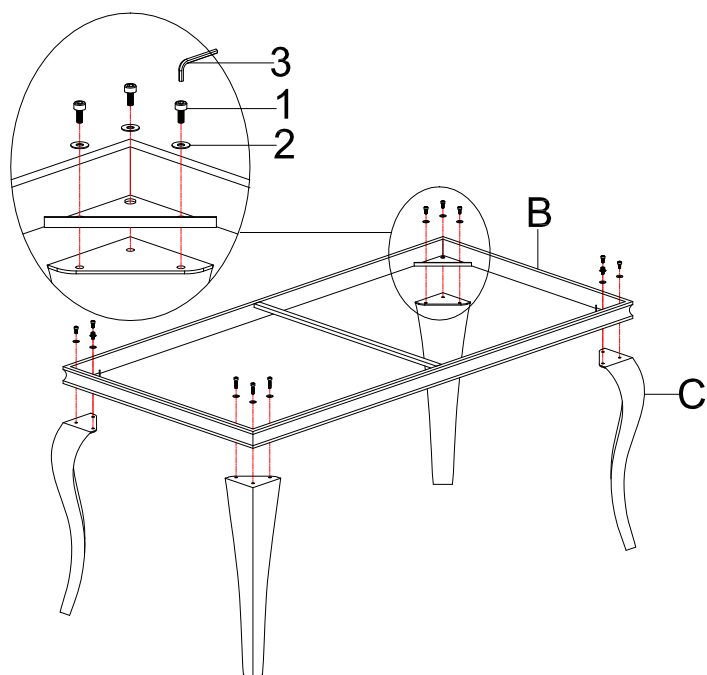
8PCS

ITEM: **105071(B1-B3)**

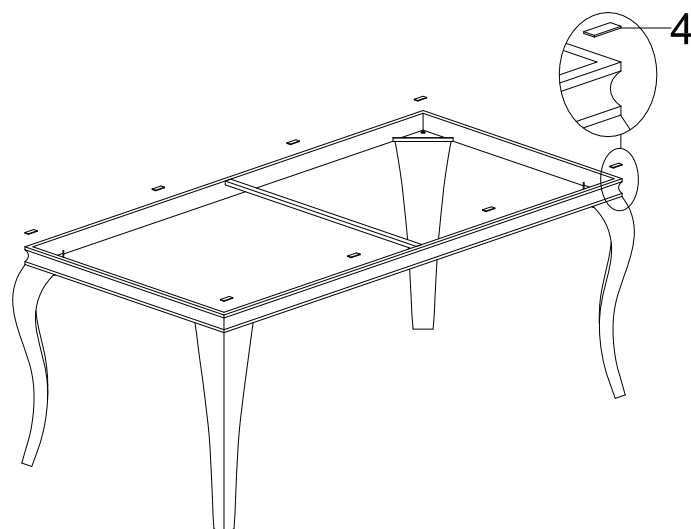
ASSEMBLY INSTRUCTIONS



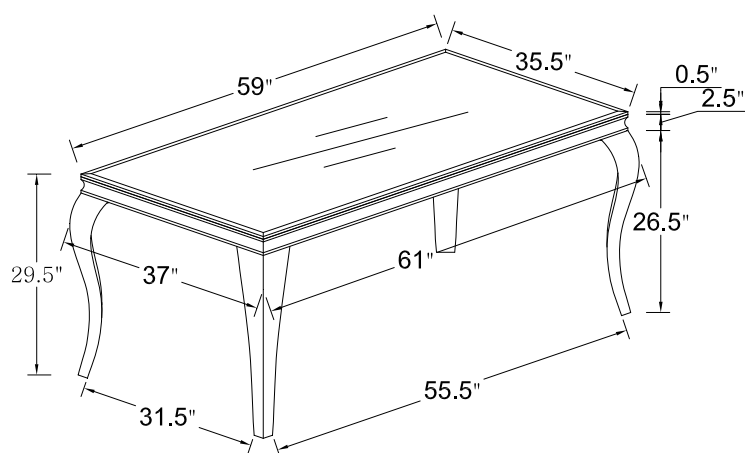
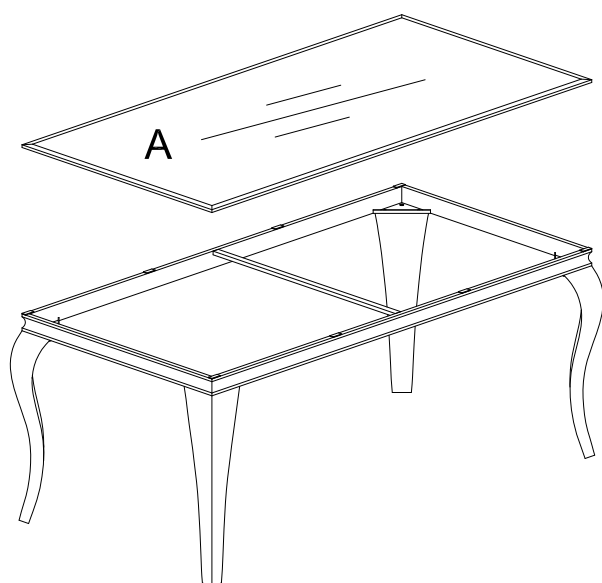
STEP1




STEP2



STEP3



ASSEMBLY INSTRUCTIONS
COASTER FINE FURNITURE



Fine Furniture for every stage of life

105077(B1-B2)
Side Chair

ITEM: **105077(B1-B2)**

ASSEMBLY INSTRUCTIONS

ASSEMBLY TIPS:

1. Remove hardware from box and sort by size.
2. Please check to see that all hardware and parts are present prior to start of assembly.
3. Please follow attached instructions in the same sequence as numbered to assure fast & easy assembly.



WARNING!

1. Don't attempt to repair or modify parts that are broken or defective. Please contact the store immediately.
2. This product is for home use only and not intended for commercial establishments.



ASSEMBLY TIME

5 MINUTES

PARTS IDENTIFICATION

B1(BOX 1)

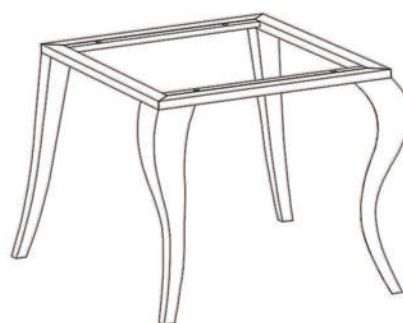
A SEAT AND BACK



1PC

B2(BOX 2)

B BASE

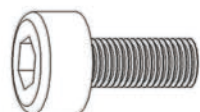


1PC

Z

HARDWARE IDENTIFICATION

1 BOLTS M6*25



4PCS

2 FLAT WASHER Ø6*16



4PCS

3 ALLEN WRENCH 4MM



1PC

NOTE:

Quantities shown are for one chair.

Hardware pack is located in 105077B2

ITEM: **105077(B1-B2)**

ASSEMBLY INSTRUCTIONS



STEP1

