

ASSEMBLY INSTRUCTIONS COASTER FINE FURNITURE



Fine Furniture for every stage of life

102792
SIDE CHAIR

REVISION 0:06/16/2020
REVISION 1:08/04/2022
REVISION 2:12/19/2024

COASTERFURNITURE.COM

ITEM :102792
ASSEMBLY INSTRUCTIONS



ASSEMBLY TIPS:

1. Remove hardware from box and sort by size.
2. Please check to see that all hardware and parts are present prior to start of assembly.
3. Please follow attached instructions in the same sequence as numbered to assure fast & easy assembly.





Warning!

1. Don't attempt to repair or modify parts that are broken or defective. Please contact the store immediately.
2. This product is for home use only and not intended for commercial establishments.





ASSEMBLY TIME	5 MINUTES
---------------	-----------

PARTS IDENTIFICATION

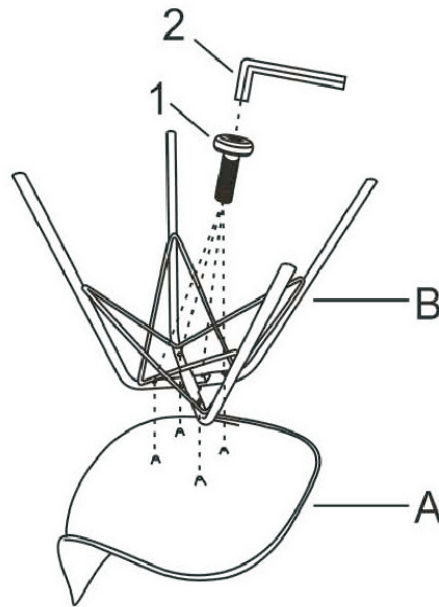
	PART NAME	FIGURE	QTY
A	SEAT		1PC
B	BASE		1PC

HARDWARE IDENTIFICATION

	HARDWARE NAME	FIGURE	QTY
1	BOLTS M6x25MM		4PCS
2	ALLEN WRENCH M6		1PC

ITEM :102792
ASSEMBLY INSTRUCTIONS

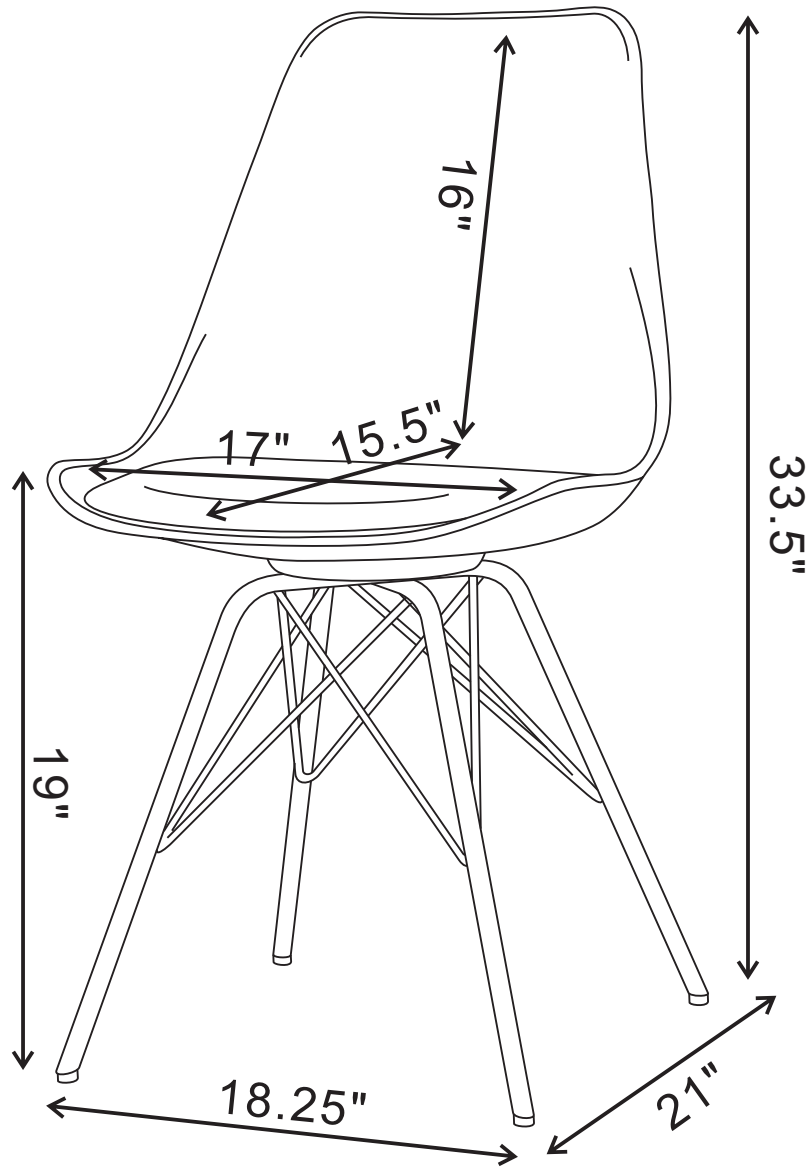
STEP1



STEP2



ITEM :102792
ASSEMBLY INSTRUCTIONS



Note:Dimension tolerance±5%

COASTERFURNITURE.COM

ASSEMBLY INSTRUCTIONS
COASTER FINE FURNITURE



Fine Furniture for every stage of life

105261
Round Dining Table

ITEM: 105261



ASSEMBLY INSTRUCTIONS


ASSEMBLY TIPS:

1. Remove hardware from box and sort by size.
2. Please check to see that all hardware and parts are present prior to start of assembly.
3. Please follow attached instructions in the same sequence as numbered to assure fast & easy assembly.



WARNING!

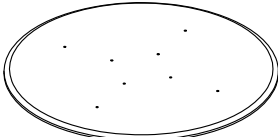

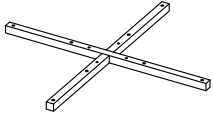
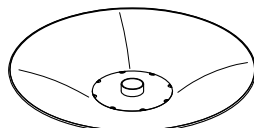
1. Don't attempt to repair or modify parts that are broken or defective. Please contact the store immediately.
2. This product is for home use only and not intended for commercial establishments.



ASSEMBLY TIME

15 MINUTES

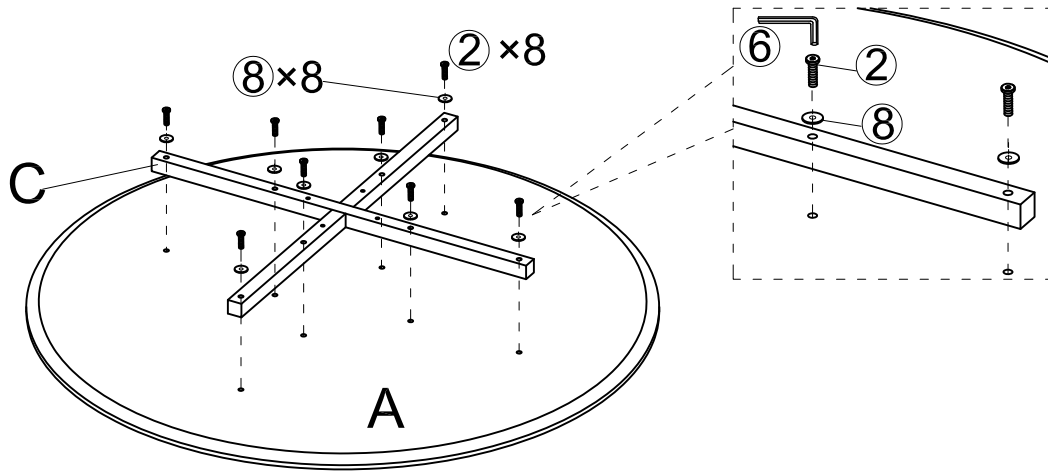
PARTS IDENTIFICATION

No	DESCRIPTION & FIGURE	QTY
A	Table top 	1pc
B	Main Post 	1pc
C	Mounting frame 	1pc
D	Table base 	1pc

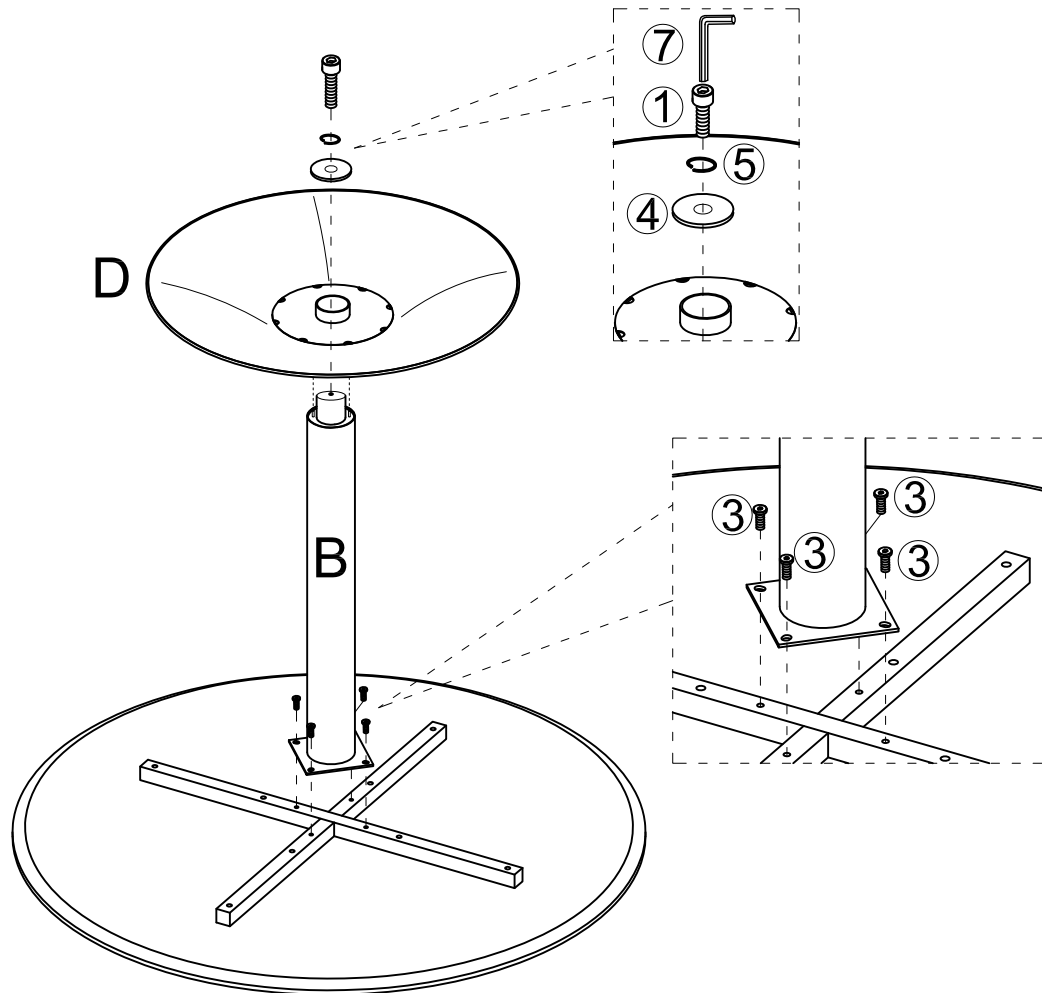
ZN-HARDWARE PACKAGE:

No	DESCRIPTION	FIGURE	QTY
1	Large Bolt 	M10×40mm	1pc
2	Medium Bolt 	M6×35mm	8pcs
3	Small Bolt 	M6×12mm	4pcs
4	Big Washer 		1pc
5	Spring Washer 		1pc
6	ALLEN KEY (4mm) 		1pc
7	ALLEN KEY (8mm) 		1pc
8	Small Washer 		8pcs

STEP 1



STEP 2


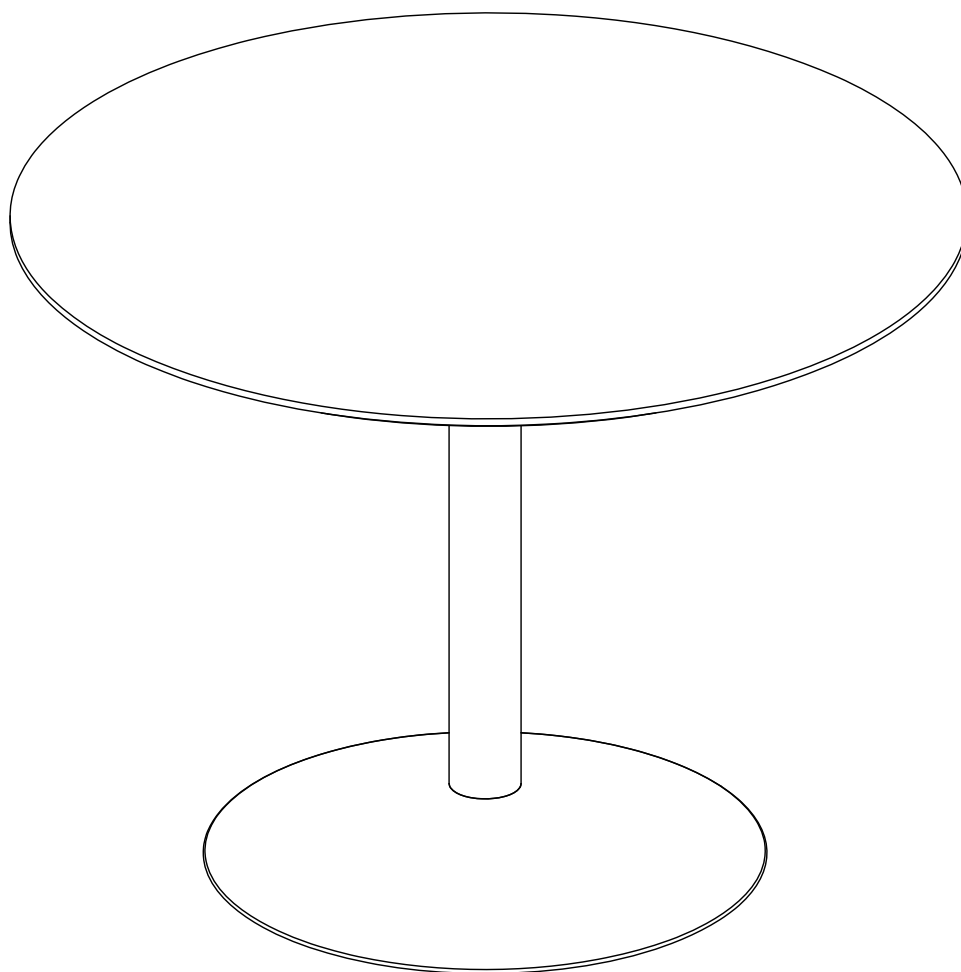


ITEM: **105261**

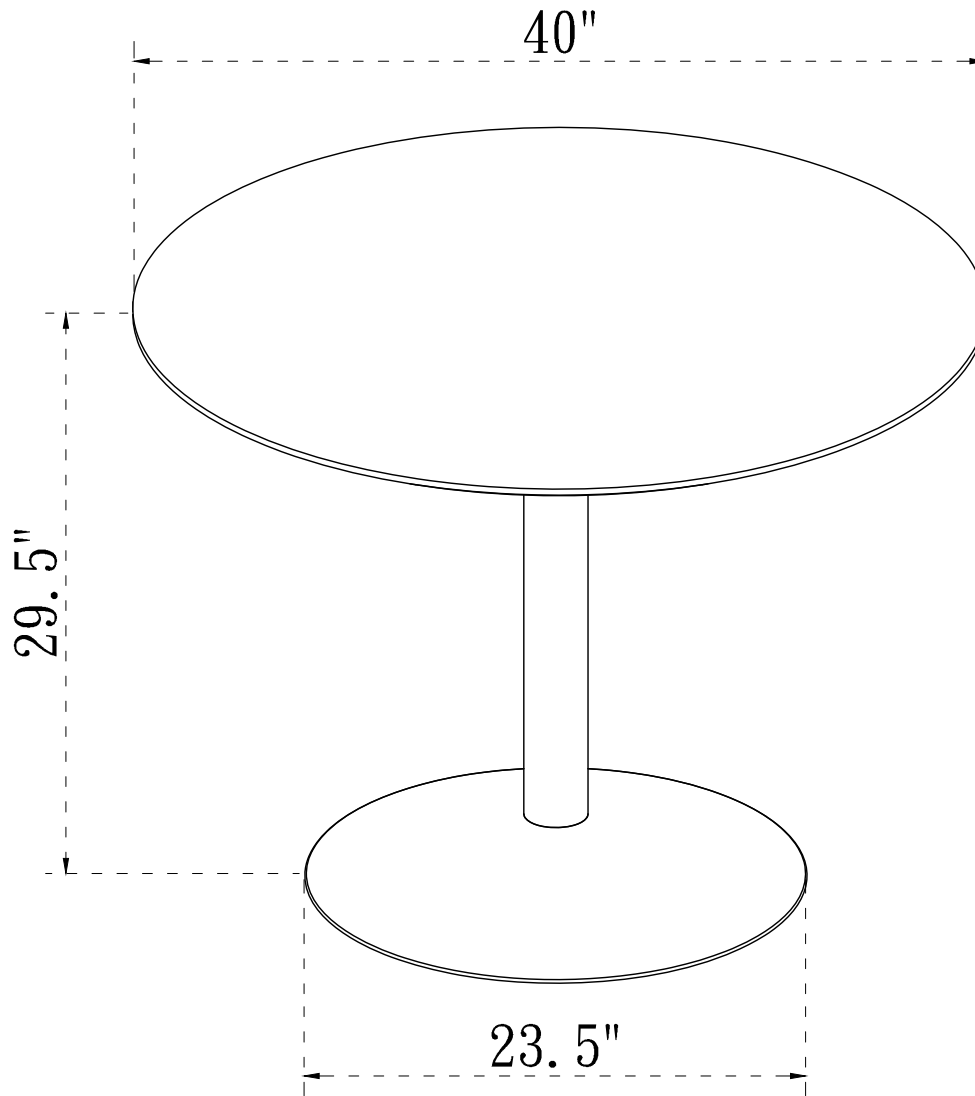


STEP 3

COMPLETE



ITEM: **105261**



Note: Dimension tolerance $\pm 5\%$