



ASSEMBLY INSTRUCTIONS COASTER FINE FURNITURE



Fine Furniture for every stage of life

106251(B1&B2) Dining Table

ITEM : 106251(B1&B2)



ASSEMBLY INSTRUCTIONS


ASSEMBLY TIPS:

1. Remove hardware from box and sort by size.
2. Please check to see that all hardware and parts are present prior to start of assembly.
3. Please follow attached instructions in the same sequence as numbered to assure fast & easy assembly.



WARNING!

1. Don't attempt to repair or modify parts that are broken or defective. Please contact the store immediately.
2. This product is for home use only and not intended for commercial establishments.



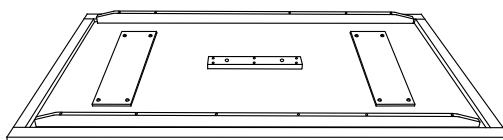
ASSEMBLY TIME

10 MINUTES

PARTS IDENTIFICATION

B1 (BOX 1)

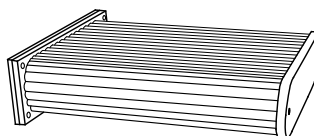
A TOP



1PC

B2 (BOX 2)

B LEG PANEL



2PCS

C CROSSBAR



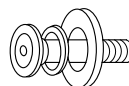
2PCS

HARDWARE IDENTIFICATION

Z-B1 (BOX 1) - HARDWARE PACK IS LOCATED IN 106251 (B1)

1

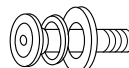
BOLT WITH BIG WASHER
(M6 x 40mm - BLK)



8PCS

2

BOLT WITH SMALL WASHER
(M6 x 40mm - BLK)



4PCS

3

ALLEN WRENCH
(M4 - GD)

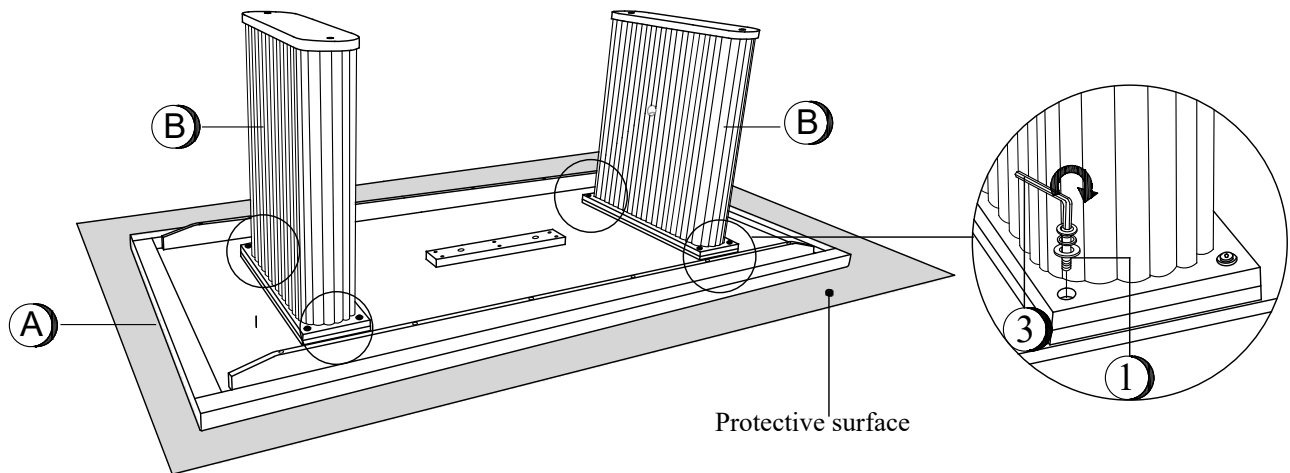


1PC

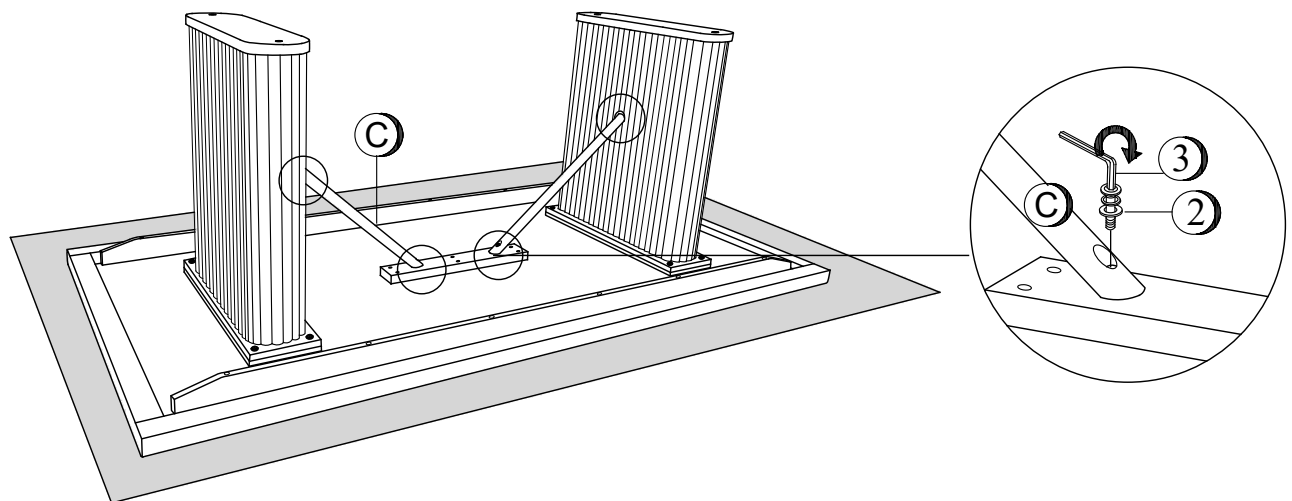
ITEM : 106251(B1&B2)

ASSEMBLY INSTRUCTIONS

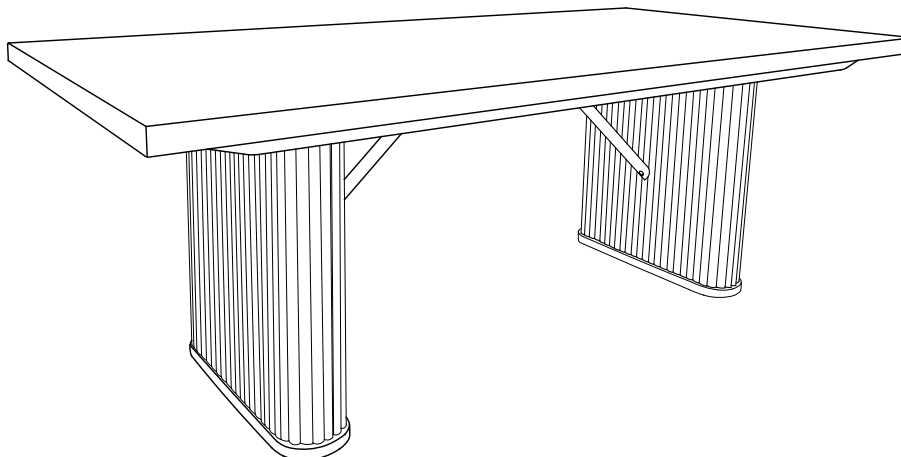
STEP 1



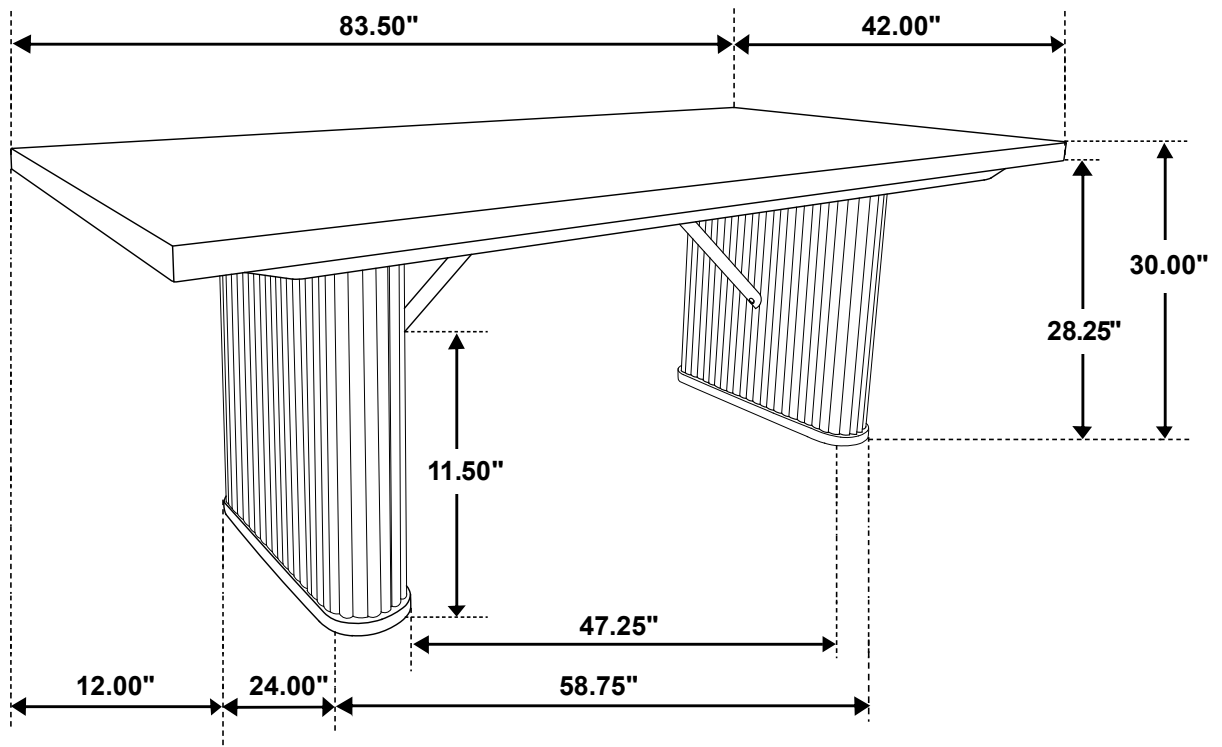
STEP 2



STEP 3 COMPLETE



ITEM : **106251(B1&B2)**



Note : Dimension tolerance $\pm 5\%$



ASSEMBLY INSTRUCTIONS

COASTER FINE FURNITURE



Fine Furniture for every stage of life

106252
Dining Chair

ITEM : 106252

ASSEMBLY INSTRUCTIONS



ASSEMBLY TIPS:

1. Remove hardware from box and sort by size.
2. Please check to see that all hardware and parts are present prior to start of assembly.
3. Please follow attached instructions in the same sequence as numbered to assure fast & easy assembly.



WARNING!

1. Don't attempt to repair or modify parts that are broken or defective. Please contact the store immediately.
2. This product is for home use only and not intended for commercial establishments.




ASSEMBLY TIME

10 MINUTES


PARTS IDENTIFICATION

A SEAT AND BACK



1PC

B FRONT LEG



2PCS

C LEFT BACK LEG



1PC

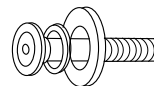
D RIGHT BACK LEG



1PC

HARDWARE IDENTIFICATION

1 BOLT WITH WASHER
(M6 x 60mm - BLK)



8PCS

2 ALLEN WRENCH
(M4 - GD)



1PC

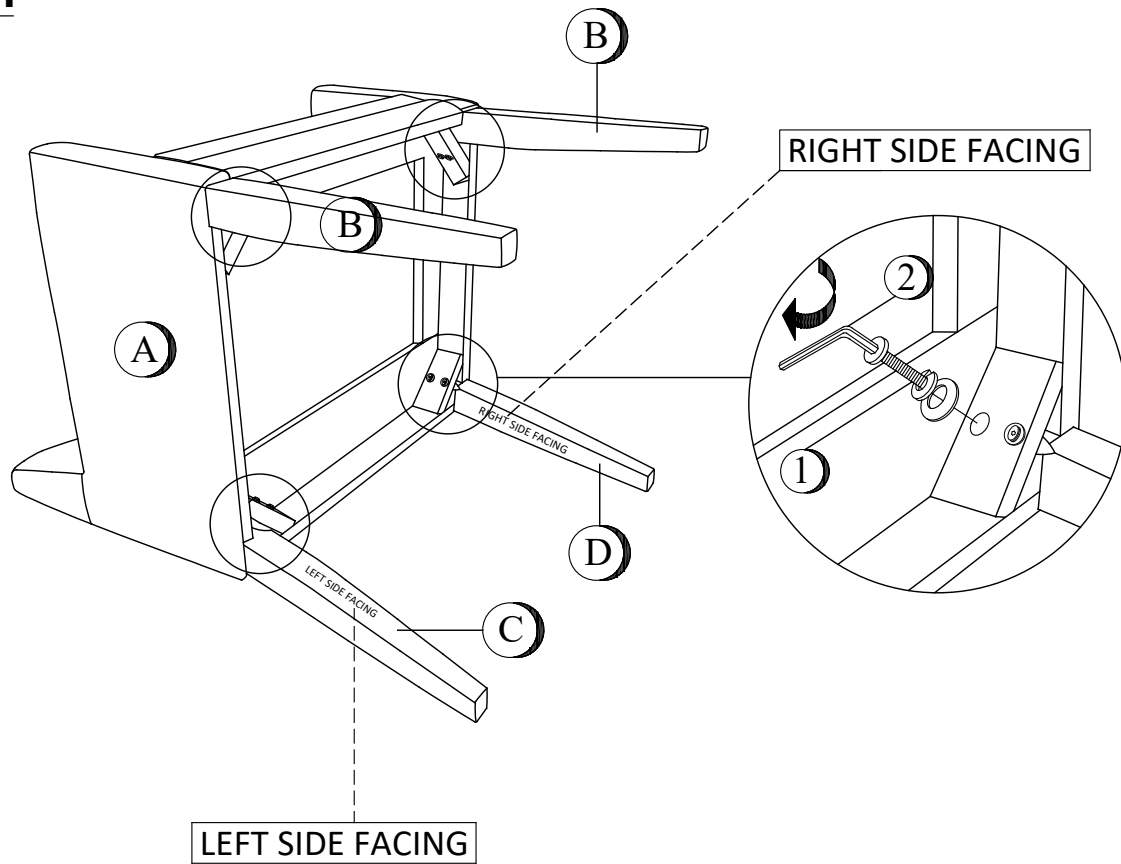
NOTE:

Quantities shown are for one chair.

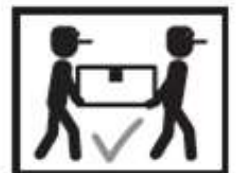

ITEM : **106252**
ASSEMBLY INSTRUCTIONS



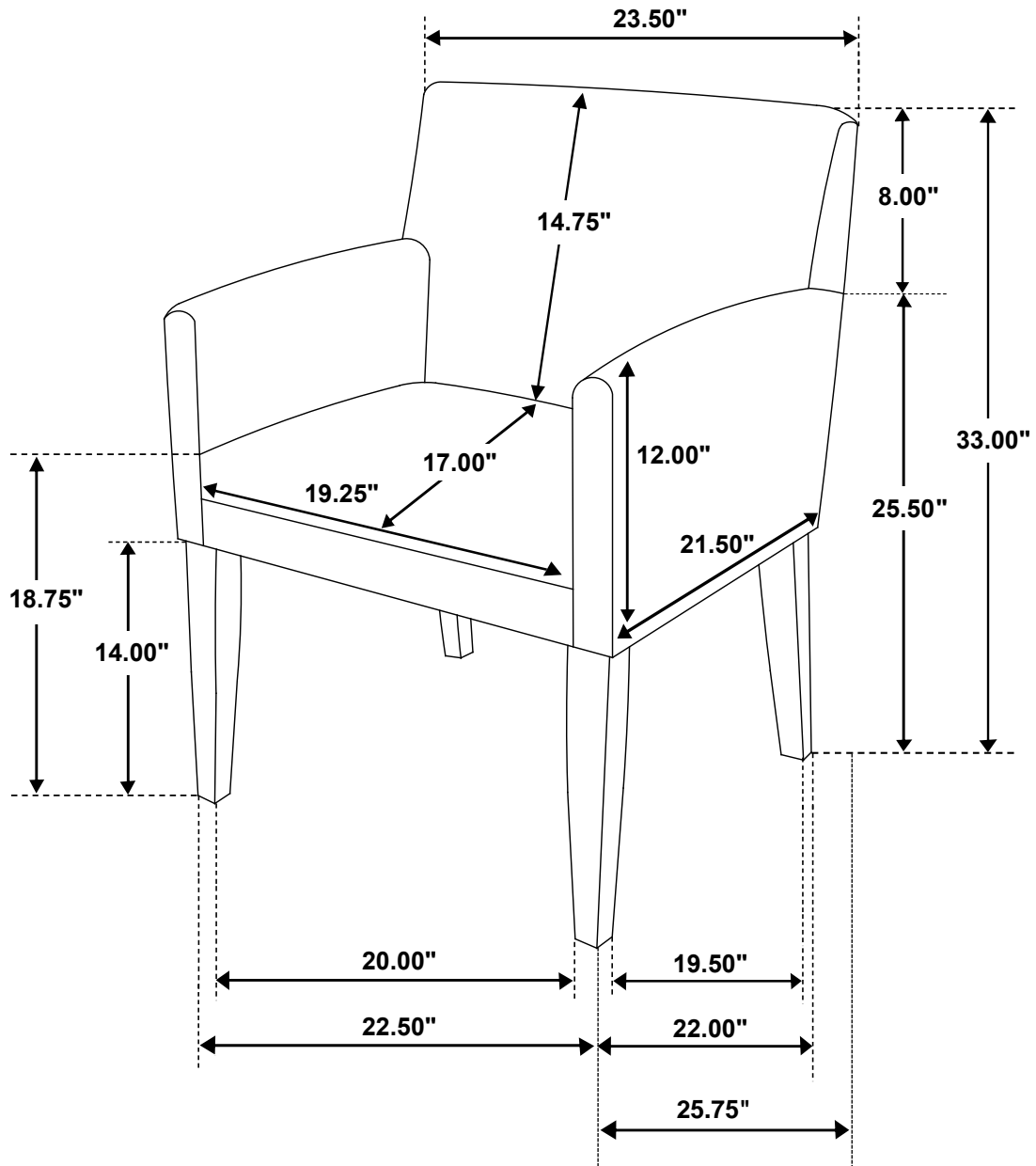
STEP 1



STEP 2
COMPLETE



ITEM : **106252**



Note : Dimension tolerance $\pm 5\%$