

*ASSEMBLY INSTRUCTIONS*  
*COASTER FINE FURNITURE*



*Fine Furniture for every stage of life*

**107041**  
***Dining Table***

ITEM: **107041**



## ASSEMBLY INSTRUCTIONS

### ASSEMBLY TIPS:

1. Remove hardware from box and sort by size.
2. Please check to see that all hardware and parts are present prior to start of assembly.
3. Please follow attached instructions in the same sequence as numbered to assure fast & easy assembly.



### WARNING!

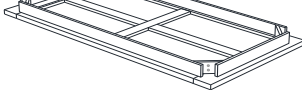
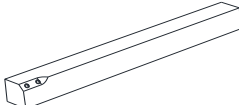
1. Don't attempt to repair or modify parts that are broken or defective. Please contact the store immediately.
2. This product is for home use only and not intended for commercial establishments.







ASSEMBLY TIME

10 MINUTES

## PARTS IDENTIFICATION

A	TOP		1PC
B	LEG		4PCS

## HARDWARE IDENTIFICATION

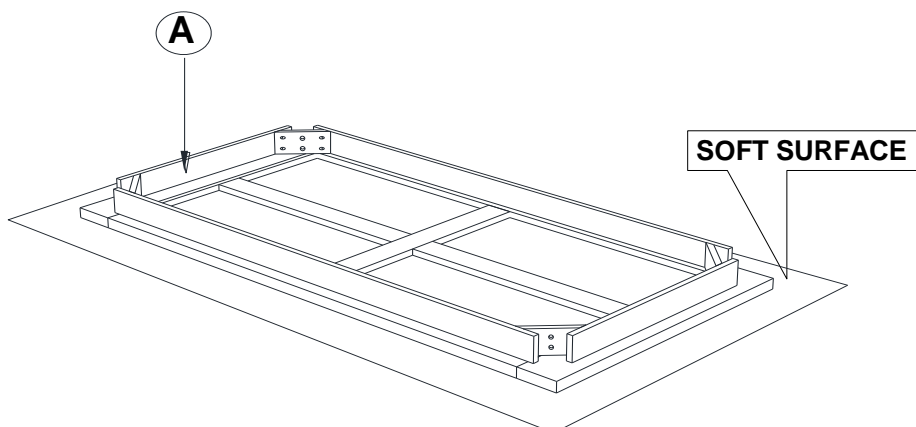
1	BOLT (M8 x 70mm - BLK )		8PCS
2	LOCK WASHER (M8 - BLK)		8PCS
3	FLAT WASHER (M8 - BLK)		8PCS
4	ALLEN WRENCH (M5 x 60MM- BLK)		1PC

ITEM: **107041**

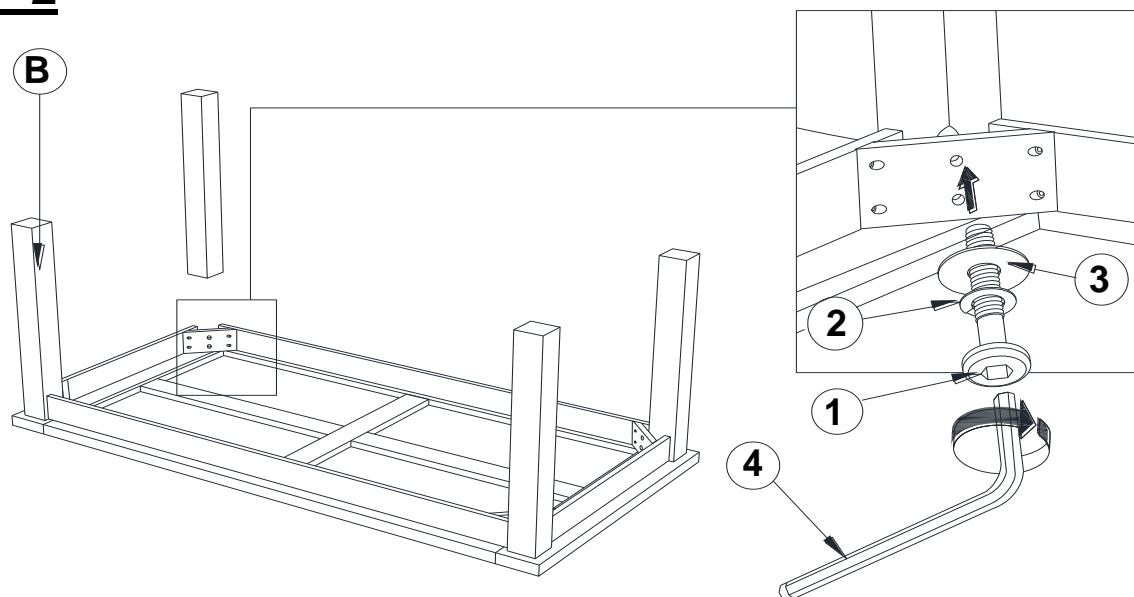


## ASSEMBLY INSTRUCTIONS

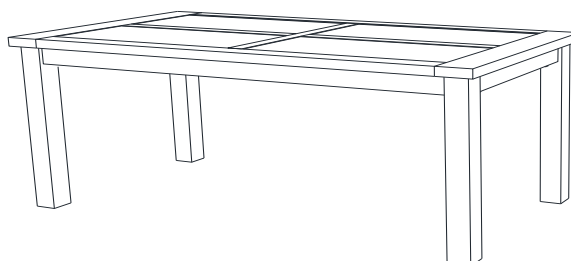
### STEP 1



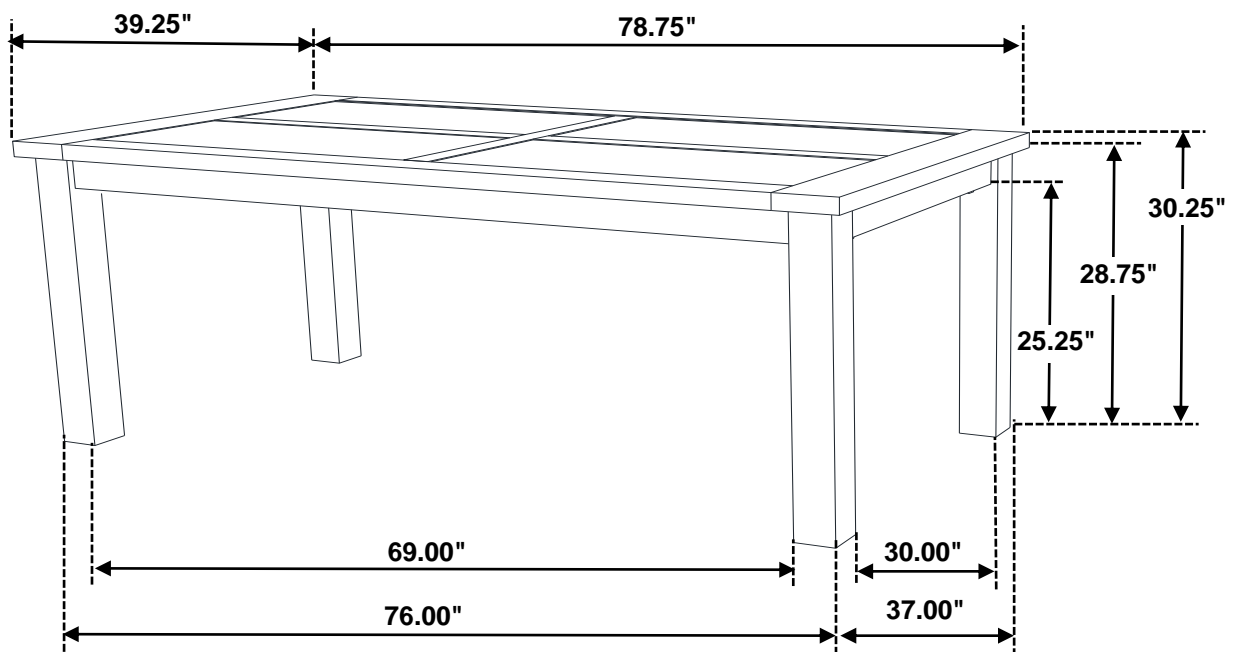
### STEP 2



### STEP 3 COMPLETE



ITEM: **107041**



**Note : Dimension tolerance  $\pm 5\%$**



*ASSEMBLY INSTRUCTIONS*  
*COASTER FINE FURNITURE*



*Fine Furniture for every stage of life*

**193132**  
**Parson Chair**

ITEM: **193132**

## ASSEMBLY INSTRUCTIONS



### ASSEMBLY TIPS:

1. Remove hardware from box and sort by size.
2. Please check to see that all hardware and parts are present prior to start of assembly.
3. Please follow attached instructions in the same sequence as numbered to assure fast & easy assembly.



### WARNING!

1. Don't attempt to repair or modify parts that are broken or defective. Please contact the store immediately.
2. This product is for home use only and not intended for commercial establishments.

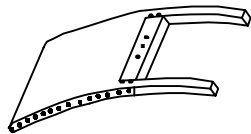


ASSEMBLY TIME

15 MINUTES

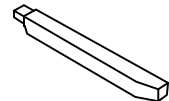
## PARTS IDENTIFICATION

A BACK FRAME



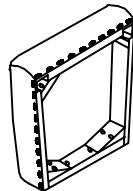
1PC

C FRONT LEG



2PCS

B SEAT CUSHION  
WITH FRAME



1PC

## HARDWARE IDENTIFICATION

1 LONG BOLT  
(5/16" x 3-1/2"-RBW)



4PCS

4 LOCK WASHER  
(5/16"-RBW)



9PCS

2 SHORT BOLT  
(5/16" x 2-1/4"-RBW)



5PCS

5 FLAT WASHER  
(5/16" x 22mm-RBW)



9PCS

3 ALLEN WRENCH  
(5 mm-RBW)



1PC

6 WOOD DOWEL  
(Ø10 x 30mm-WOOD)



2PCS

### NOTE:

Quantities shown are for one chair.

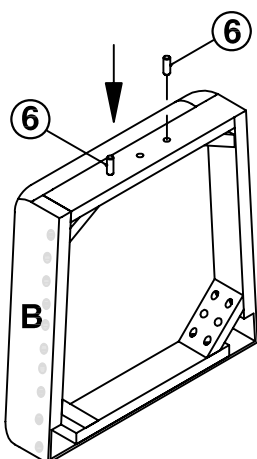
Phillips head screw driver is required in the assembly process; however, manufacturer does not provide this item.

ITEM: **193132**

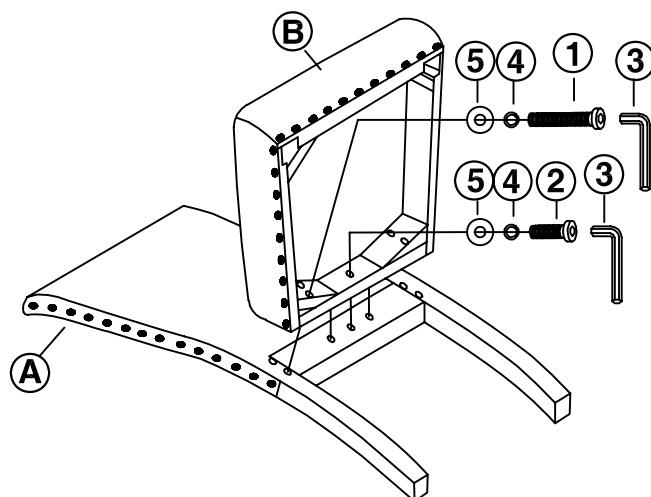


## ASSEMBLY INSTRUCTIONS

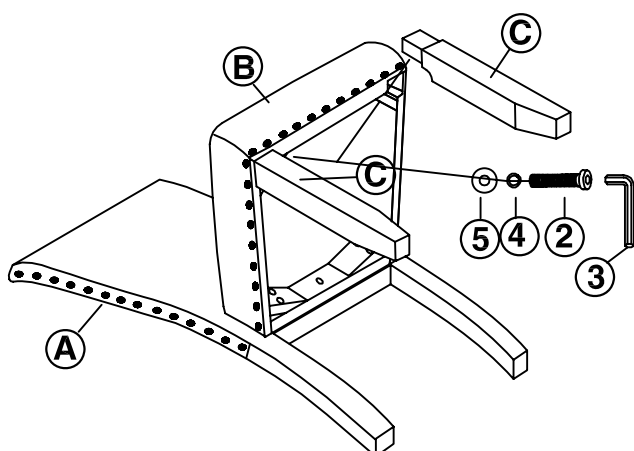
### STEP 1



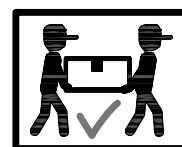
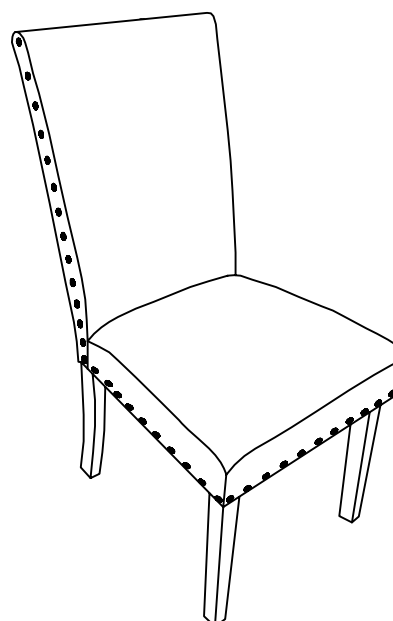
### STEP 2



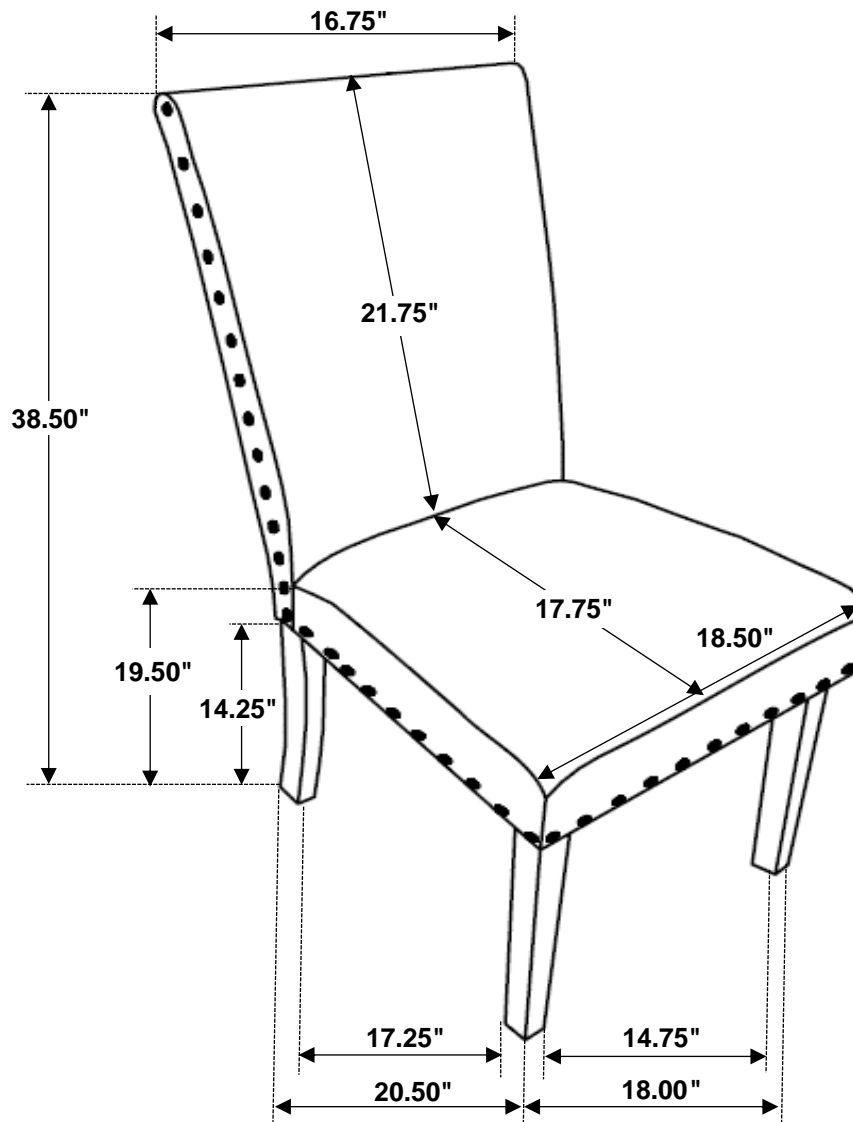
### STEP 3



### STEP 4 COMPLETE



ITEM: **193132**



Note: Dimension tolerance  $\pm 5\%$