

ASSEMBLY INSTRUCTIONS
COASTER FINE FURNITURE



Fine Furniture for every stage of life

109230 (B1&B2)
Dining Table

ITEM: 109230(B1&B2)

ASSEMBLY INSTRUCTIONS



ASSEMBLY TIPS:

1. Remove hardware from box and sort by size.
2. Please check to see that all hardware and parts are present prior to start of assembly.
3. Please follow attached instructions in the same sequence as numbered to assure fast & easy assembly.



WARNING!

1. Don't attempt to repair or modify parts that are broken or defective. Please contact the store immediately.
2. This product is for home use only and not intended for commercial establishments.



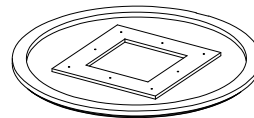
ASSEMBLY TIME

15 MINUTES

PARTS IDENTIFICATION

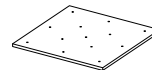
B1 (BOX 1)

A TOP



1PC

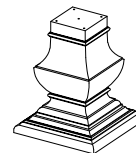
B MOUNTING PLATE



1PC

B2 (BOX 2)

C BASE



1PC

HARDWARE IDENTIFICATION

Z-B1(BOX 1) - HARDWARE PACK IS LOCATED IN 109230 (B1)

1 BOLT
(Ø5/16" x 1-3/8" - RBW)



13PCS

2 LOCK WASHER
(Ø5/16" - RBW)



13PCS

3 FLAT WASHER
(Ø5/16" - RBW)



13PCS

4 ALLEN WRENCH
(4MM - RBW)



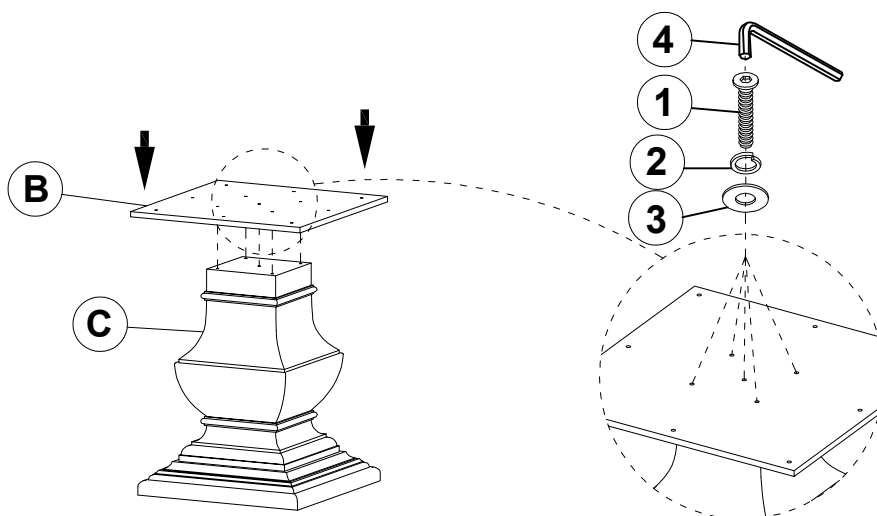
1PC

ITEM: **109230(B1&B2)**

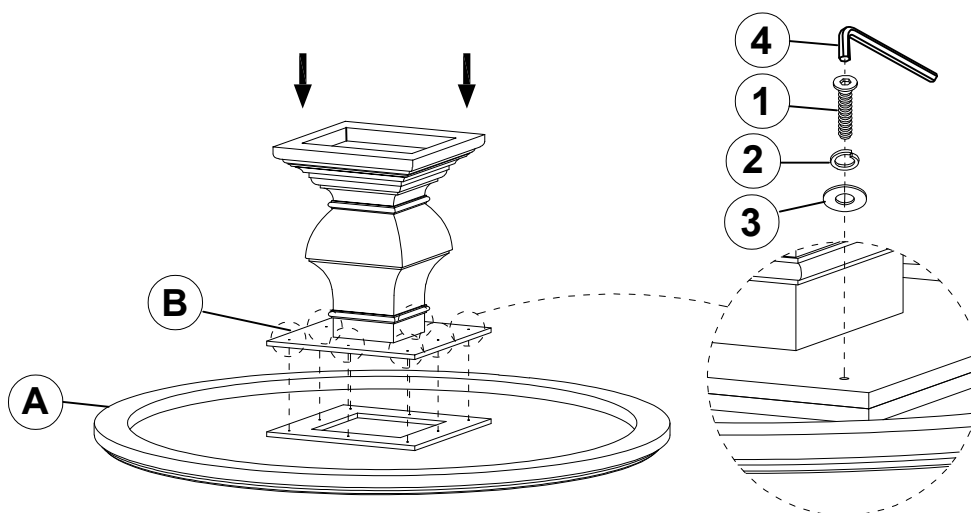


ASSEMBLY INSTRUCTIONS

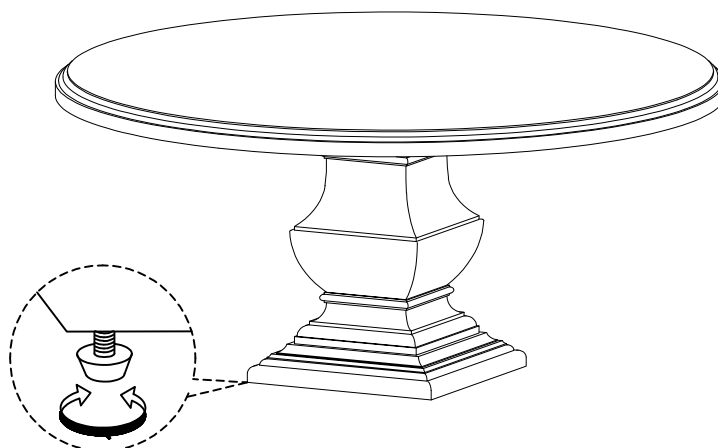
STEP 1



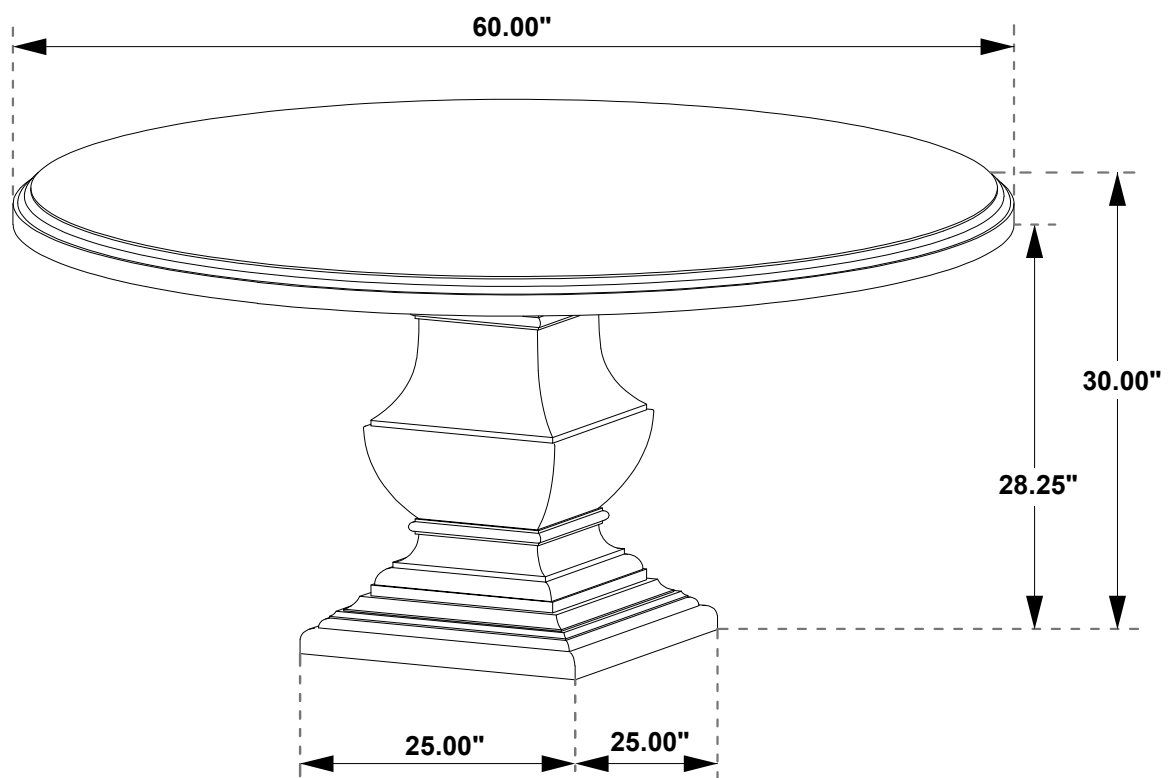
STEP 2



STEP 3 **COMPLETE**



ITEM: **109230(B1&B2)**




Note: Dimension tolerance $\pm 5\%$



ASSEMBLY INSTRUCTIONS

COASTER FINE FURNITURE



Fine Furniture for every stage of life

115102
Dining Side Chair

ITEM: 115102



ASSEMBLY INSTRUCTIONS

ASSEMBLY TIPS:

1. Remove hardware from box and sort by size.
2. Please check to see that all hardware and parts are present prior to start of assembly.
3. Please follow attached instructions in the same sequence as numbered to assure fast & easy assembly.

WARNING!



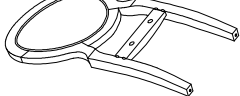
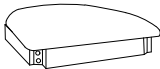

1. Don't attempt to repair or modify parts that are broken or defective. Please contact the store immediately.
2. This product is for home use only and not intended for commercial establishments.









ASSEMBLY TIME

15 MINUTES

PART IDENTIFICATION

A	BACK FRAME		1PC
B	SEAT CUSHION WITH FRAME		1PC
C	FRONT LEG		2PCS

HARDWARE IDENTIFICATION

1	LONG BOLT (Ø5/16" x 3" - RBW)		4PCS
2	MEDIUM BOLT (Ø5/16" x 2" - RBW)		4PCS
3	SHORT BOLT (Ø5/16" x 1-3/4" - RBW)		2PCS
4	LOCK WASHER (Ø5/16" - RBW)		10PCS
5	FLAT WASHER (Ø5/16" - RBW)		10PCS
6	ALLEN WRENCH (4MM - RBW)		1PC

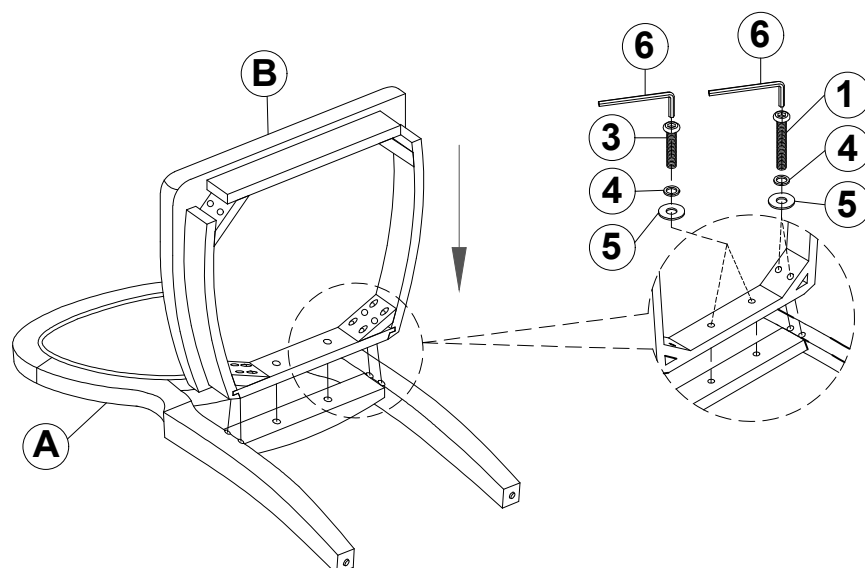
NOTE:

Quantities shown are for one chair.

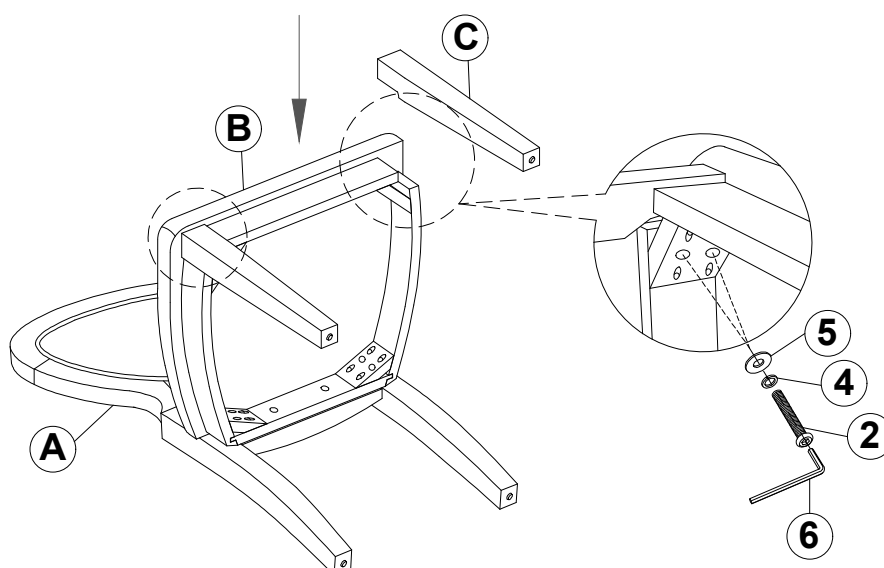
ITEM: **115102**

ASSEMBLY INSTRUCTIONS


STEP 1



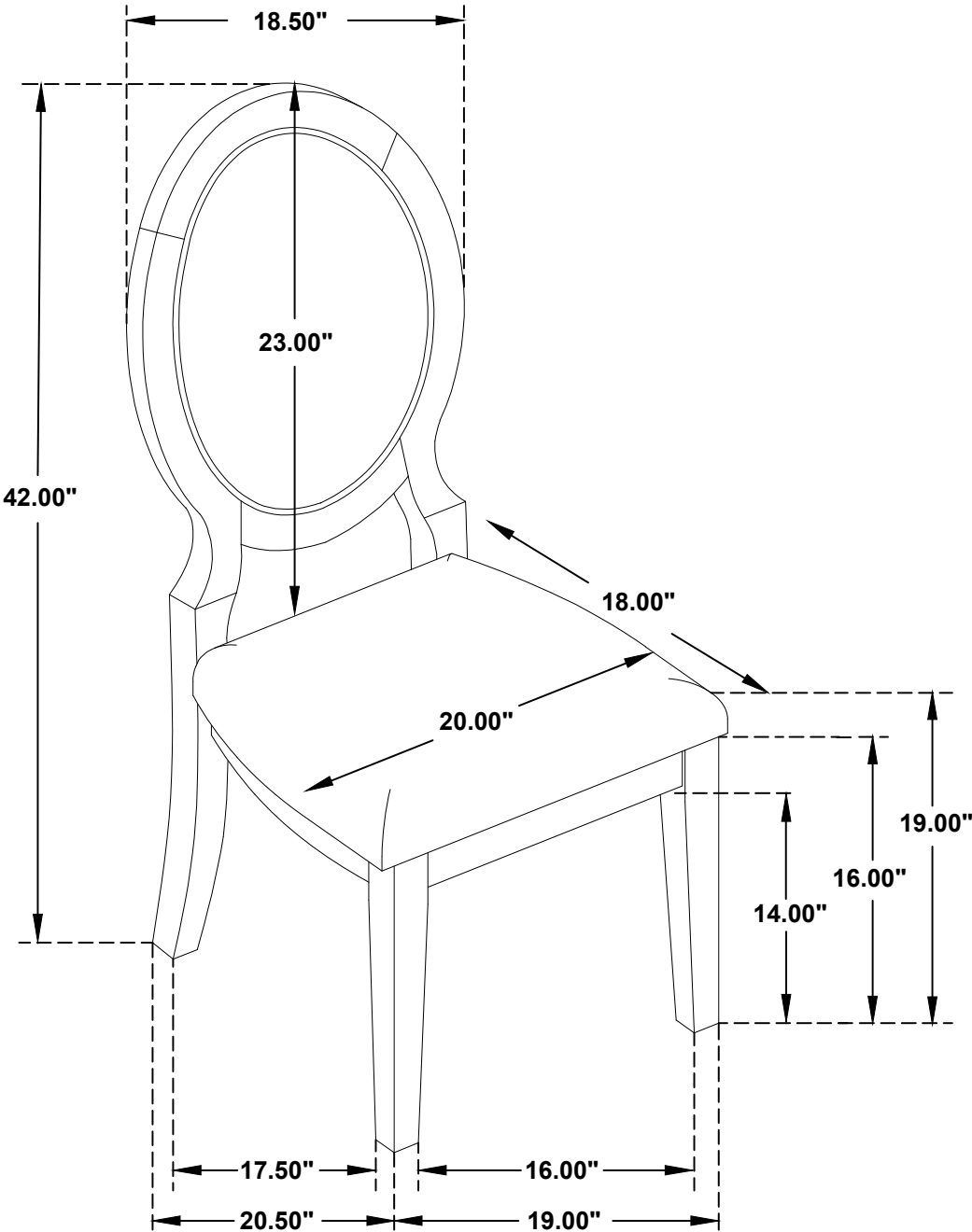
STEP 2



STEP 3 **COMPLETE**



ITEM: **115102**



Note: Dimension tolerance $\pm 5\%$