


ASSEMBLY INSTRUCTIONS
COASTER FINE FURNITURE



Fine Furniture for every stage of life

109361(B1-B3)
Dining Table

ITEM: **109361(B1-B3)**

ASSEMBLY INSTRUCTIONS

ASSEMBLY TIPS:

1. Remove hardware from box and sort by size.
2. Please check to see that all hardware and parts are present prior to start of assembly.
3. Please follow attached instructions in the same sequence as numbered to assure fast & easy assembly.



WARNING!

1. Don't attempt to repair or modify parts that are broken or defective. Please contact the store immediately.
2. This product is for home use only and not intended for commercial establishments.



ASSEMBLY TIME

10 MINUTES


PARTS IDENTIFICATION

BOX1
A TOP



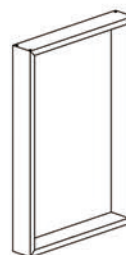
1PC

BOX2
B TOP FRAME



1PC

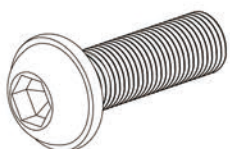
BOX3
C LEG FRAME



3PCS

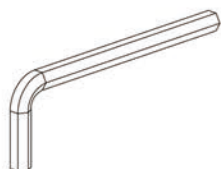
Z HARDWARE IDENTIFICATION

1 BOLT M8*25



12PCS

2 ALLEN WRENCH 6MM



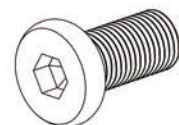
1PC

3 FLAT WASHER Ø6-Ø16



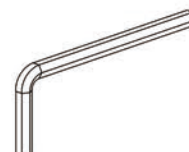
4PCS

4 BOLT M6*12



4PCS

5 ALLEN WRENCH 4MM



1PC

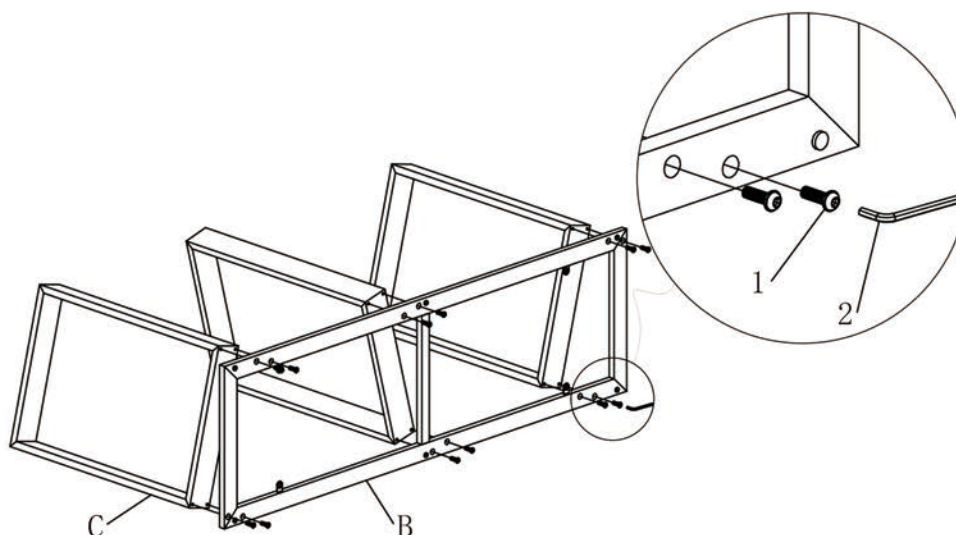
**HARDWARE PACK IS LOCATED IN
109361 (B3)**

ITEM: **109361(B1-B3)**

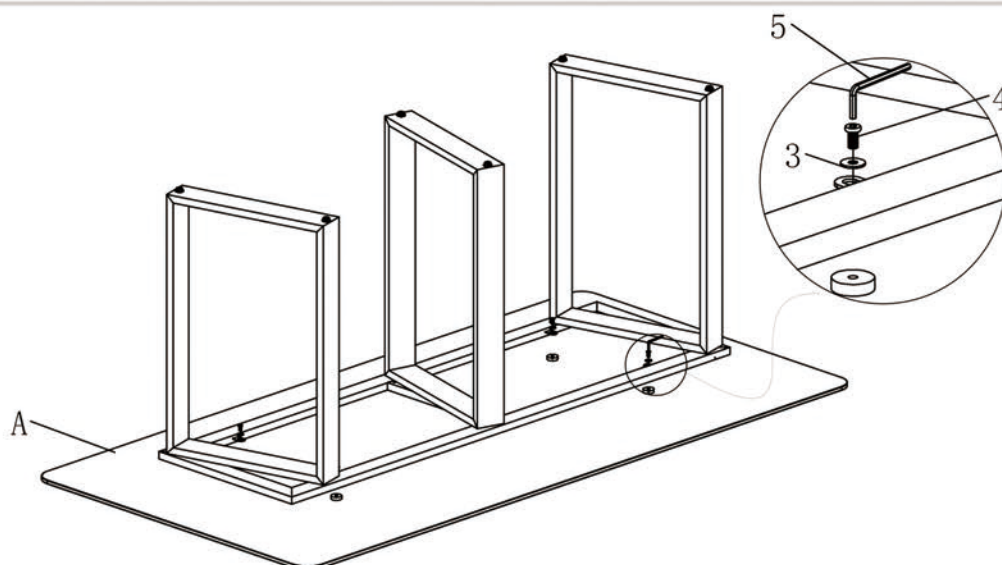
ASSEMBLY INSTRUCTIONS



STEP1



STEP2



ITEM: **109361(B1-B3)**

ASSEMBLY INSTRUCTIONS

