

ASSEMBLY INSTRUCTIONS COASTER FINE FURNITURE



Fine Furniture for every stage of life

110321(B1-B2)
Dining Table

ITEM: **110321(B1-B2)**



ASSEMBLY INSTRUCTIONS


ASSEMBLY TIPS:

1. Remove hardware from box and sort by size.
2. Please check to see that all hardware and parts are present prior to start of assembly.
3. Please follow attached instructions in the same sequence as numbered to assure fast & easy assembly.



WARNING !

1. Don't attempt to repair or modify parts that are broken or defective. Please contact the store immediately.
2. This product is for home use only and not intended for commercial establishments.




ASSEMBLY TIME 30 MINUTES

PARTS IDENTIFICATION

B1 (BOX 1)

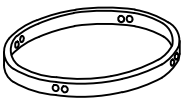
A. TOP  1PC

B. GLASS  1PC

B2 (BOX 2)

C. LEG  4PCS

E. LAZY SUSAN  1PC

D. METAL CIRCLE  1PC

HARDWARE PACKAGE

Z-B2 (BOX 2)-HARDWARE PACK IS LOCATED IN 110321(B2)

1. ALLEN WRENCH  1PC
(Ø5/16"*63mm-SILVER)

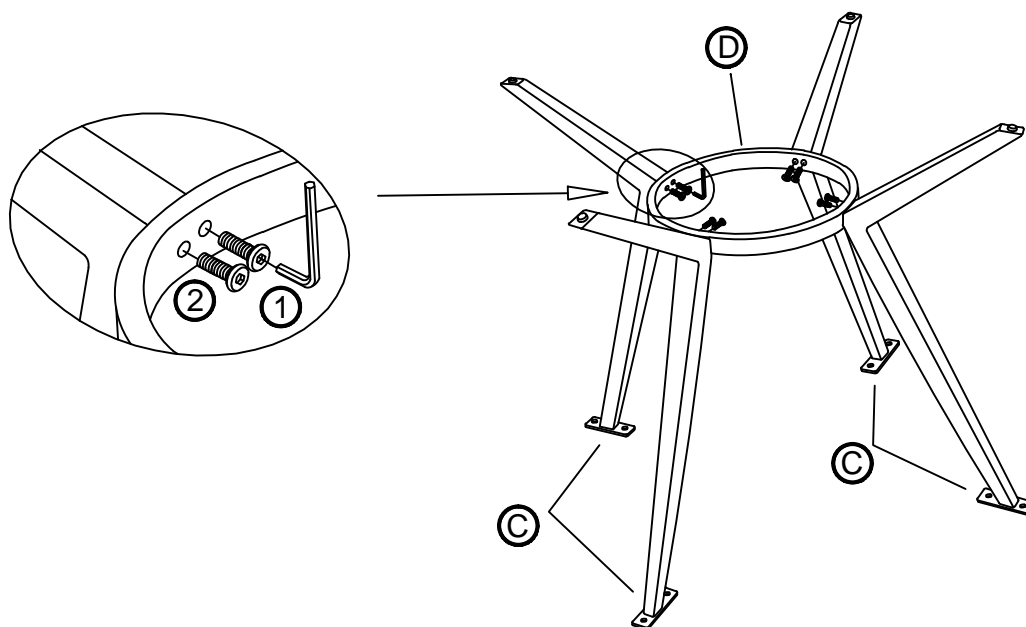
3. SHORT BOLT  8PCS
(Ø5/16"*15mm-SILVER)

2. LONG BOLT  8PCS
(Ø5/16"*25mm-SILVER)

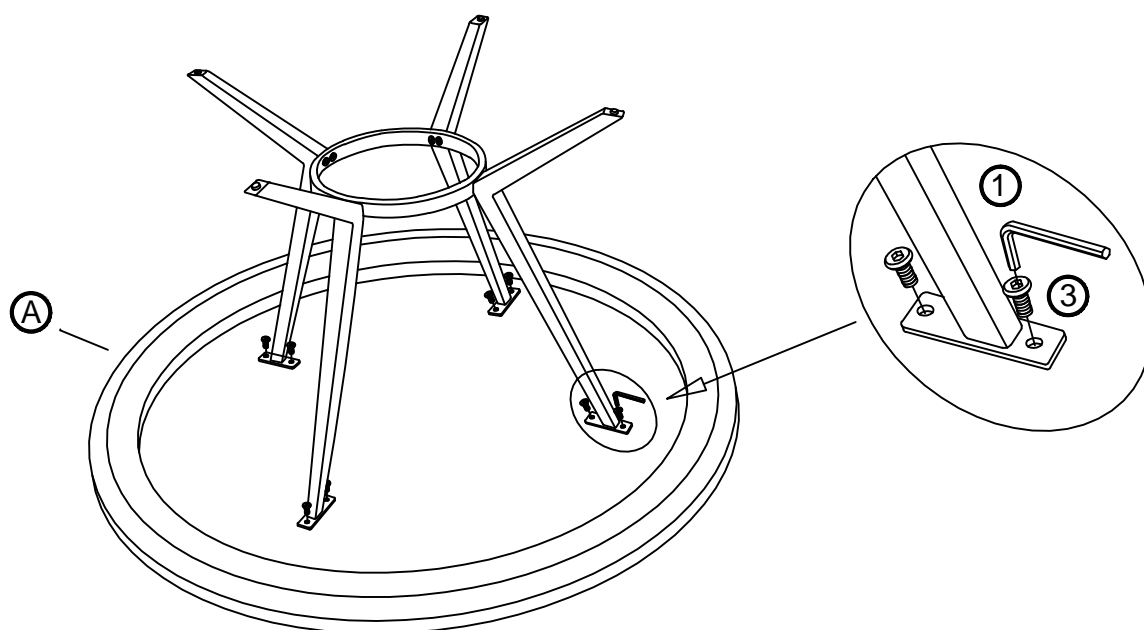
ITEM: **110321(B1-B2)**

ASSEMBLY INSTRUCTIONS

STEP 1



STEP 2

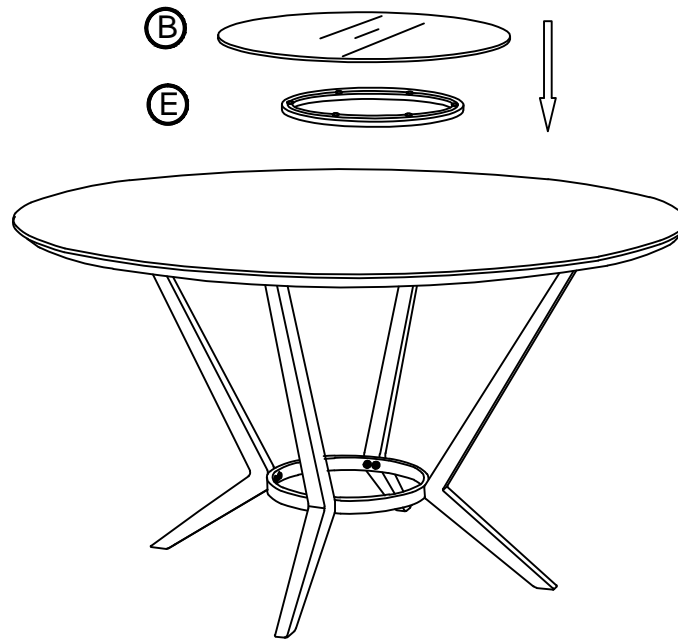


ITEM: **110321(B1-B2)**

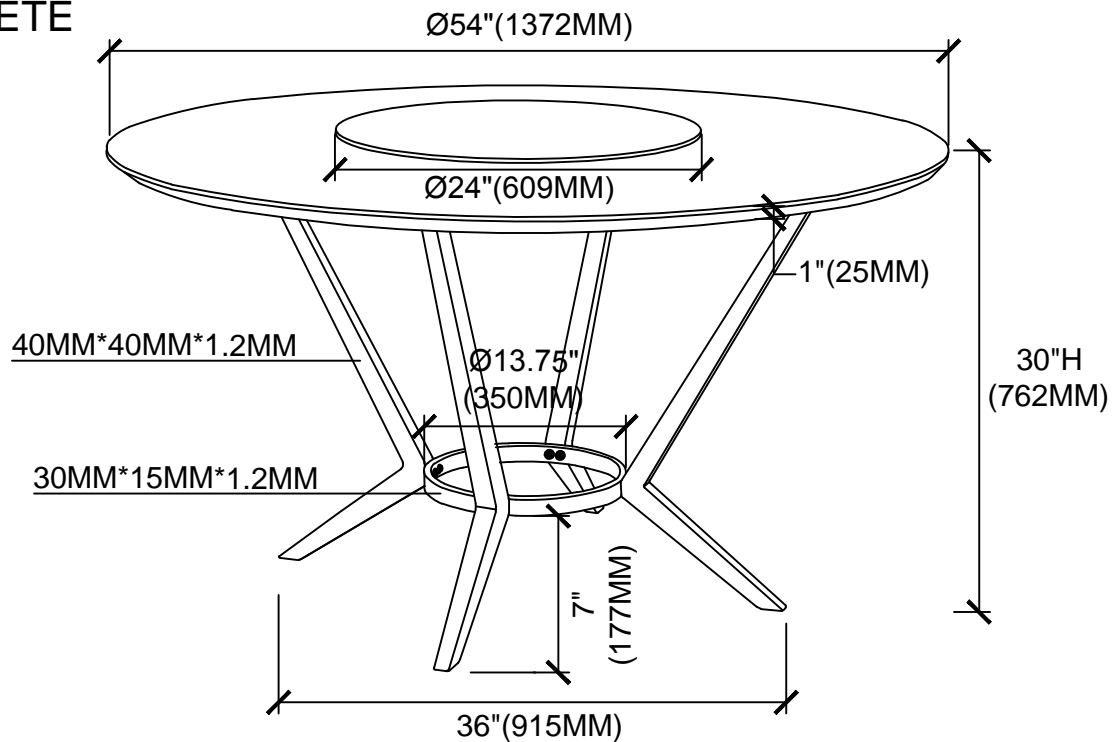
ASSEMBLY INSTRUCTIONS



STEP 3



STEP 4 COMPLETE



ASSEMBLY INSTRUCTIONS COASTER FINE FURNITURE



Fine Furniture for every stage of life

110322
Dining Chair

ITEM: **110322**

ASSEMBLY INSTRUCTIONS



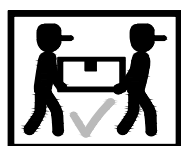
ASSEMBLY TIPS:

1. Remove hardware from box and sort by size.
2. Please check to see that all hardware and parts are present prior to start of assembly.
3. Please follow attached instructions in the same sequence as numbered to assure fast & easy assembly.



WARNING !

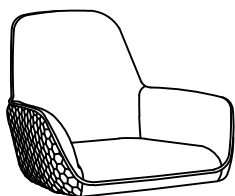
1. Don't attempt to repair or modify parts that are broken or defective. Please contact the store immediately.
2. This product is for home use only and not intended for commercial establishments.



ASSEMBLY TIME 5 MINUTES

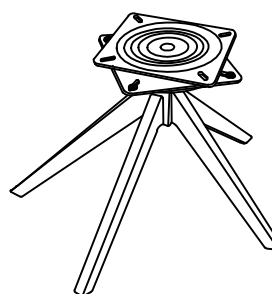
PARTS IDENTIFICATION

A. SEAT AND
BACK



1PC

B. BASE



1PC

HARDWARE PACKAGE

1. ALLEN WRENCH
(Ø1/4"*58mm-SILVER)



1PC

2. LONG BOLT
(Ø1/4"*25mm-SILVER)



2PCS

3. SHORT BOLT
(Ø1/4"*15mm-SILVER)



2PCS

4. FLAT WASHER
(Ø16mm-SILVER)



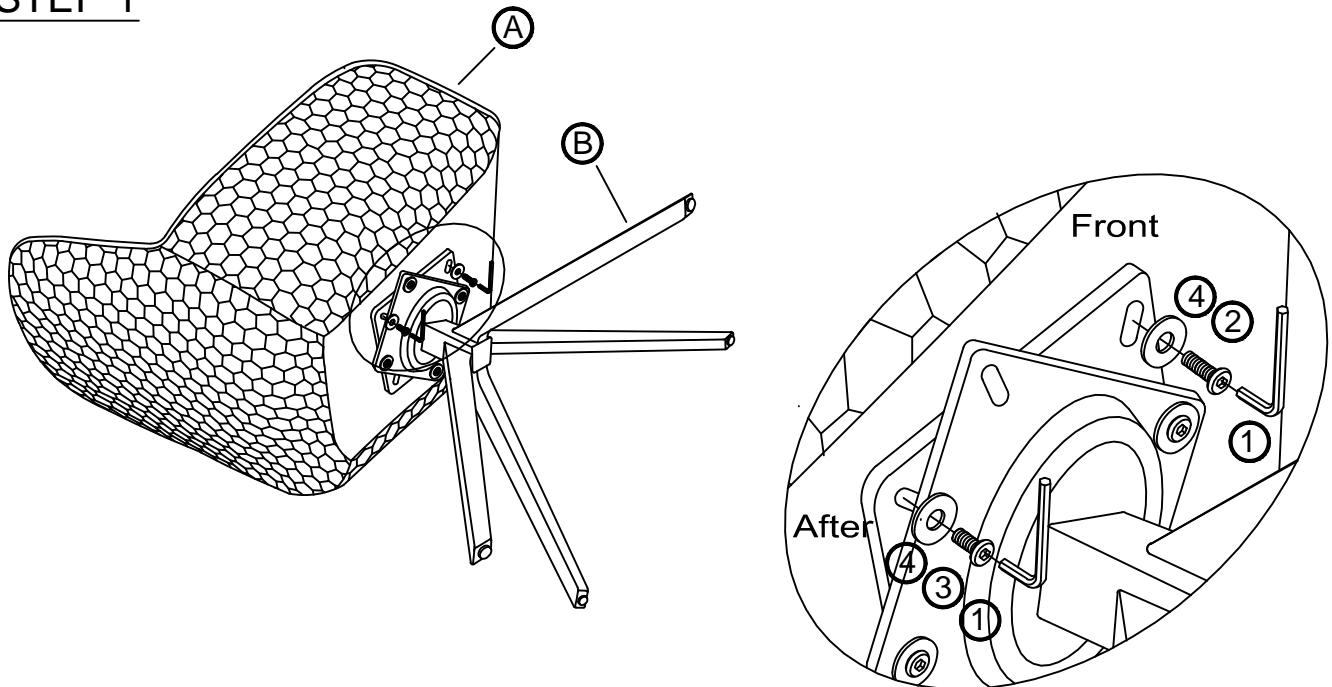
4PCS

ITEM: **110322**

ASSEMBLY INSTRUCTIONS



STEP 1



STEP 2

