

ASSEMBLY INSTRUCTIONS COASTER FINE FURNITURE



Fine Furniture for every stage of life

110578

Counter Height Table

ITEM: **110578**



ASSEMBLY INSTRUCTIONS

ASSEMBLY TIPS:

1. Remove hardware from box and sort by size.
2. Please check to see that all hardware and parts are present prior to start of assembly.
3. Please follow attached instructions in the same sequence as numbered to assure fast & easy assembly.



WARNING:

1. Don't attempt to repair or modify parts that are broken or defective. Please contact the store immediately.
2. This product is for home use only and not intended for commercial establishments.



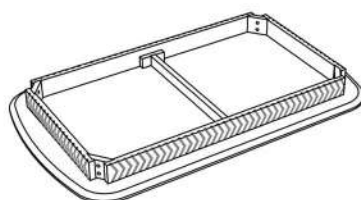
ASSEMBLY TIME

15 MINUTES

PARTS IDENTIFICATION

A

TOP



1PC

B

LEG

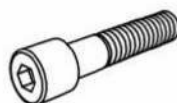


4PCS

HARDWARES IDENTIFICATION

1

BOLT
(M8 x 70mm - RBW)



8PCS

2

FLAT WASHER
(M8 - RBW)



8PCS

3

ALLEN WRENCH
(M5 - BLK)



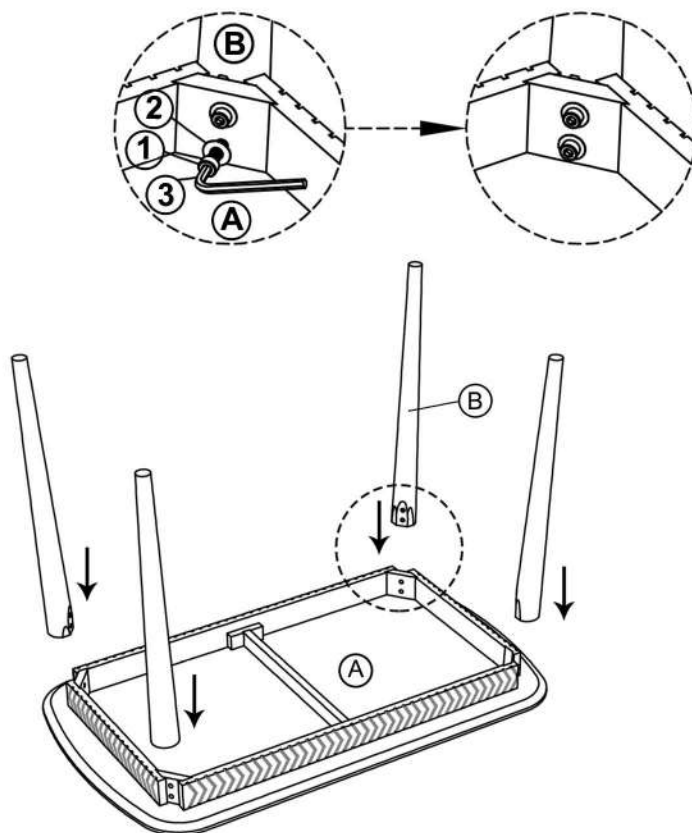
1PC

ITEM: **110578**

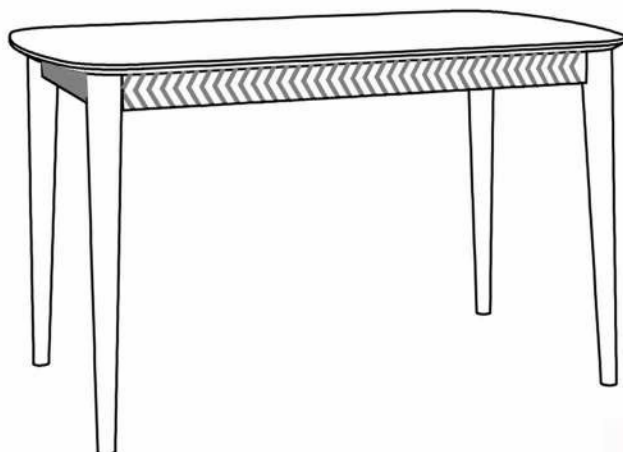
COASTER
FINE FURNITURE

ASSEMBLY INSTRUCTIONS

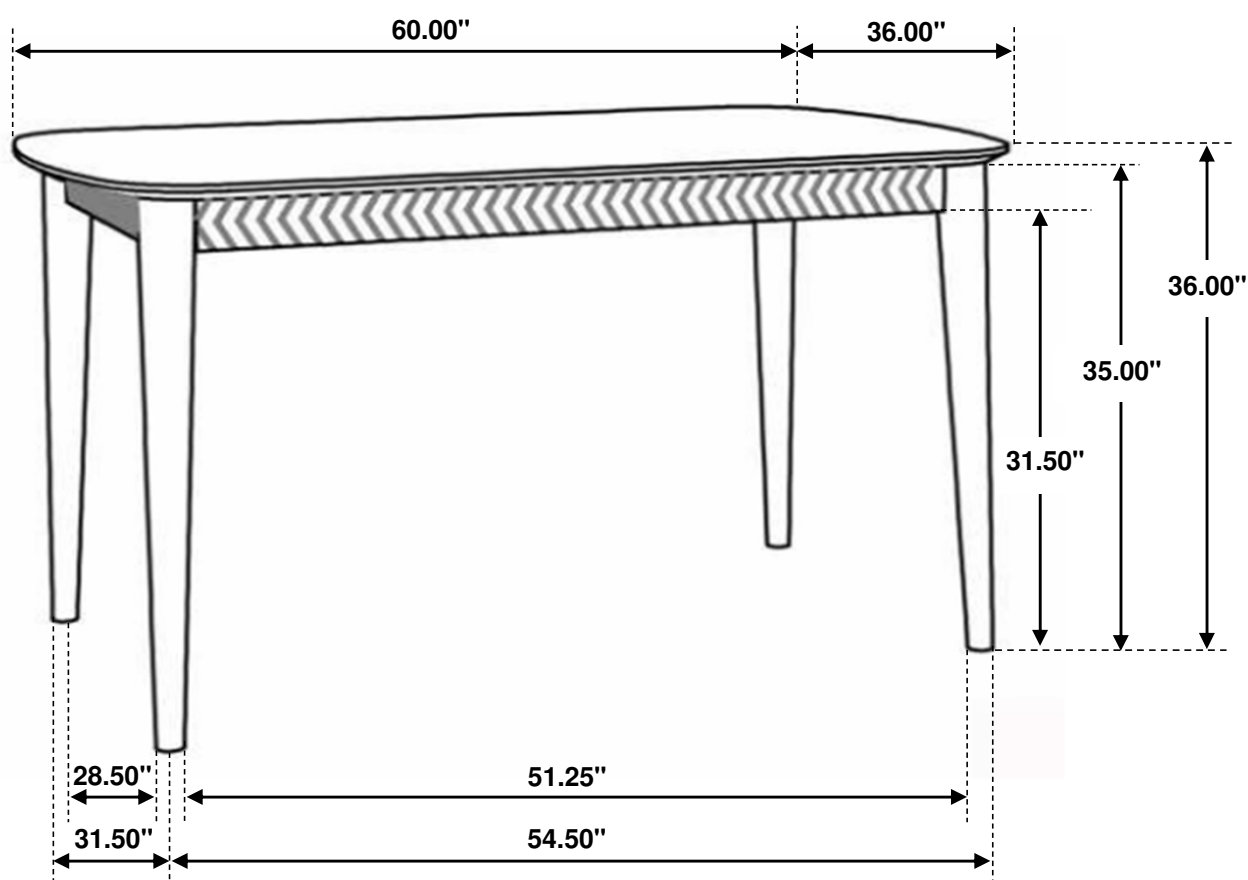
STEP 1



STEP 2 COMPLETE



ITEM : 110578



Note : Dimension tolerance $\pm 5\%$



ASSEMBLY INSTRUCTIONS COASTER FINE FURNITURE



Fine Furniture for every stage of life

110649 Counter Height Stool

REVISION 0 : 01/11/2022
REVISION 1 : 02/13/2025

PAGE 1 OF 3

COASTERFURNITURE.COM

ITEM: 110649

ASSEMBLY INSTRUCTIONS



ASSEMBLY TIPS:

1. Remove hardware from box and sort by size.
2. Please check to see that all hardware and parts are present prior to start of assembly.
3. Please follow attached instruction in the same sequence as numbered to assure fast & easy assembly.



WARNING!

1. Don't attempt to repair or modify parts that are broken or defective. Please contact the store immediately.
2. This product is for home use only and not intended for commercial establishment.



ASSEMBLY TIME

05 MINUTES


PARTS IDENTIFICATION

AF BASE WITH SEAT CUSHION



1PC

BF BACKREST WITH CUSHION



1PC

HARDWARE IDENTIFICATION

1 BOLT
(8 mm - BLK)



3PCS

2 FLAT WASHER
(10 mm - BLK)



3PCS

3 ALLEN WRENCH
(6 mm - BLK)

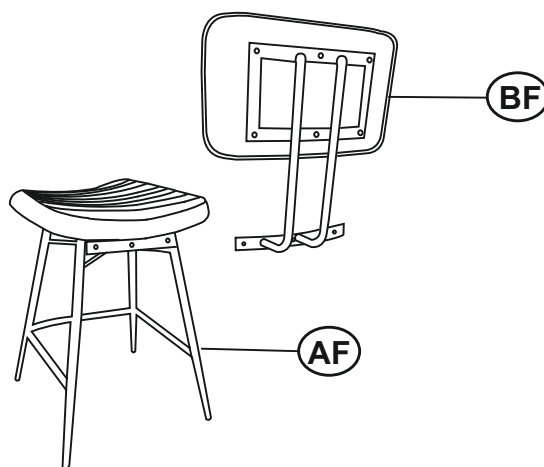


1PC

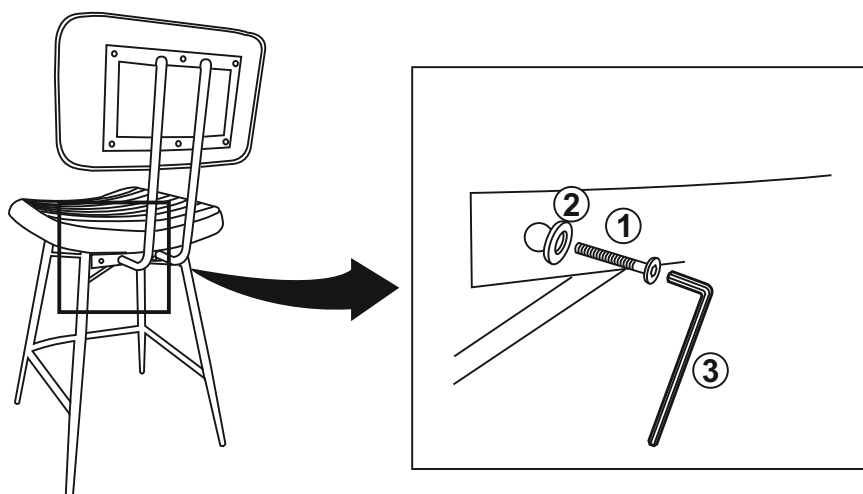
ITEM: **110649**
ASSEMBLY INSTRUCTIONS




STEP 1



STEP 2

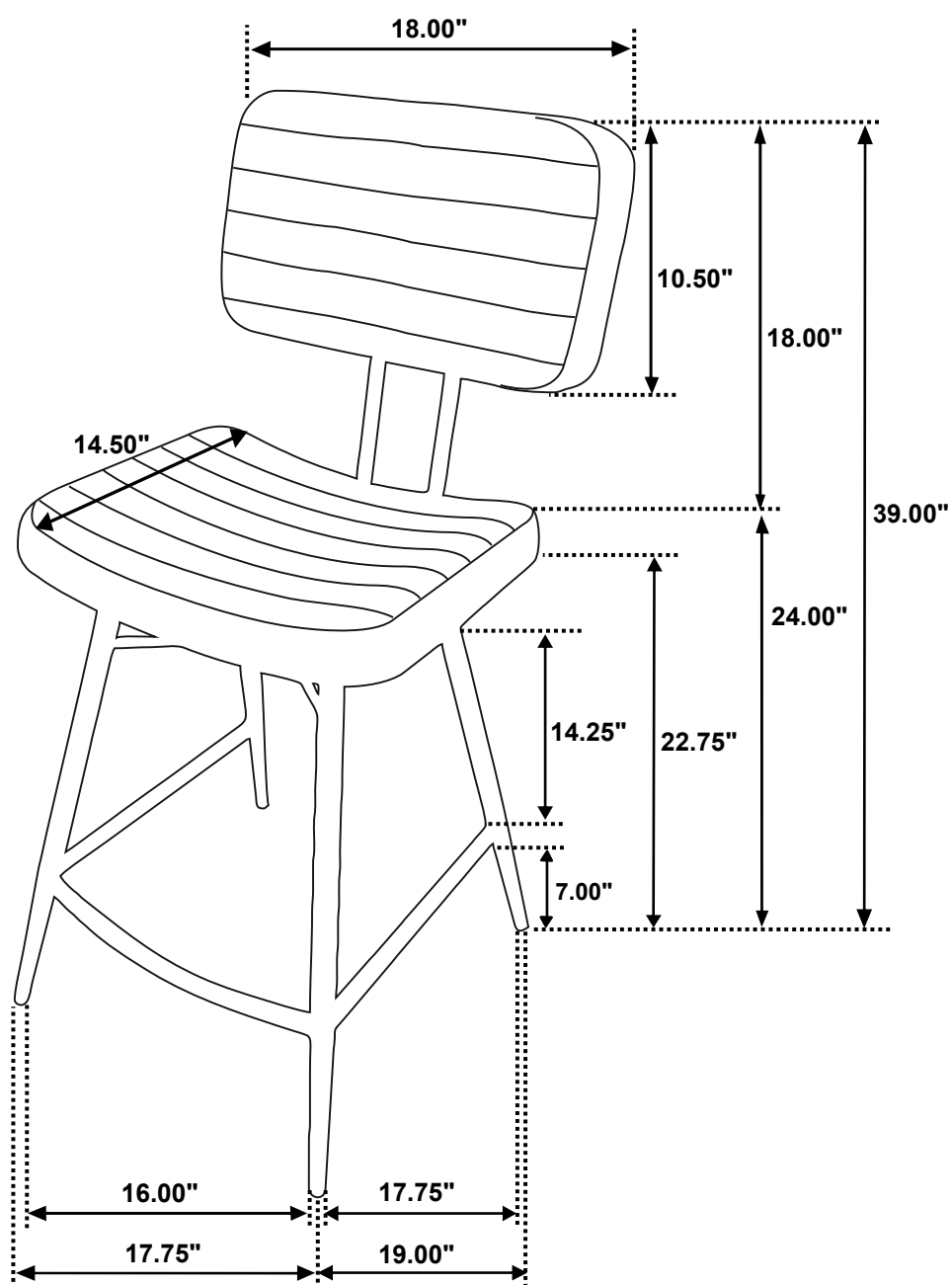


STEP 3
COMPLETE



ITEM: **110649**

COASTER
FINE FURNITURE



Note : Dimension tolerance $\pm 5\%$