

ASSEMBLY INSTRUCTIONS
COASTER FINE FURNITURE



Fine Furniture for every stage of life

110643
Bench

ITEM:110643



ASSEMBLY INSTRUCTIONS

ASSEMBLY TIPS:

- 1. Remove hardware from box and sort by size.
- 2. Please check to see that all hardware and parts are present prior to start of assembly.
- 3. Please follow attached instructions in the same sequence as numbered to assure fast & easy assembly.



WARNING!

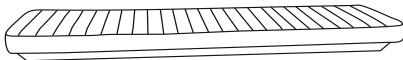


- 1. Don't attempt to repair or modify parts that are broken or defective. Please contact the store immediately.
- 2. This product is for home use only and not intended for commercial establishments.





ASSEMBLY TIME

10 MINUTES

PARTS IDENTIFICATION

AF	SEAT		1PC
B1	LEG (WITH "1" LABEL)		2PCS
B2	LEG (WITH "2" LABEL)		2PCS

HARDWARE IDENTIFICATION

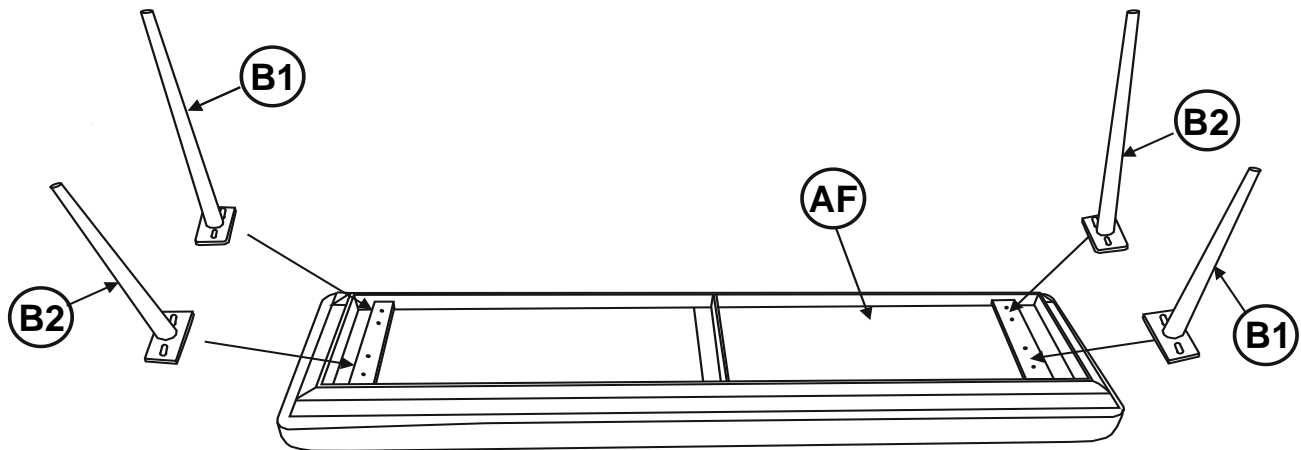
1	BOLT (5/16 x 1" - BLK)		8PCS
2	FLAT WASHER (5/16 x 1" - BLK)		8PCS
3	WRENCH (5/16 X 1/2" - BLK)		1PC

ITEM: **110643**

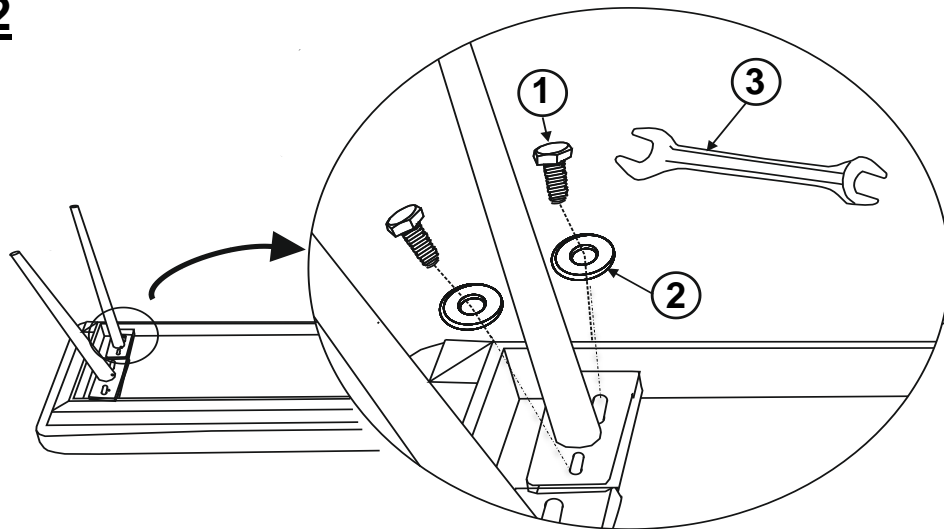


ASSEMBLY INSTRUCTIONS


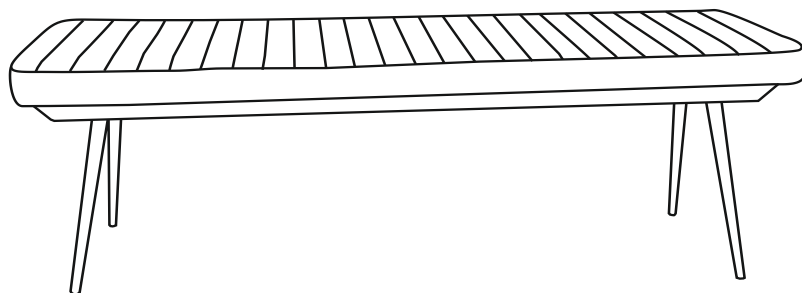
STEP 1



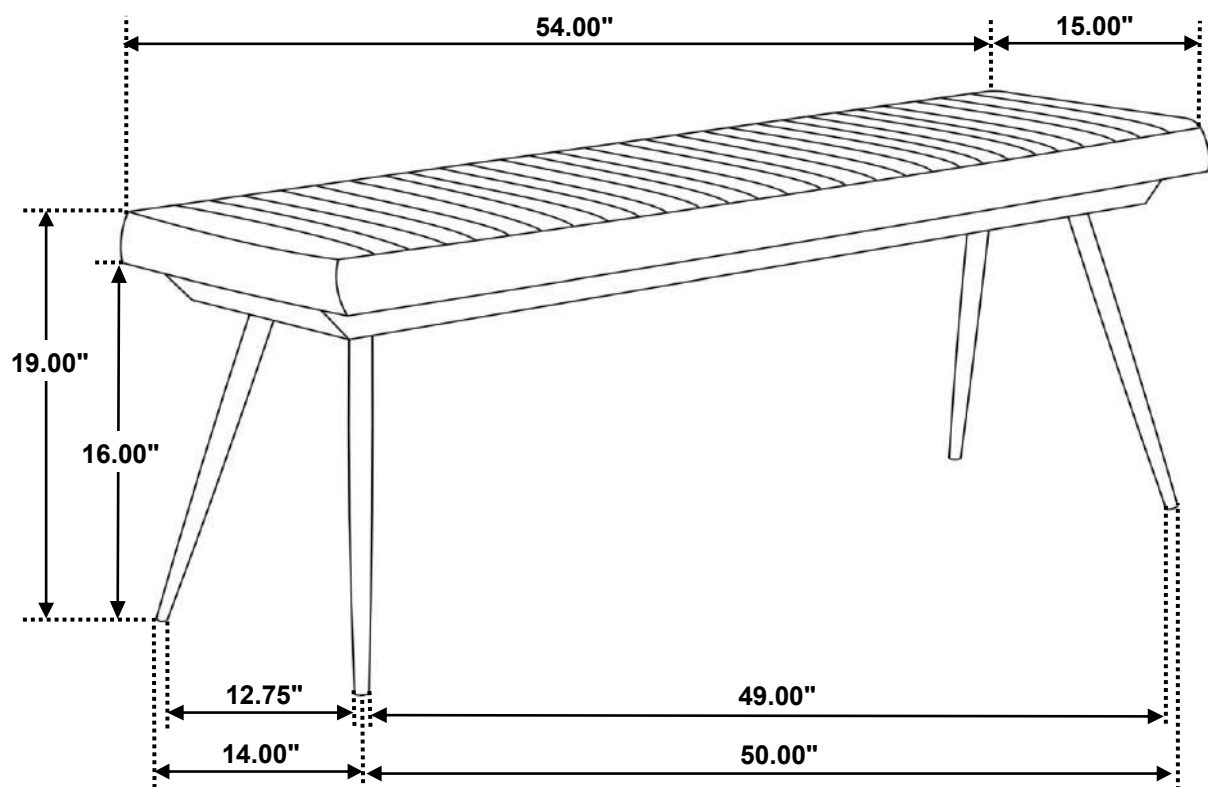
STEP 2



STEP 3 COMPLETE



ITEM: **110643**



Note : Dimension tolerance $\pm 5\%$



ASSEMBLY INSTRUCTIONS

COASTER FINE FURNITURE



Fine Furniture for every stage of life

110681
Dining Table

ITEM: **110681**



ASSEMBLY INSTRUCTIONS

ASSEMBLY TIPS:

1. Remove hardware from box and sort by size.
2. Please check to see that all hardware and parts are present prior to start of assembly.
3. Please follow attached instructions in the same sequence as numbered to assure fast & easy assembly.



WARNING!

1. Don't attempt to repair or modify parts that are broken or defective. Please contact the store immediately.
2. This product is for home use only and not intended for commercial establishments.



ASSEMBLY TIME

15 MINUTES

PARTS IDENTIFICATION


A **TOP**  **1PC**

B **LEG FRAME**  **2PCS**

HARDWARE IDENTIFICATION

1 **BOLT**
(M8 x 25mm - BLK)  **8PCS**

2 **FLAT WASHER**
(M10 x 16mm - BLK)  **8PCS**

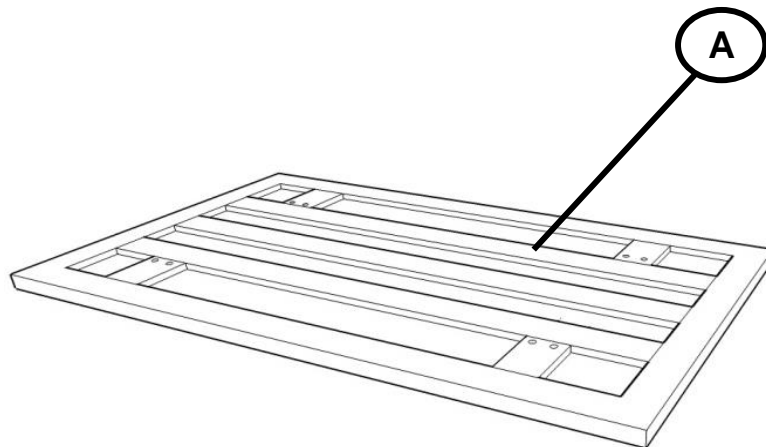
3 **ALLEN WRENCH**
(5mm - BLK)  **1PC**

ITEM: **110681**

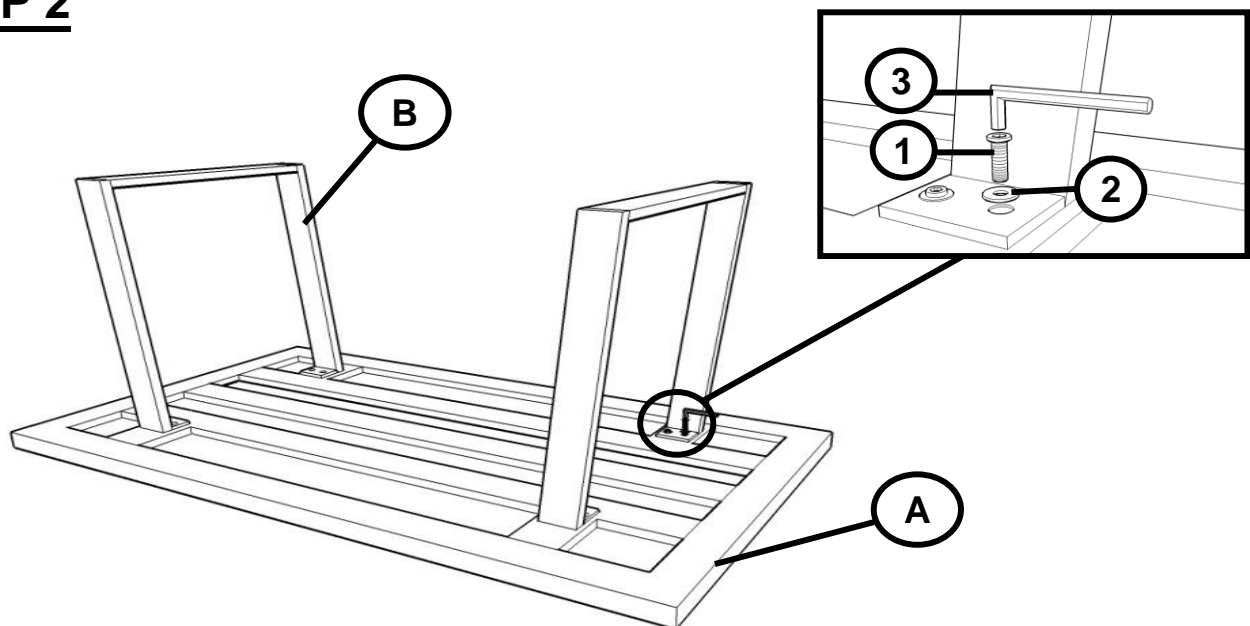


ASSEMBLY INSTRUCTIONS

STEP 1





STEP 2

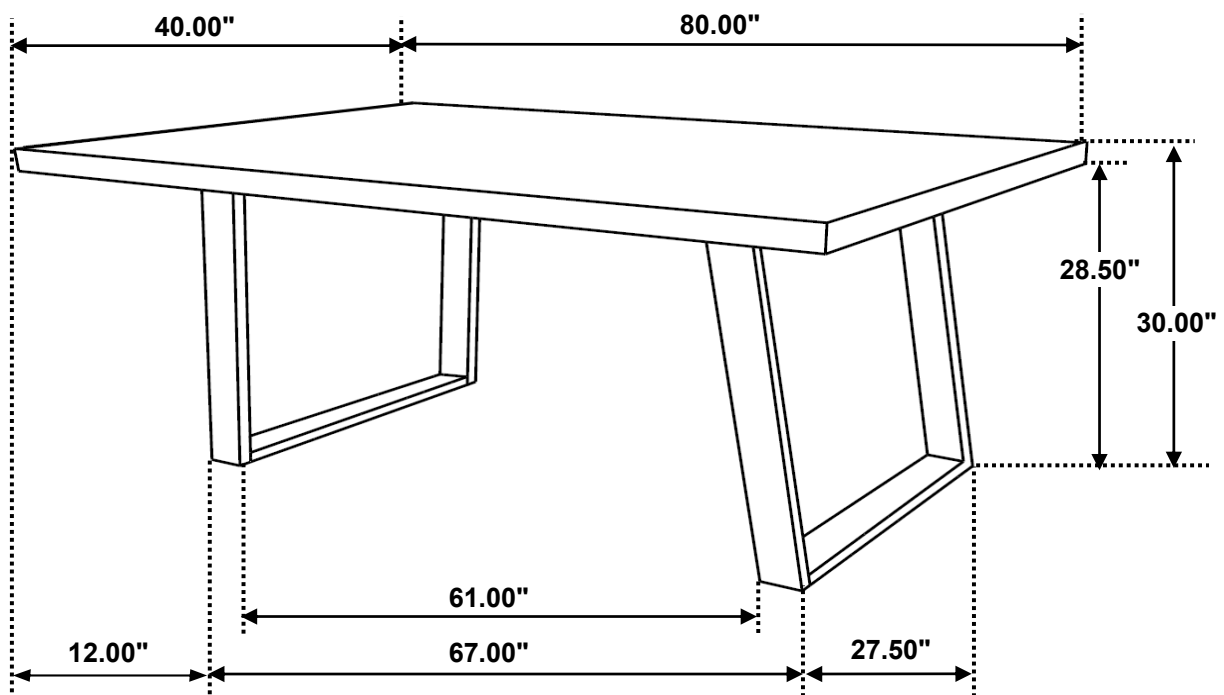


STEP 3

COMPLETE



ITEM: **110681**



Note : Dimension tolerance $\pm 5\%$