



# ASSEMBLY INSTRUCTIONS

## COASTER FINE FURNITURE



*Fine Furniture for every stage of life*

# 110712

## DINING CHAIR

REVISION 0: 12/06/2021

REVISION 1: 07/26/2022

REVISION 2: 11/15/2023

PAGE 1 OF 5

COASTERFURNITURE.COM

## ASSEMBLY INSTRUCTIONS

### ASSEMBLY TIPS:

1. Remove hardware from box and sort by size.
2. Please check to see that all hardware and parts are present prior to start of assembly.
3. Please follow attached instructions in the same sequence as numbered to assure fast & easy assembly.



### WARNING!

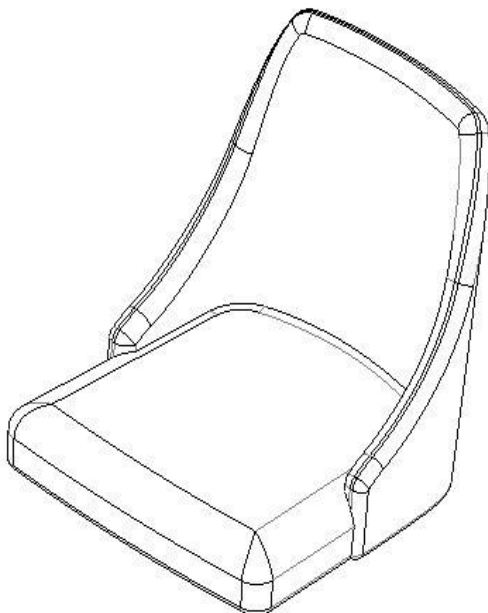
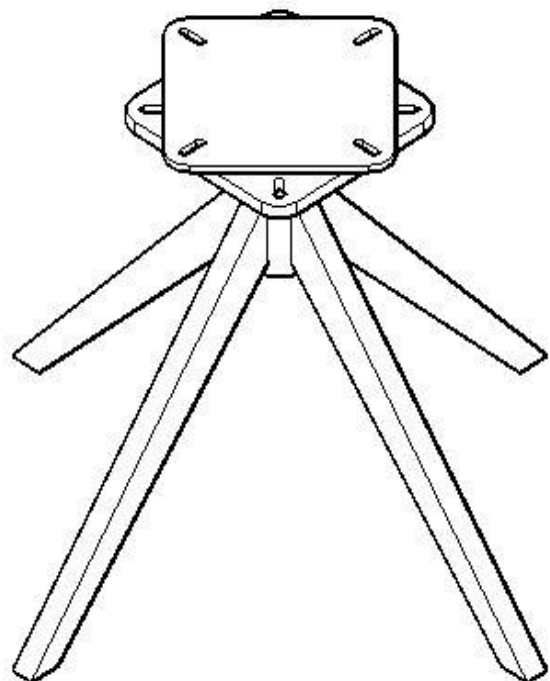
1. Don't attempt to repair or modify parts that are broken or defective. Please contact the store immediately.
2. This product is for home use only and not intended for commercial establishments.



ASSEMBLY TIME

5 MINUTES

## PARTS IDENTIFICATION

**A SEAT****1PC****B BASE****1PCS**

### NOTE:

Quantities shown are for one chair.

Phillips head screw driver is required in the assembly process; however, manufacturer does not provide this item.

ITEM:110712



## ASSEMBLY INSTRUCTIONS

### ASSEMBLY TIPS:

1. Remove hardware from box and sort by size.
2. Please check to see that all hardware and parts are present prior to start of assembly.
3. Please follow attached instructions in the same sequence as numbered to assure fast & easy assembly.



### WARNING!

1. Don't attempt to repair or modify parts that are broken or defective. Please contact the store immediately.
2. This product is for home use only and not intended for commercial establishments.

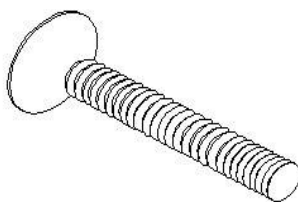


ASSEMBLY TIME

5 MINUTES

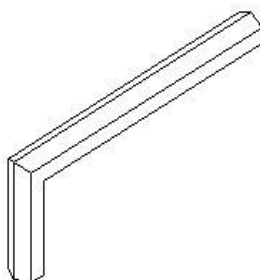
## HARDWARE IDENTIFICATION

- 1 ALLEN SCREW  
(M6\*16)**



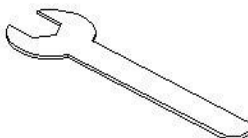
4PC

- 2 ALLEN KEY  
(4MM)**



1PC

- 3 OPEN-ENDED  
WRENCH  
(φ10)**



1PCS

### NOTE:

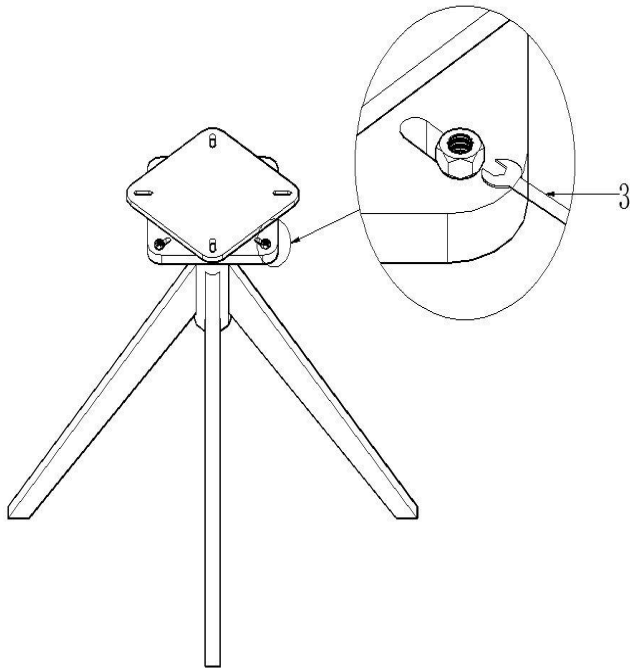
Quantities shown are for one chair.

Phillips head screw driver is required in the assembly process; however, manufacturer does not provide this item.

ITEM: **110712**

## ASSEMBLY INSTRUCTIONS

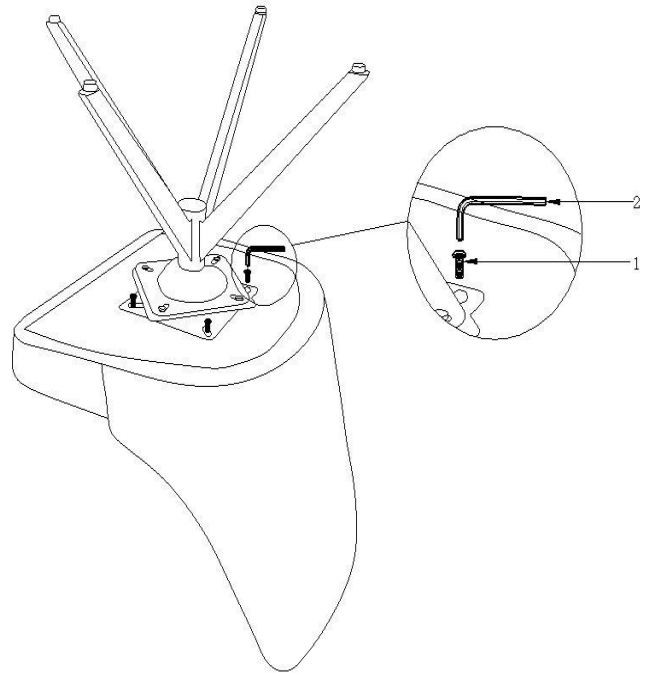
### STEP:1




Please check and make sure all the screws are tighten properly.

**COASTER**  
FINE FURNITURE

### STEP:2



## COMPLETE



360° swivel base



ITEM: **110712**



ASSEMBLY INSTRUCTIONS

