



*ASSEMBLY INSTRUCTIONS  
COASTER FINE FURNITURE*



*Fine Furniture for every stage of life*

**121291**  
**Dining Table**

# ITEM: 121291

## ASSEMBLY INSTRUCTIONS

### ASSEMBLY TIPS:

1. Remove hardware from box and sort by size.
2. Please check to see that all hardware and parts are present prior to start of assembly.
3. Please follow attached instructions in the same sequence as numbered to assure fast & easy assembly.



### WARNING!

1. Don't attempt to repair or modify parts that are broken or defective. Please contact the store immediately.
2. This product is for home use only and not intended for commercial establishments.

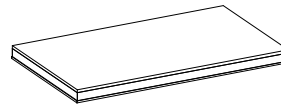


ASSEMBLY TIME

10 MINUTES

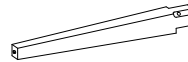
## PARTS IDENTIFICATION

A TOP



1PC

B LEG



4PCS

## HARDWARE IDENTIFICATION

1

**LONG BOLT**  
(Ø5/16" x 75mm - BLK)



8PCS

2

**LOCK WASHER**  
(Ø5/16" x 2mm - BLK)



8PCS

3

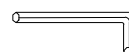
**FLAT WASHER**  
(Ø5/16" x 2mm - BLK)



8PCS

4

**ALLEN WRENCH**  
(4mm x 60mm - BLK)



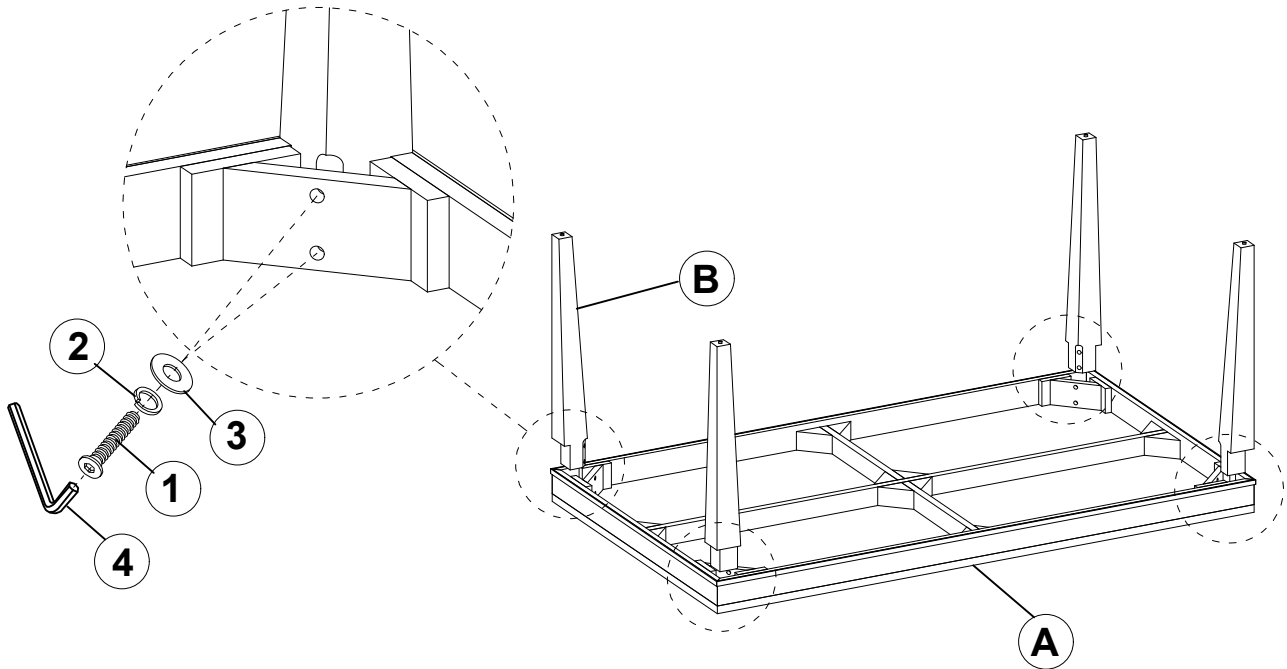
1PC

ITEM: **121291**





## ASSEMBLY INSTRUCTIONS

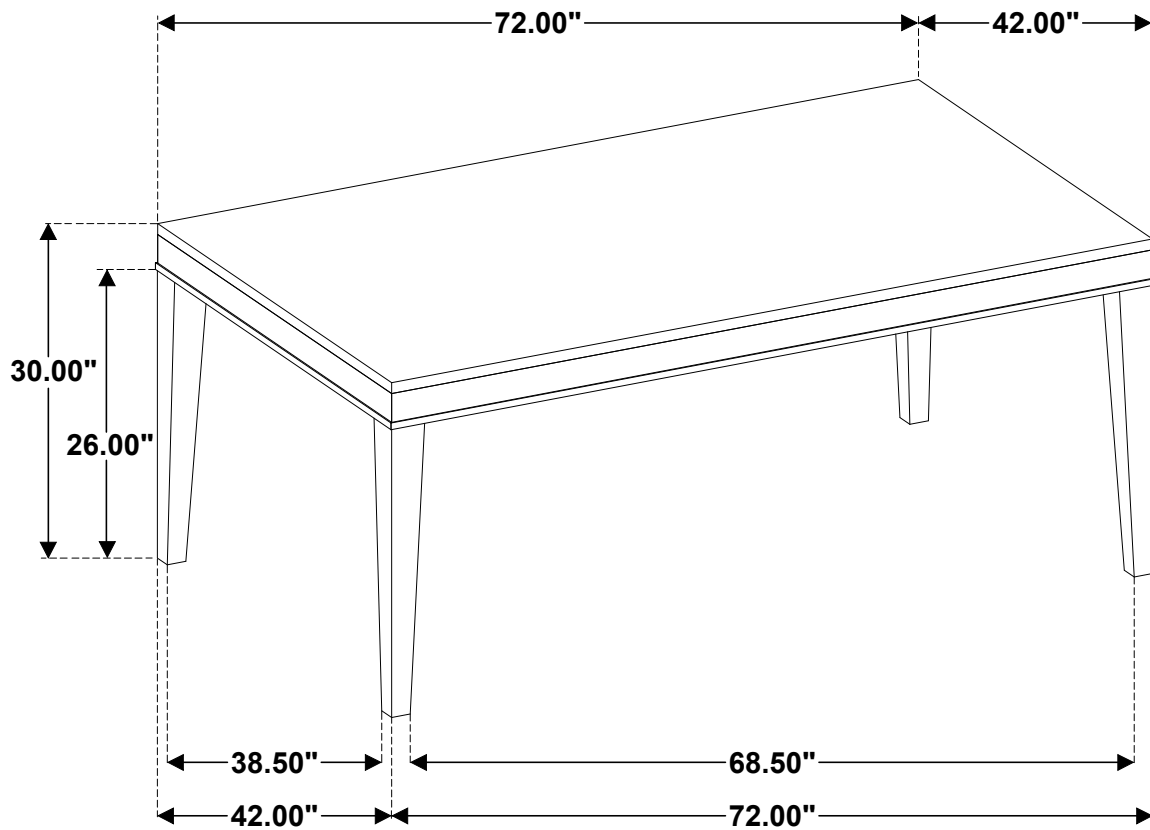
### STEP 1



### STEP 2 COMPLETE



ITEM: 121291



Note: Dimension tolerance  $\pm 5\%$



*ASSEMBLY INSTRUCTIONS*  
*COASTER FINE FURNITURE*



*Fine Furniture for every stage of life*

**121292GRY**  
**Side Chair**

# ITEM: 121292GRY



## ASSEMBLY INSTRUCTIONS

### ASSEMBLY TIPS:

1. Remove hardware from box and sort by size.
2. Please check to see that all hardware and parts are present prior to start of assembly.
3. Please follow attached instructions in the same sequence as numbered to assure fast & easy assembly.



### WARNING!

1. Don't attempt to repair or modify parts that are broken or defective. Please contact the store immediately.
2. This product is for home use only and not intended for commercial establishments.



ASSEMBLY TIME

15 MINUTES

## PARTS IDENTIFICATION

A	BACK FRAME		1PC
B	SEAT CUSHION WITH FRAME		1PC
C	LEFT FRONT LEG		1PC
D	RIGHT FRONT LEG		1PC
E	SIDE STRETCHER		2PCS

## HARDWARE IDENTIFICATION

1	LONG BOLT (Ø5/16" x 75mm - BLK)		8PCS
2	SHORT BOLT (Ø1/4" x 45mm - BLK)		1PC
3	LOCK WASHER (Ø5/16" x 2mm - BLK)		9PCS
4	FLAT WASHER (Ø5/16" x 2mm - BLK)		9PCS
5	ALLEN WRENCH (4mm x 60mm - BLK)		1PC
6	PAN HEAD SCREW (#8 x 45mm - BLK)		4PCS

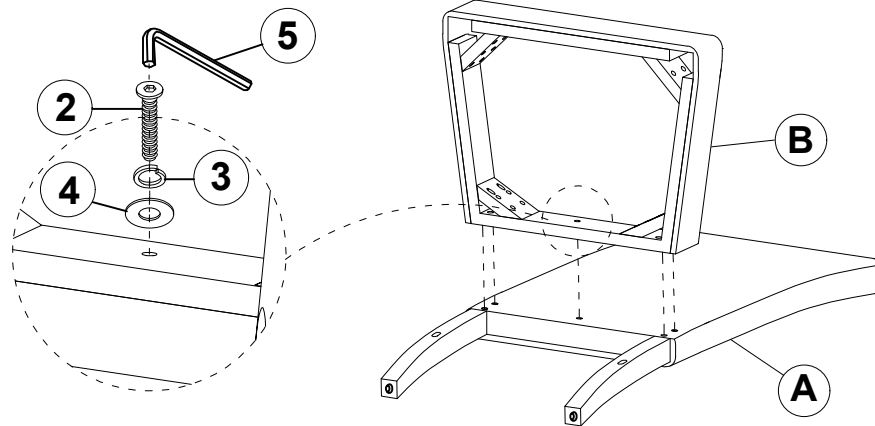
### NOTE:

Quantities shown are for one chair.

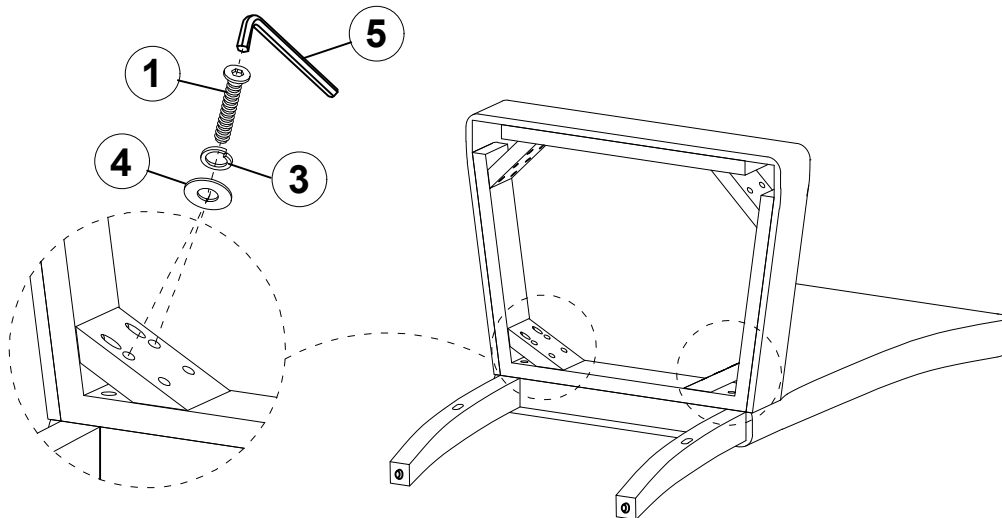
Phillips head screw driver is required in the assembly process; however, manufacturer does not provide this item.

ITEM: **121292GRY**  
**ASSEMBLY INSTRUCTIONS**

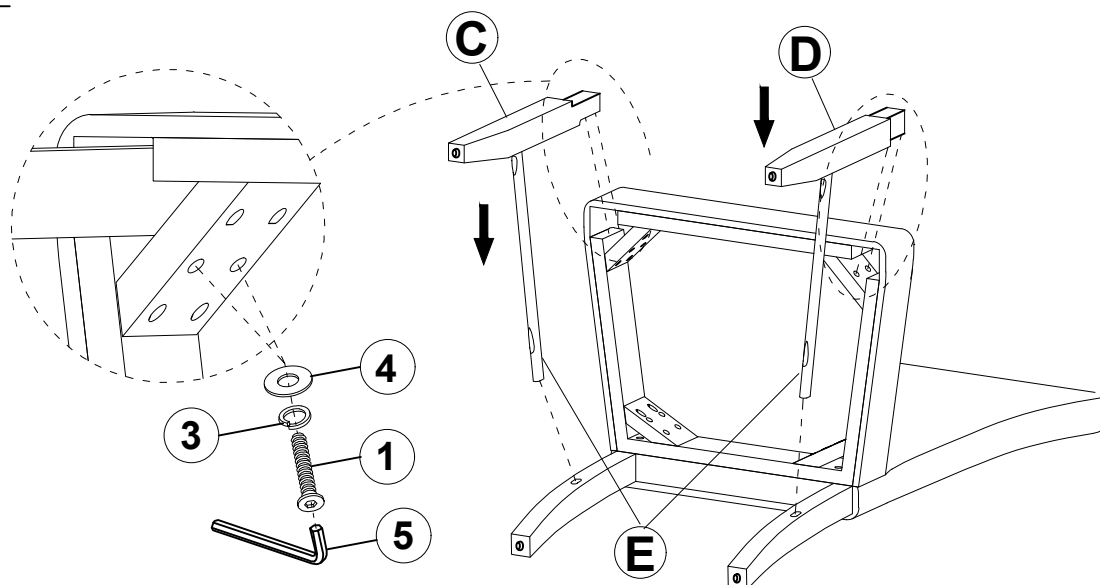
**STEP 1**



**STEP 2**



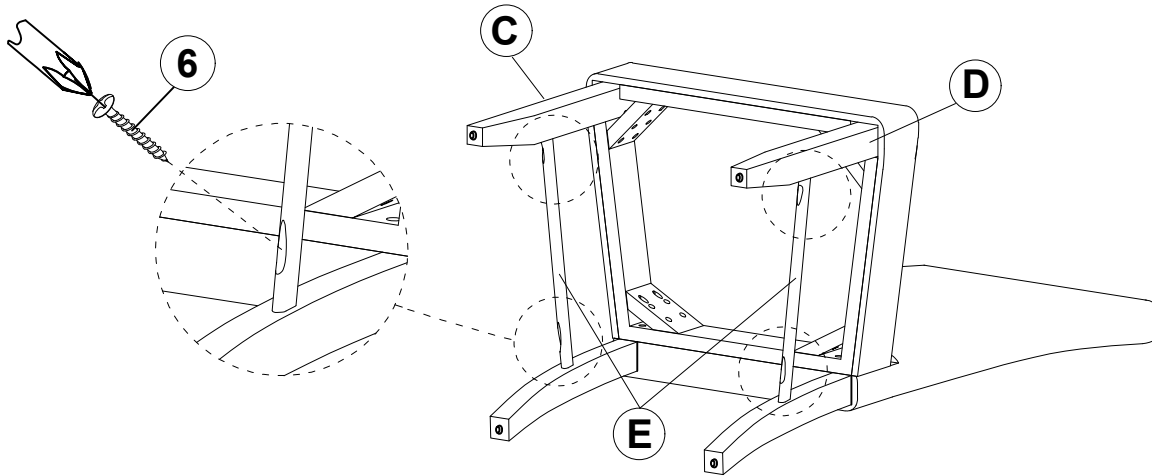
**STEP 3**





ITEM: **121292GRY**  
**ASSEMBLY INSTRUCTIONS**



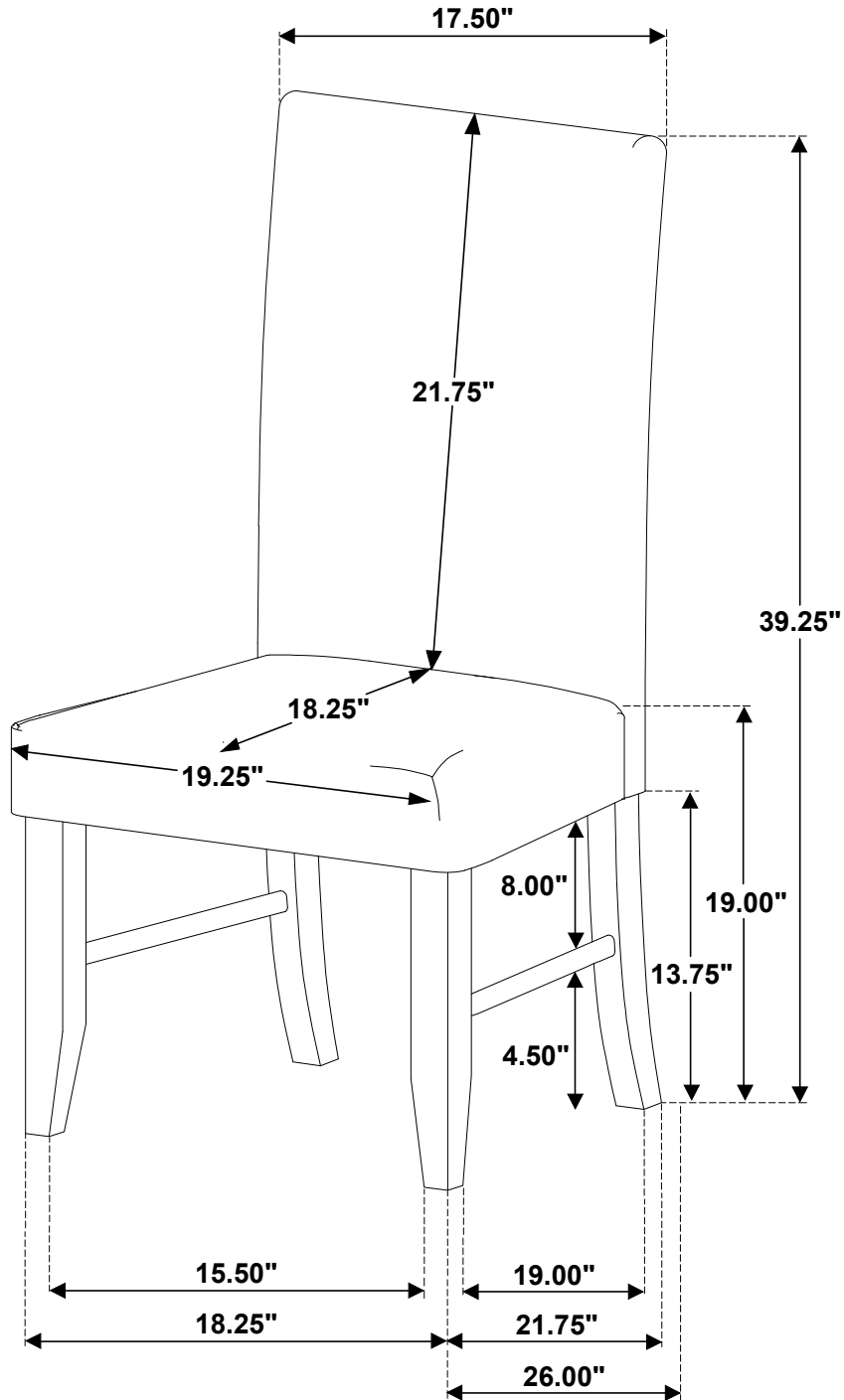
**STEP 4**



**STEP 5**  
**COMPLETE**



ITEM: 121292GRY



Note: Dimension tolerance  $\pm 5\%$