

*ASSEMBLY INSTRUCTIONS*  
*COASTER FINE FURNITURE*



*Fine Furniture for every stage of life*

***180200 (B1&B2)***  
***Dining Table***

# ITEM: 180200(B1&B2)



## ASSEMBLY INSTRUCTIONS

### ASSEMBLY TIPS:

1. Remove hardware from box and sort by size.
2. Please check to see that all hardware and parts are present prior to start of assembly.
3. Please follow attached instructions in the same sequence as numbered to assure fast & easy assembly.



### WARNING!

1. Don't attempt to repair or modify parts that are broken or defective. Please contact the store immediately.
2. This product is for home use only and not intended for commercial establishments.



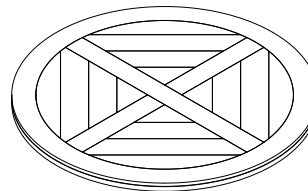
ASSEMBLY TIME

20 MINUTES

## PART IDENTIFICATION

### B1 (BOX 1)

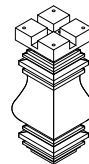
AN TOP



1PC

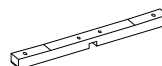
### B2 (BOX 2)

BN PEDESTAL COLUMN



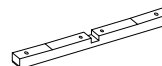
1PC

CN UPPER MOUNTING BAR



1PC

DN LOWER MOUNTING BAR



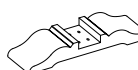
1PC

EN UPPER BASE



1PC

FN LOWER BASE



1PC

# ITEM: 180200(B1&B2)



## ASSEMBLY INSTRUCTIONS

### ASSEMBLY TIPS:

1. Remove hardware from box and sort by size.
2. Please check to see that all hardware and parts are present prior to start of assembly.
3. Please follow attached instructions in the same sequence as numbered to assure fast & easy assembly.


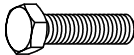









### WARNING!

1. Don't attempt to repair or modify parts that are broken or defective. Please contact the store immediately.
2. This product is for home use only and not intended for commercial establishments.

## HARDWARE IDENTIFICATION

### Z-B1 (BOX 1) - HARDWARE PACK IS LOCATED IN 180200 (B1)

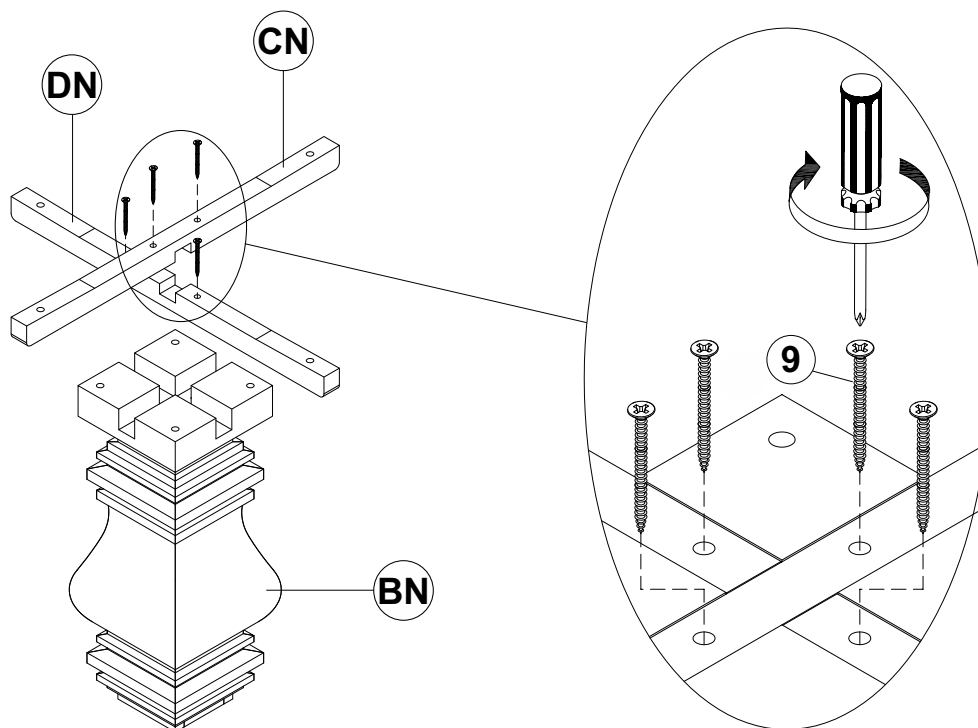
|   |   |  |              |
|---|---|--|--------------|
| 1 | <b>LONG BOLT</b><br>(5/16" x 75mm - BLK)      |     | <b>4PCS</b>  |
| 2 | <b>SHORT BOLT</b><br>(5/16" x 55mm - BLK)     |     | <b>4PCS</b>  |
| 3 | <b>LOCK WASHER</b><br>(1.6 x 14mm - BLK)      |    | <b>12PCS</b> |
| 4 | <b>SMALL FLAT WASHER</b><br>(1 x 18mm - BLK)  |   | <b>8PCS</b>  |
| 5 | <b>BIG FLAT WASHER</b><br>(2 x 25mm - BLK)    |   | <b>4PCS</b>  |
| 6 | <b>THREADED BOLT</b><br>(5/16" x 125mm - WHT) |  | <b>4PCS</b>  |
| 7 | <b>HEX NUT</b><br>(5/16" x 12 - BLK)          |   | <b>4PCS</b>  |
| 8 | <b>WRENCH</b><br>(M12 - WHT)                  |   | <b>1PC</b>   |
| 9 | <b>FLAT HEAD SCREW</b><br>(8 x 50mm - BLK)    |   | <b>4PCS</b>  |

### NOTE :

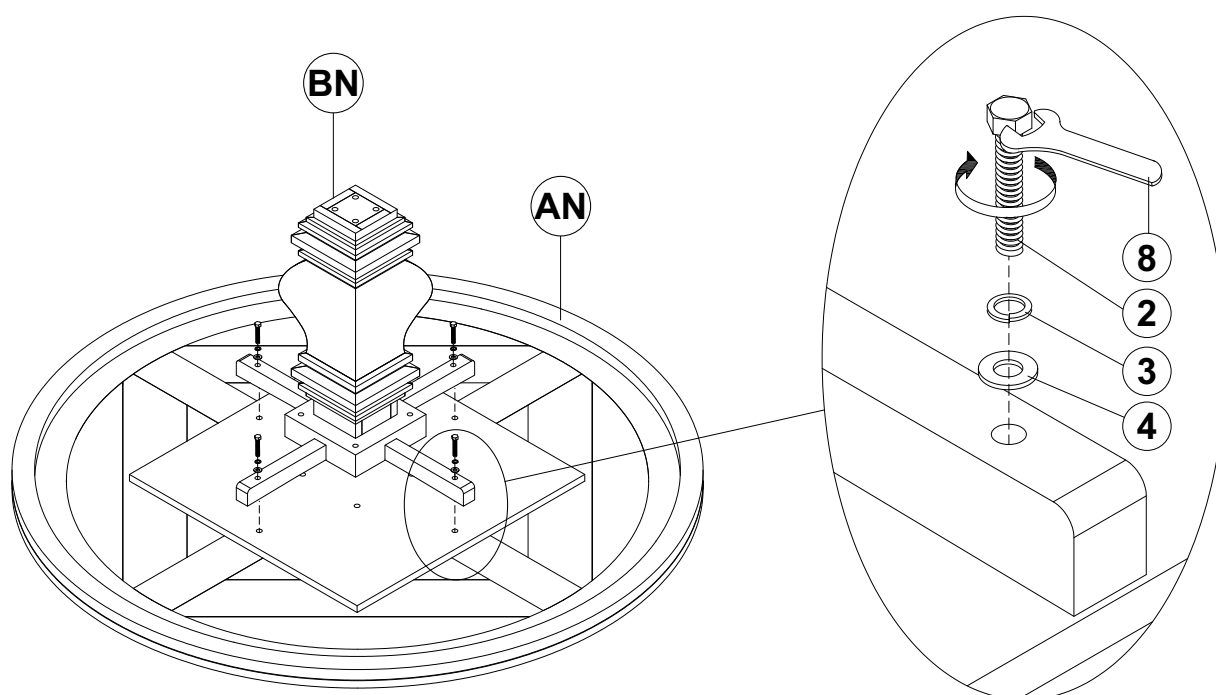
Philips head screw driver is required in the assembly process; however, manufacturer does not

# ITEM: 180200(B1&B2)

## ASSEMBLY INSTRUCTIONS



## **STEP 2**

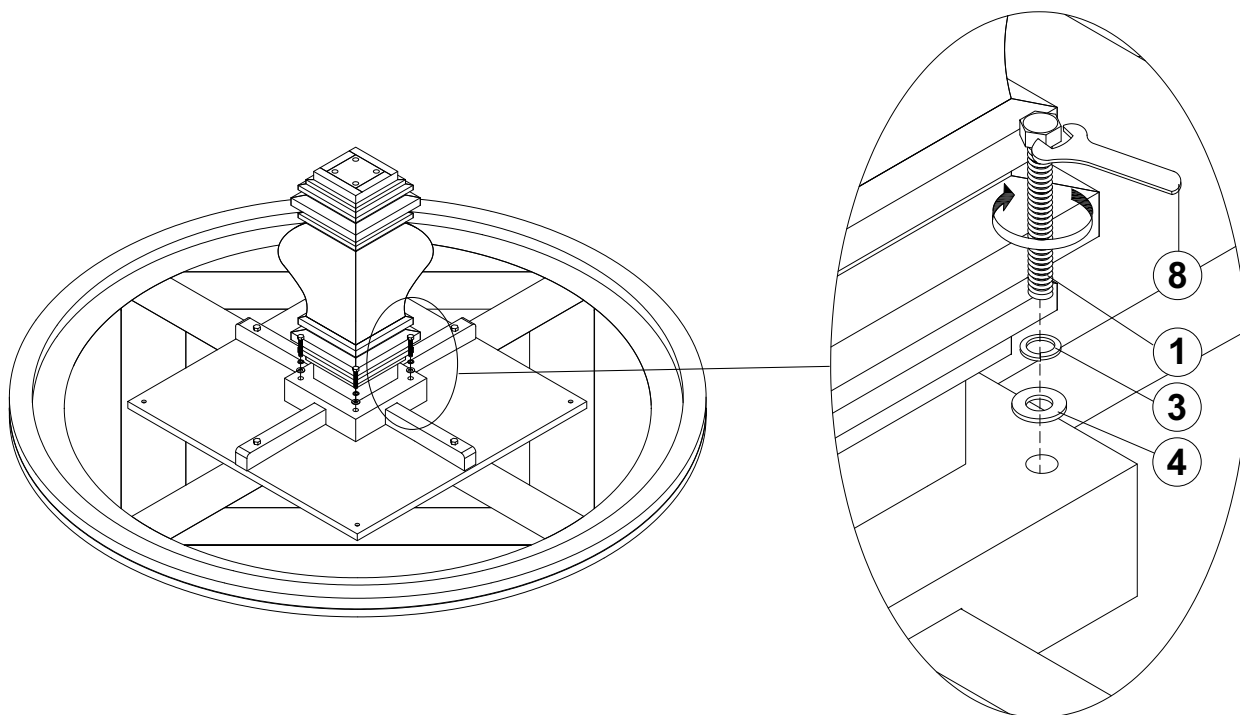


# ITEM: 180200(B1&B2)

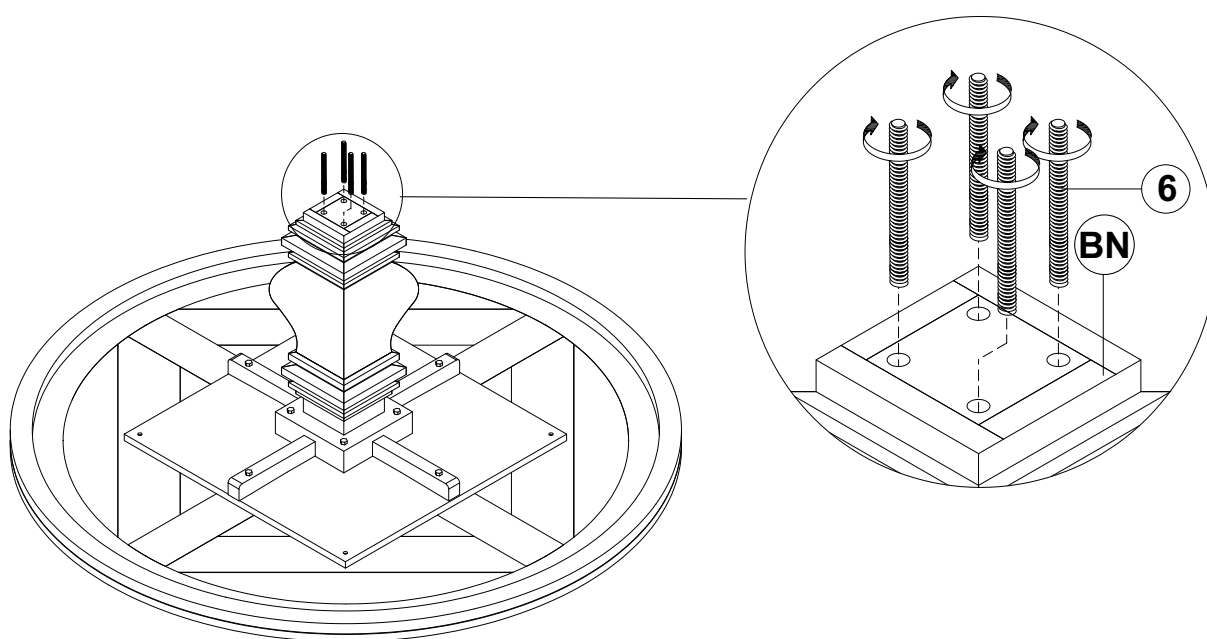
## ASSEMBLY INSTRUCTIONS



### STEP 3



### STEP 4

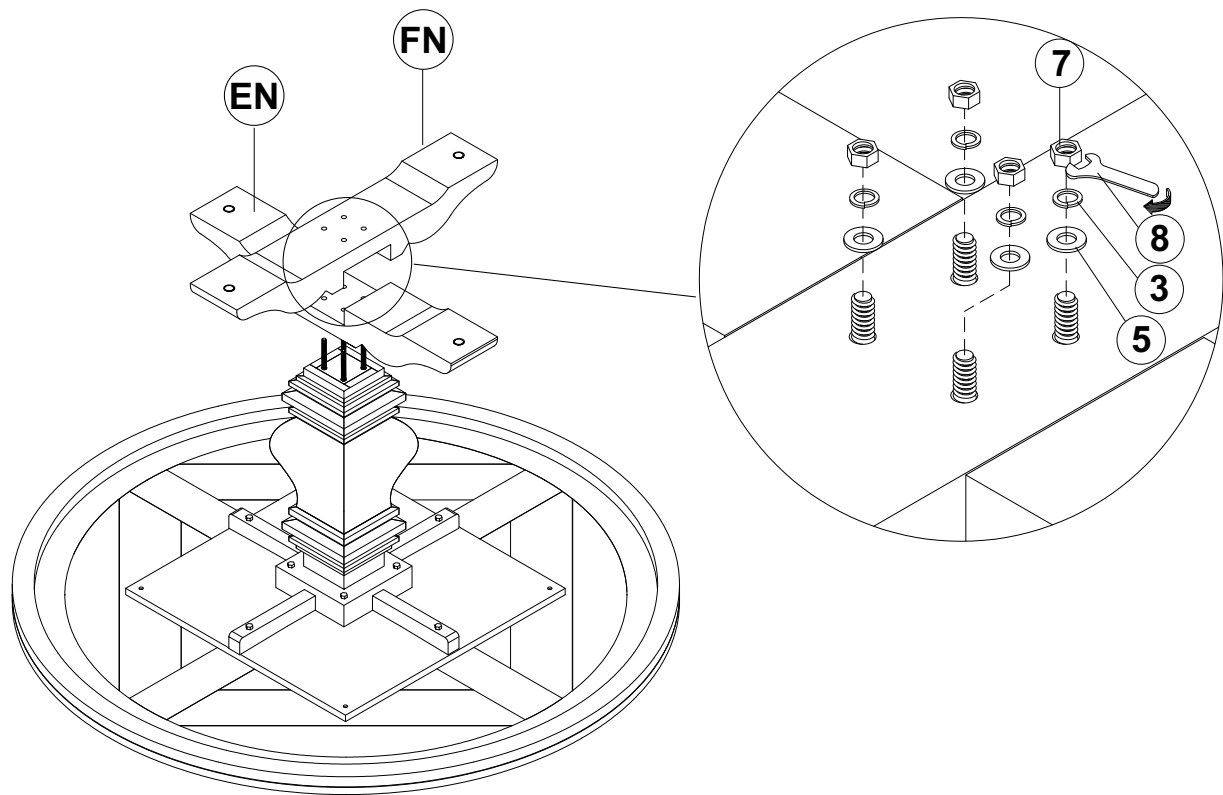


# ITEM: 180200(B1&B2)

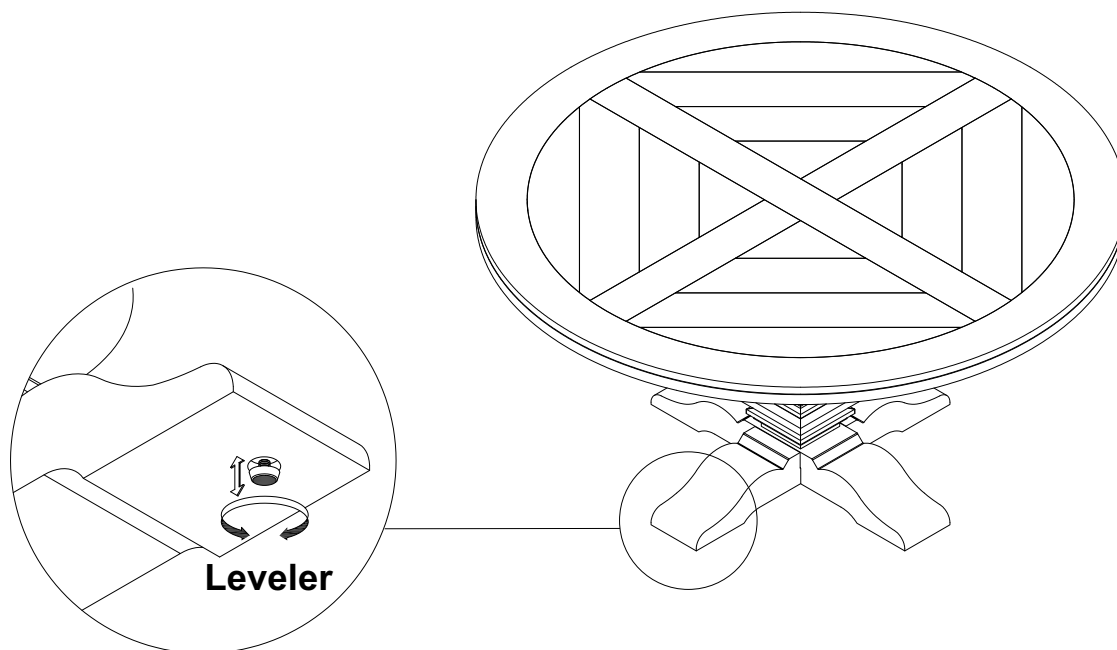
## ASSEMBLY INSTRUCTIONS



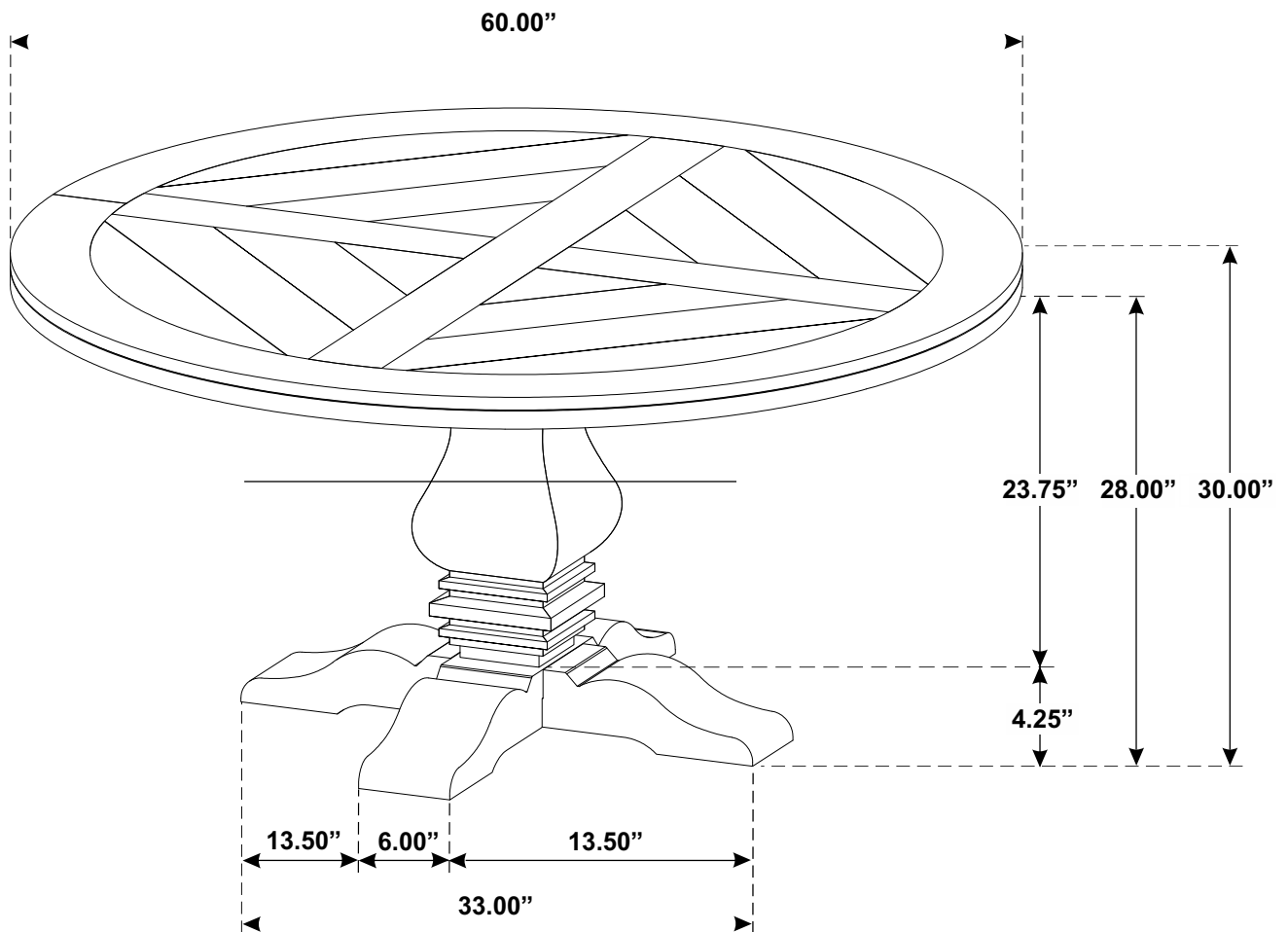
### STEP 5



### STEP 6 COMPLETE



ITEM: **180200(B1&B2)**



**Note: Dimension tolerance  $\pm 5\%$**



## ASSEMBLY INSTRUCTIONS COASTER FINE FURNITURE



Fine Furniture for every stage of life

190152

SIDE CHAIR

REVISION 0: 05/21/2019  
REVISION 1: 03/29/2019  
REVISION 2: 07/28/2022  
REVISION 3: 12/25/2024  
REVISION 4: 02/06/2025

PAGE 1 OF 4

COASTERFURNITURE.COM



# ITEM:190152



## ASSEMBLY INSTRUCTIONS


### ASSEMBLY TIPS:

1. Remove hardware from box and sort by size.
2. Please check to see that all hardware and parts are present prior to start of assembly.
3. Please follow attached instructions in the same sequence as numbered to assure fast & easy assembly.



### WARNING!

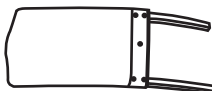

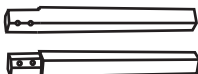
1. Don't attempt to repair or modify parts that are broken or defective. Please contact the store immediately.
2. This product is for home use only and not intended for commercial establishments.









ASSEMBLY TIME

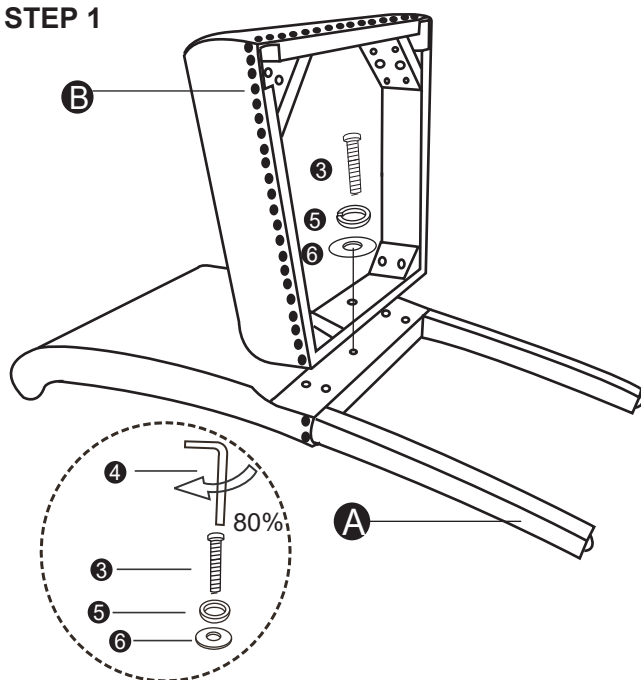
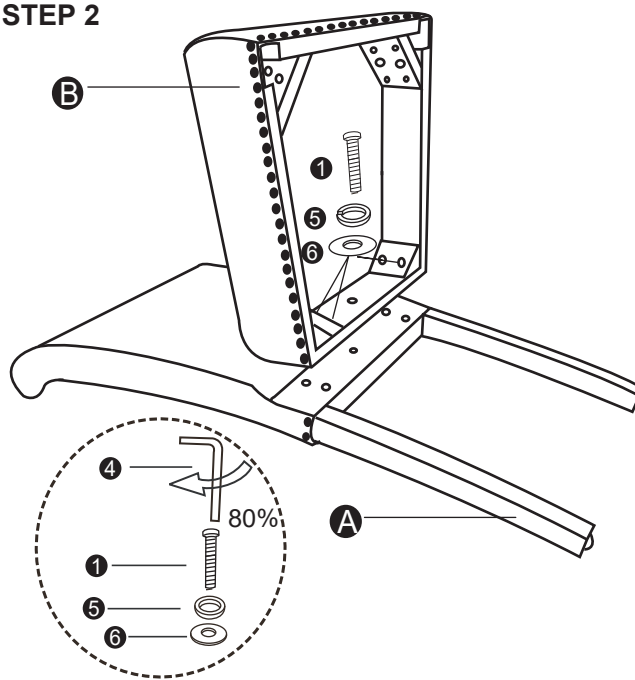
10 MINUTES

## PARTS IDENTIFICATION

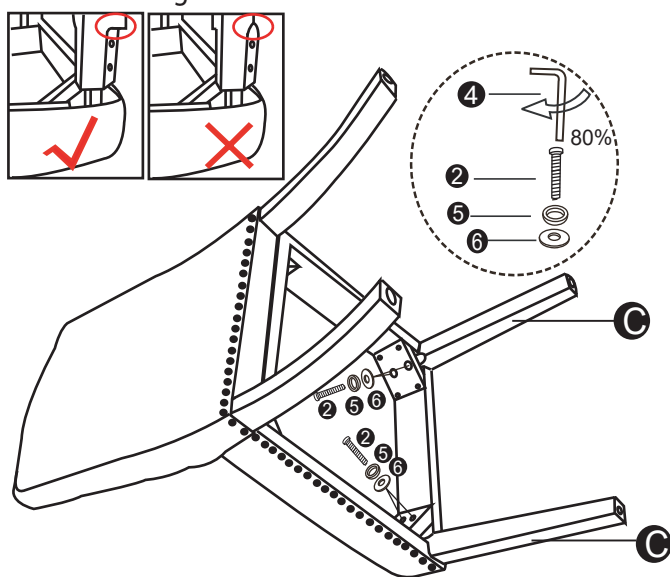

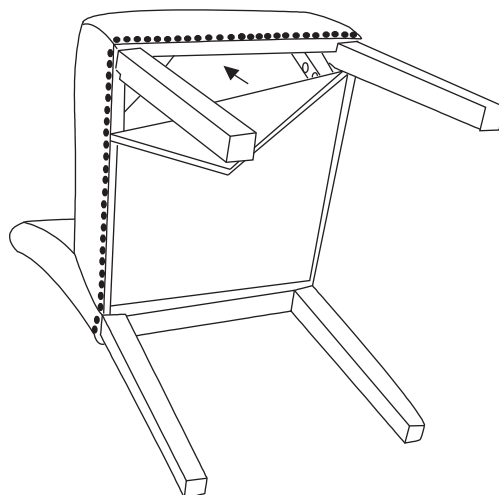

- A**  **BACK FRAME 1PC**
- B**  **SEAT CUSHION 1PC**
- C**  **FRONT LEG 2PCS**

## HARDWARE IDENTIFICATION

- 1**  **LARGE BOLT (M8×75mm) 4PCS**
- 2**  **SMALL BOLT (M8×65mm) 4PCS**
- 3**  **SMALL BOLT (M8×55mm) 1PC**
- 4**  **ALLEN KEY (M8) 1PC**
- 5**  **LOCK WASHER (Φ8) 9PCS**
- 6**  **FLAT WASHER (Φ8) 9PCS**

**STEP 1****STEP 2****STEP 3**

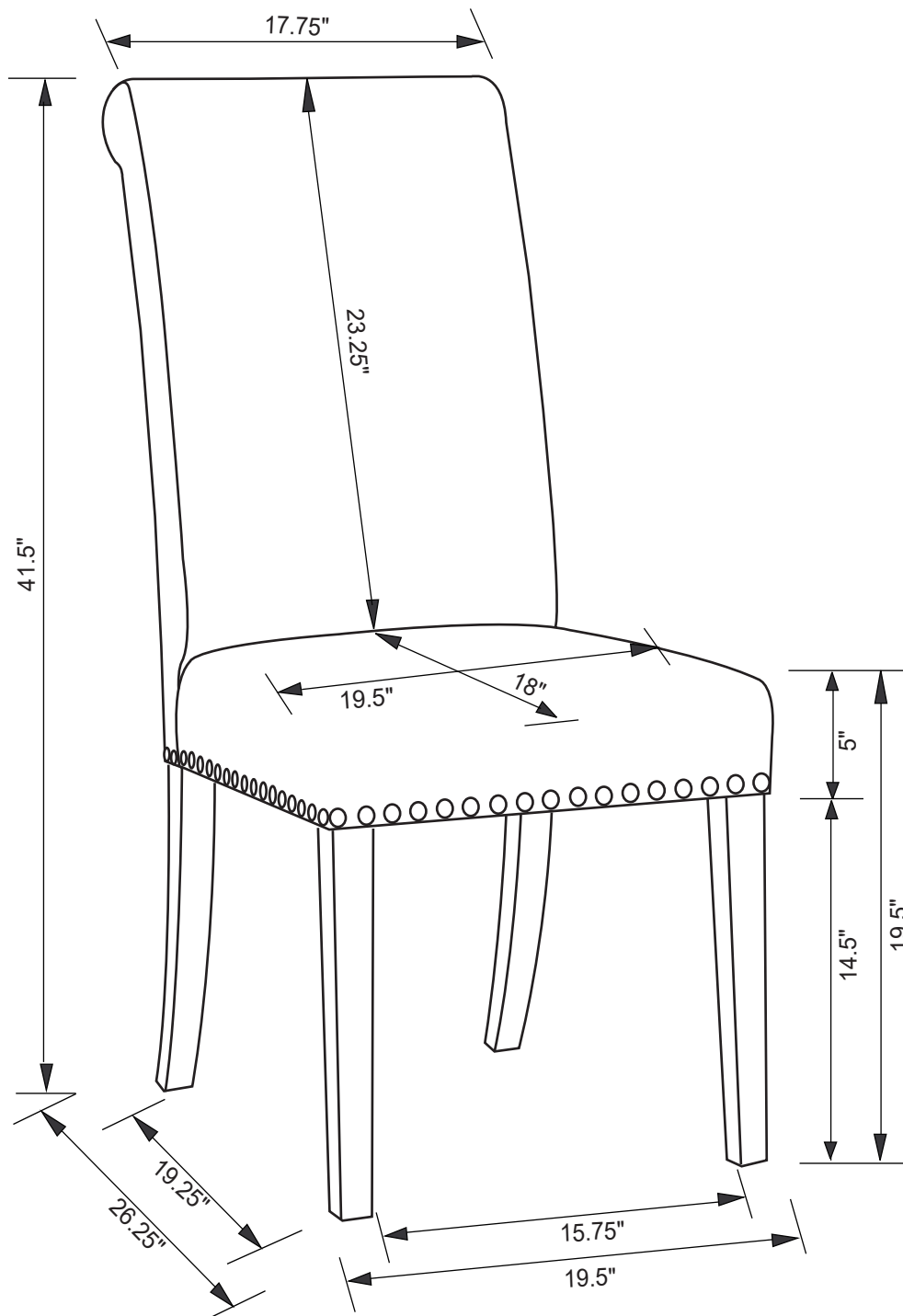
Front legs

**STEP 4****STEP 5****STEP 6**

ITEM: **190152**



## ASSEMBLY INSTRUCTIONS



**Note :** Dimension tolerance  $\pm 5\%$