



ASSEMBLY INSTRUCTIONS

COASTER FINE FURNITURE



Fine Furniture for every stage of life

108082
Dining Chair

REVISION 0: 12/01/2017
REVISION 1: 01/08/2018
REVISION 2: 03/11/2020

PAGE 1 OF 5

COASTERFURNITURE.COM

ITEM: **108082**



ASSEMBLY INSTRUCTIONS

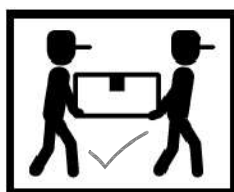
ASSEMBLY TIPS :

1. Remove hardware from box and sort by size.
2. Please check to see that all hardware and parts are present prior to start of assembly.
3. Please follow attached instructions in the same sequence as numbered to assure fast & easy assembly.



WARNING !



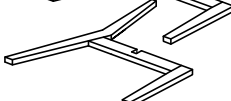


1. Don't attempt to repair or modify parts that are broken or defective. Please contact the store immediately.
2. This product is for home use only and not intended for commercial establishments.





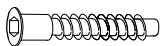





ASSEMBLY TIME

10 MINUTES

PARTS IDENTIFICATION

| | | | |
|---|-----------------|--|-----|
| A | BACKREST |  | 1PC |
| B | UPPER LEG FRAME |  | 1PC |
| C | LOWER LEG FRAME |  | 1PC |
| D | SEAT CUSHION |  | 1PC |
| E | WOOD CLEAT |  | 1PC |

HARDWARE IDENTIFICATION

| | | | |
|---|------------------------------------|--|------|
| 1 | ALLEN WRENCH (M4 x 110mm - BLK) |  | 1PC |
| 2 | LONG BOLT (M6 x 60mm - RBW) |  | 4PCS |
| 3 | HEX BOLT (M7 x 50mm - ZB) |  | 1PC |
| 4 | MEDIUM BOLT (M6 x 35mm - RBW) |  | 4PCS |
| 5 | SHORT BOLT (M6 x 25mm - RBW) |  | 4PCS |
| 6 | LOCK WASHER (1/4" - BLK) |  | 8PCS |
| 7 | FLAT WASHER (M6 x 13mm - RBW) |  | 4PCS |
| 8 | WOOD PLUG (Ø14.5 x 9mm) |  | 4PCS |

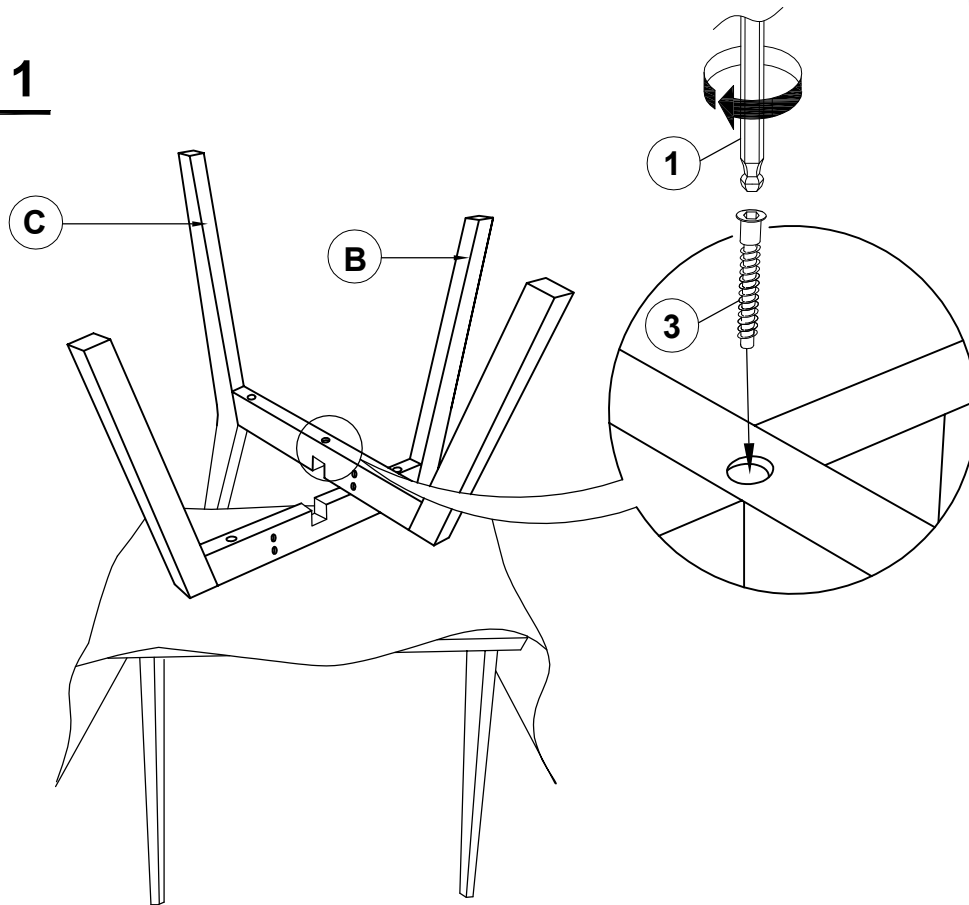
NOTE :

Quantities shown are for one chair.

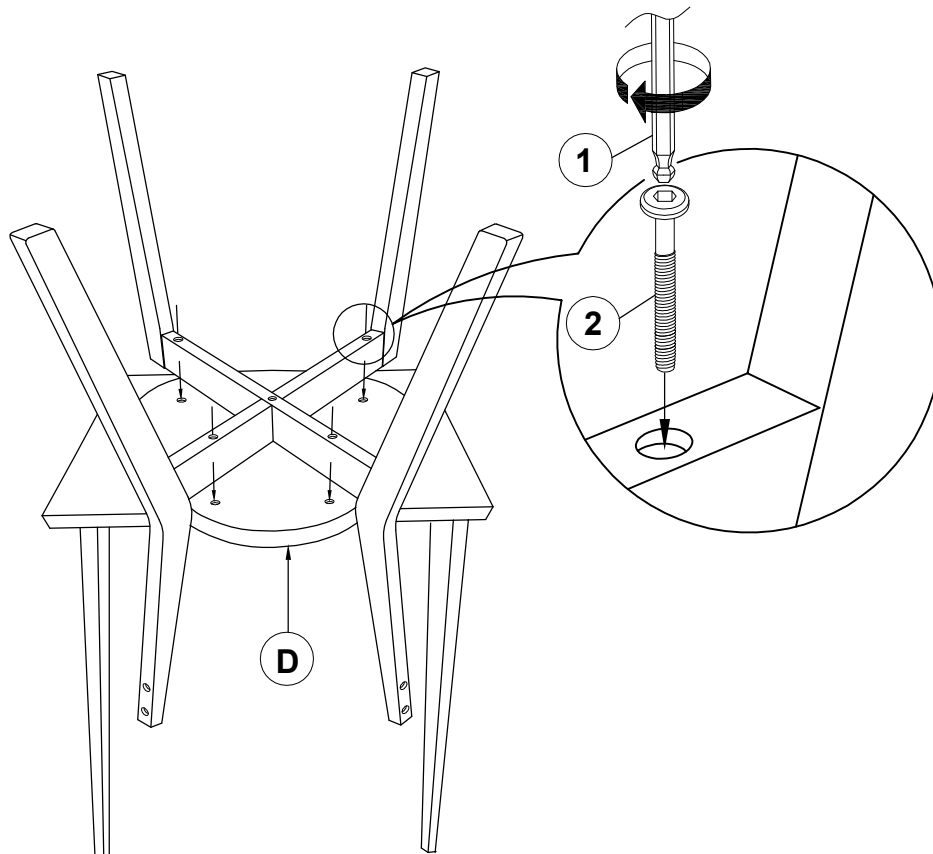
ITEM: **108082**
ASSEMBLY INSTRUCTIONS



STEP 1



STEP 2

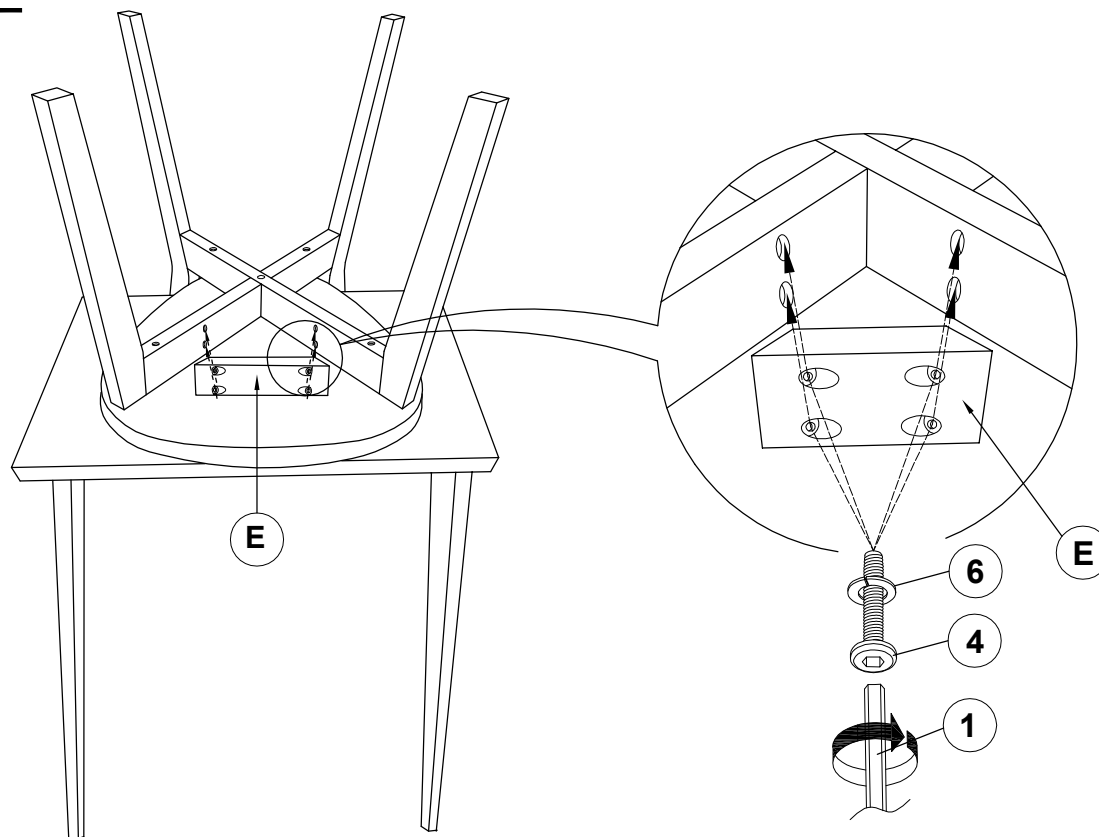


ITEM: **108082**

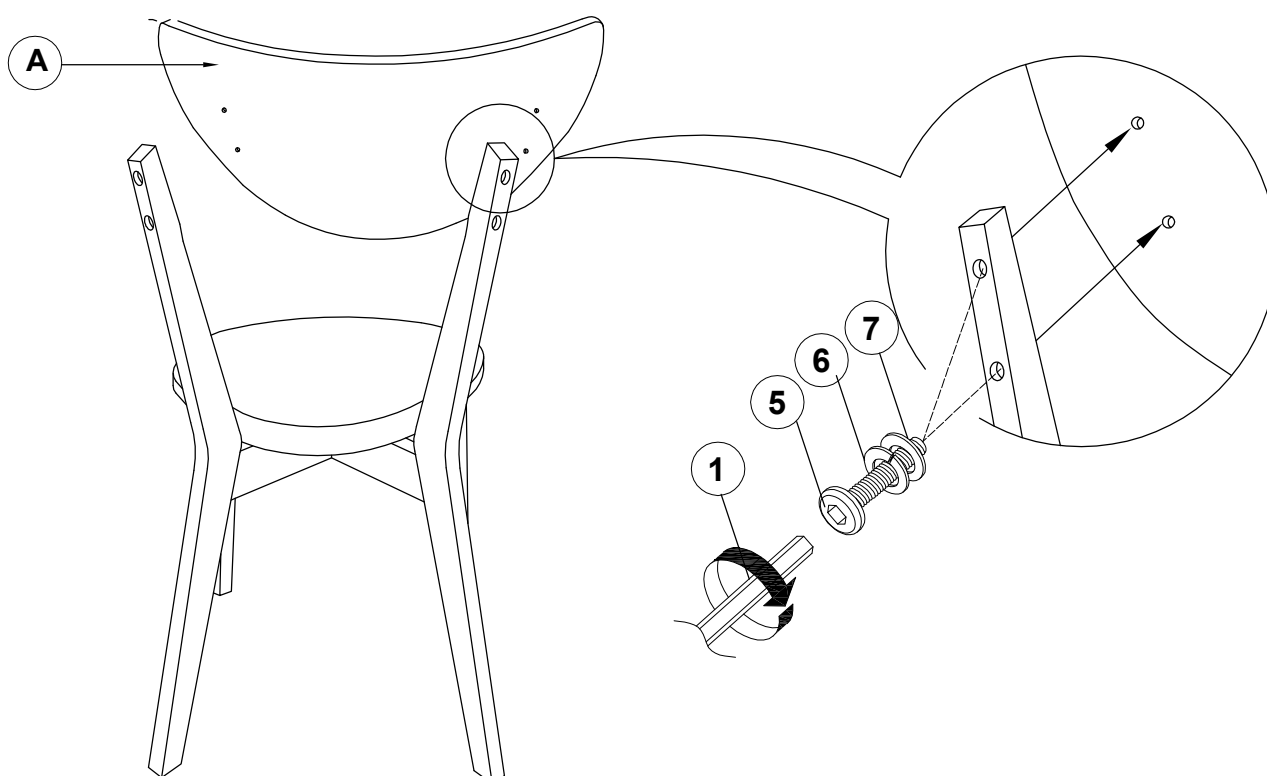
ASSEMBLY INSTRUCTIONS



STEP 3



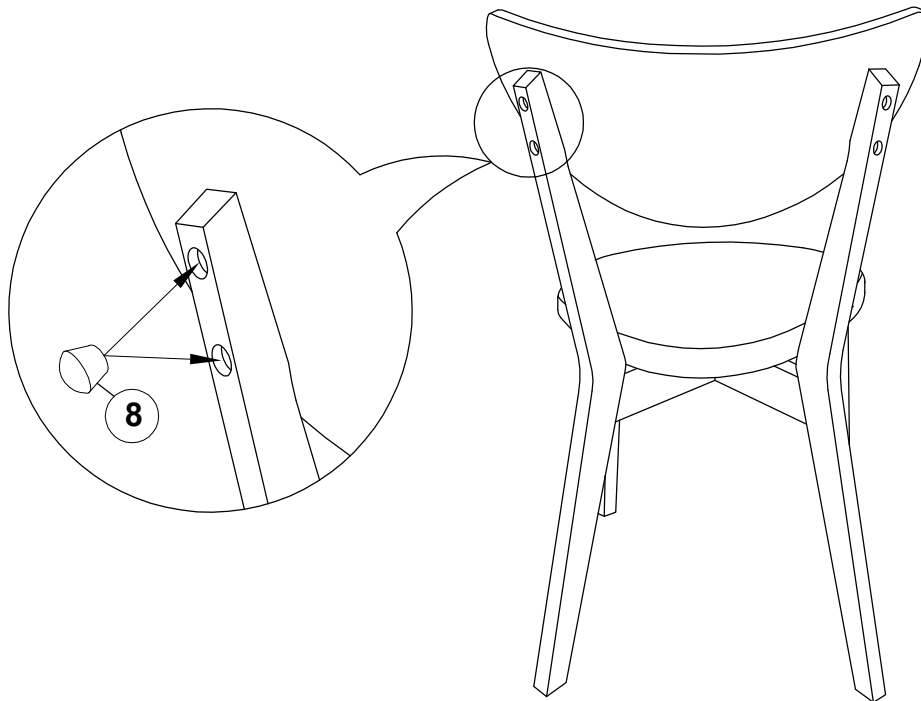
STEP 4




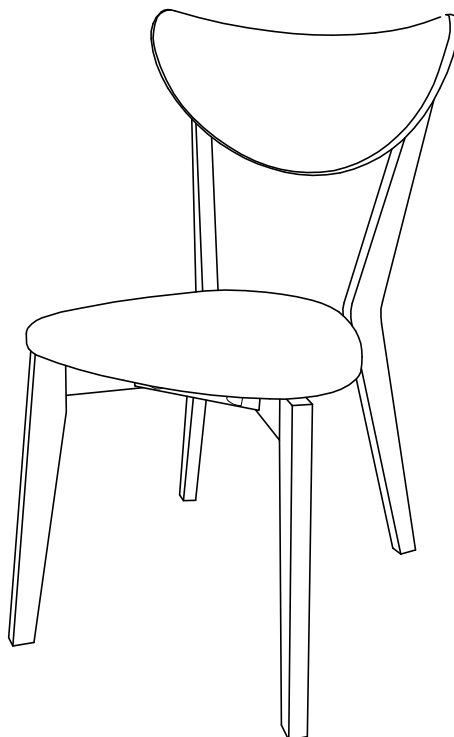
ITEM: **108082**
ASSEMBLY INSTRUCTIONS



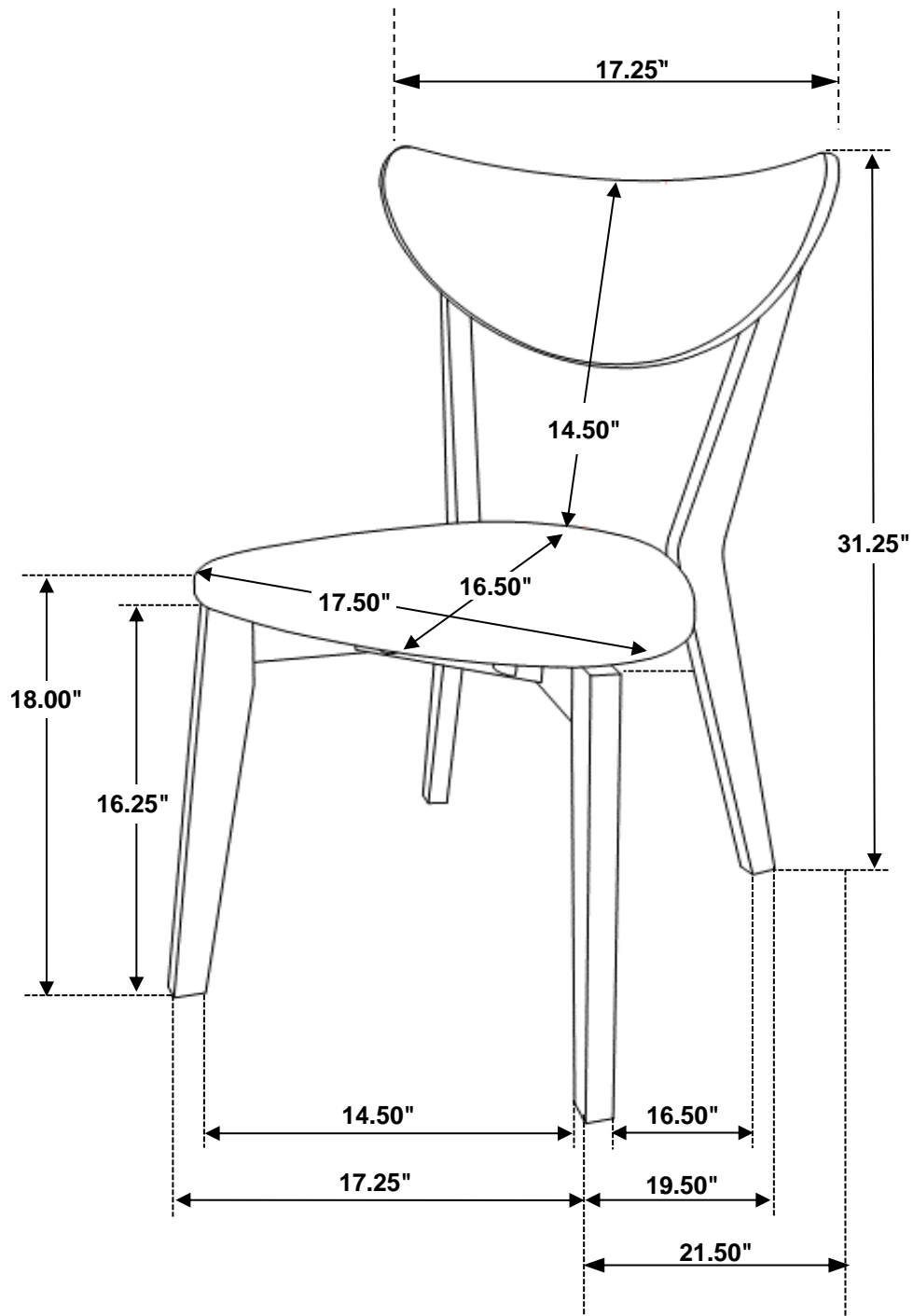
STEP 5



STEP 6
COMPLETE



ITEM: **108082**



Note: Dimension tolerance $\pm 5\%$



ASSEMBLY INSTRUCTIONS

COASTER FINE FURNITURE



Fine Furniture for every stage of life

108083
Bench

ITEM: **108083**



ASSEMBLY INSTRUCTIONS

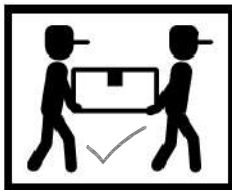
ASSEMBLY TIPS :

1. Remove hardware from box and sort by size.
2. Please check to see that all hardware and parts are present prior to start of assembly.
3. Please follow attached instructions in the same sequence as numbered to assure fast & easy assembly.



WARNING !

1. Don't attempt to repair or modify parts that are broken or defective. Please contact the store immediately.
2. This product is for home use only and not intended for commercial establishments.

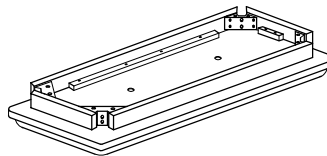


ASSEMBLY TIME

8 MINUTES

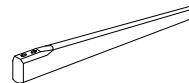
PARTS IDENTIFICATION

A **BENCH SEAT**



1PC

B **LEG**



4PCS

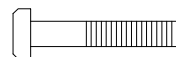
HARDWARE IDENTIFICATION

1 **ALLEN WRENCH**
(M4 x 63MM - BLK)



1PC

2 **BOLT**
(M6 x 60MM - RBW)



8PCS

3 **LOCK WASHER**
(1/4" - BLK)



8PCS

4 **FLAT WASHER**
(1/4" - RBW)



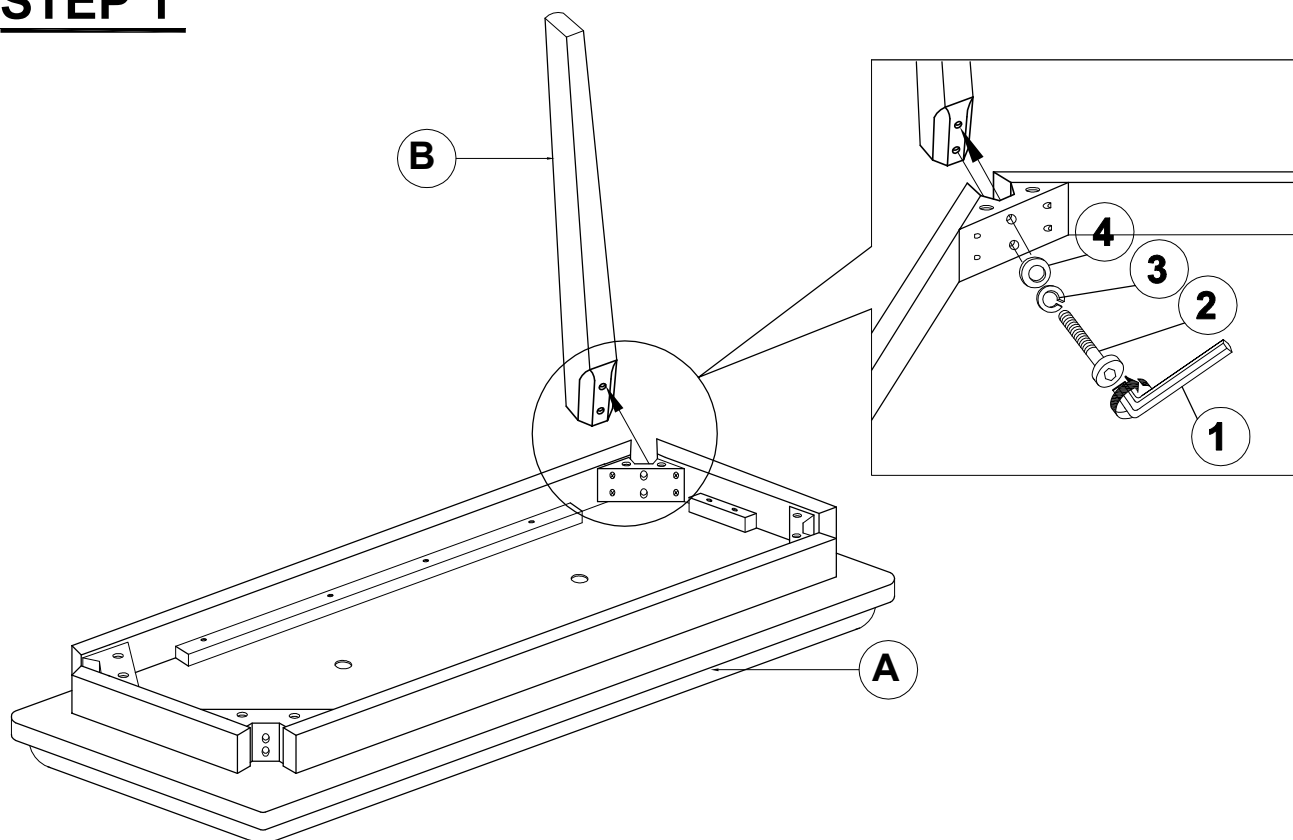
8PCS

ITEM: **108083**

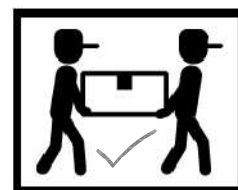

ASSEMBLY INSTRUCTIONS



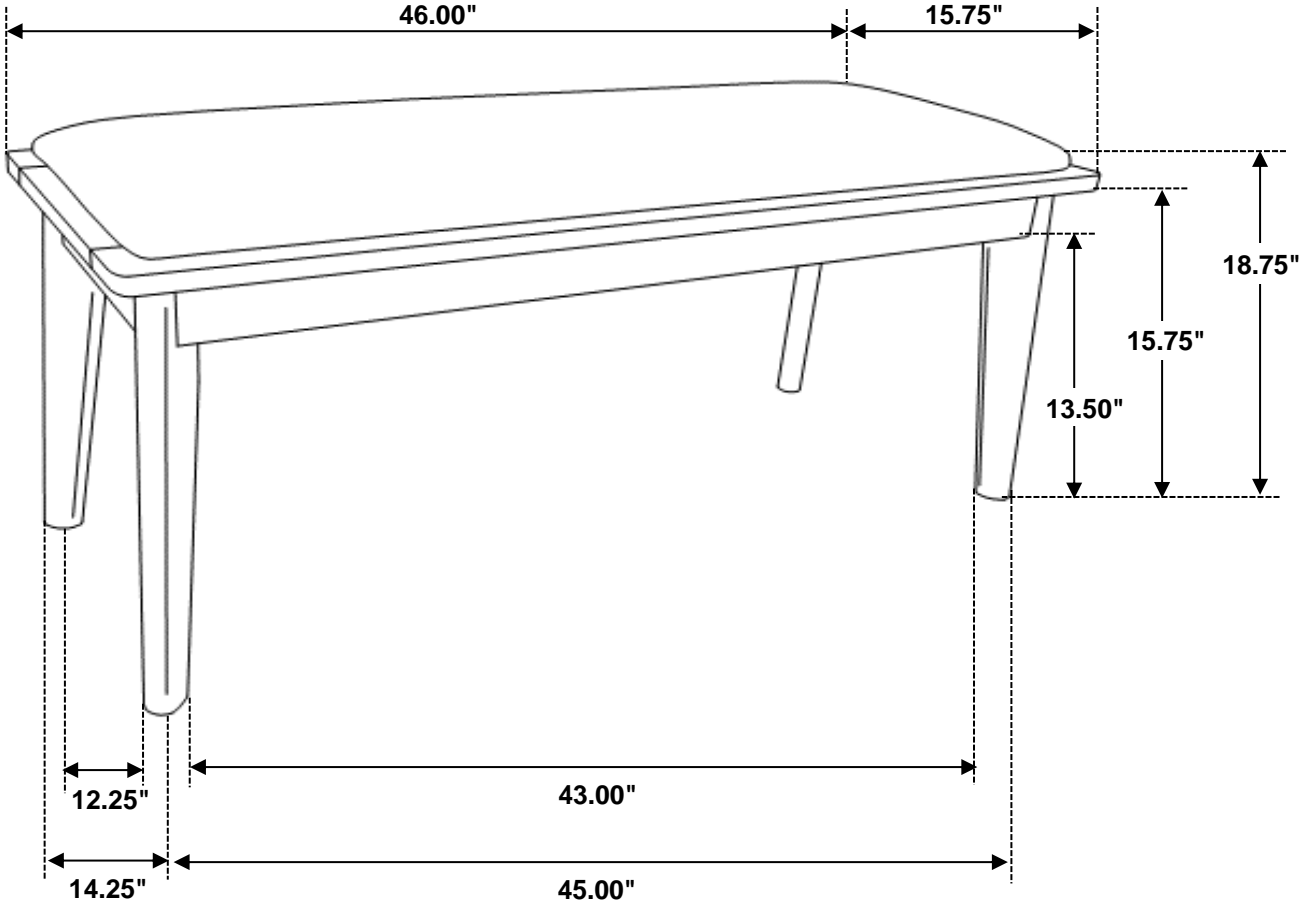
STEP 1



STEP 2 COMPLETE



ITEM: **108083**



Note: Dimension tolerance $\pm 5\%$

ASSEMBLY INSTRUCTIONS
COASTER FINE FURNITURE



Fine Furniture for every stage of life

192761
Dining Table

ASSEMBLY INSTRUCTIONS

ASSEMBLY TIPS:

- 1. Remove hardware from box and sort by size.
- 2. Please check to see that all hardware and parts are present prior to start of assembly.
- 3. Please follow attached instructions in the same sequence as numbered to assure fast & easy assembly.



WARNING!

- 1. Don't attempt to repair or modify parts that are broken or defective. Please contact the store immediately.
- 2. This product is for home use only and not intended for commercial establishments.



ASSEMBLY TIME

15 MINUTES

PARTS IDENTIFICATION

| | | | |
|---|-----|--|------|
| A | TOP | | 1PC |
| B | LEG | | 4PCS |

HARDWARE IDENTIFICATION

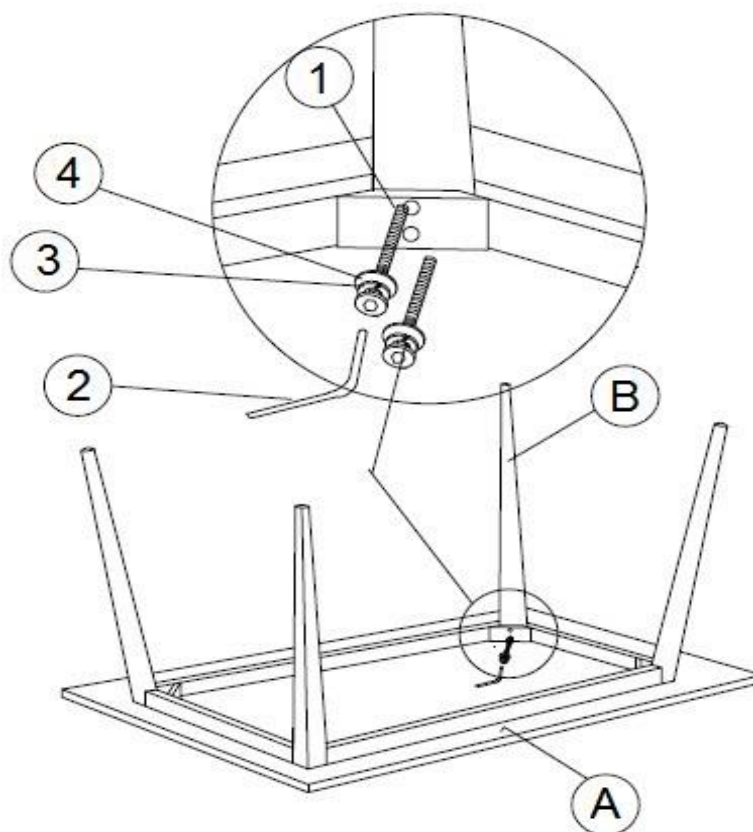
| | | | |
|---|-----------------------------------|--|------|
| 1 | BOLT (M8 X 80mm - BLK) | | 8PCS |
| 2 | ALLEN WRENCH (M5 - BLK) | | 1PC |
| 3 | LOCK WASHER (M8 - BLK) | | 8PCS |
| 4 | FLAT WASHER (M8 - BLK) | | 8PCS |

ITEM: **192761**



ASSEMBLY INSTRUCTIONS

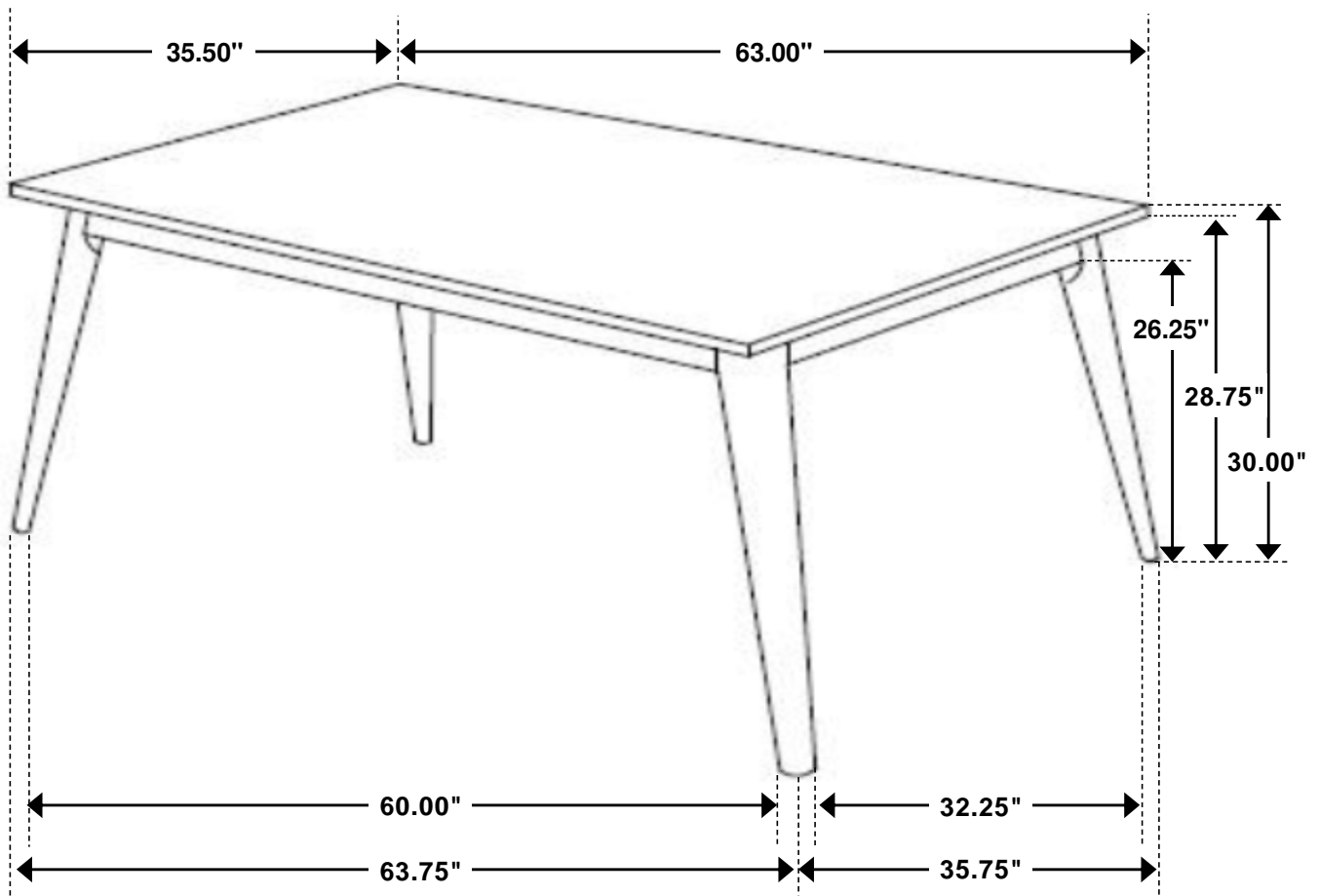
STEP 1



STEP 2 COMPLETE



ITEM: **192761**



Note : Dimension tolerance $\pm 5\%$