



ASSEMBLY INSTRUCTIONS COASTER FINE FURNITURE



Fine Furniture for every stage of life

192928 **Counter Height Dining Table**

ITEM:192928



ASSEMBLY INSTRUCTIONS

ASSEMBLY TIPS:

- 1. Remove hardware from box and sort by size.
- 2. Please check to see that all hardware and parts are present prior to start of assembly.
- 3. Please follow attached instructions in the same sequence as numbered to assure fast & easy assembly.



WARNING!

- 1. Don't attempt to repair or modify parts that are broken or defective. Please contact the store immediately.
- 2. This product is for home use only and not intended for commercial establishments.

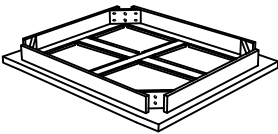


ASSEMBLY TIME

10 MINUTES

PARTS IDENTIFICATION

A TOP



1PC

B LEG



4PCS

HARDWARE IDENTIFICATION

1 BOLT
(M8 x 70mm - BLK)



8PCS

2 LOCK WASHER
(M8 - BLK)



8PCS

3 FLAT WASHER
(M8 - BLK)



8PCS

4 ALLEN WRENCH
(M5 x 65mm - BLK)

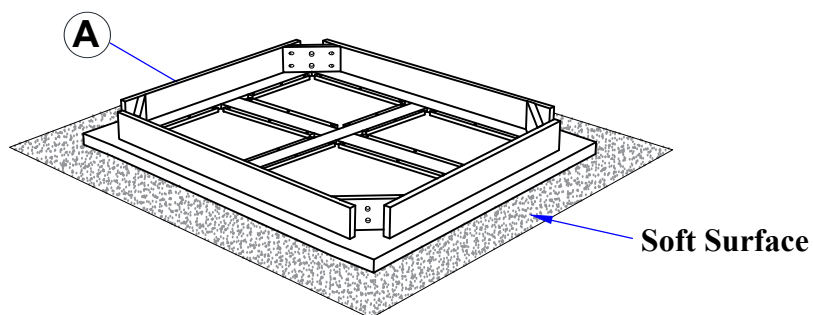


1PC

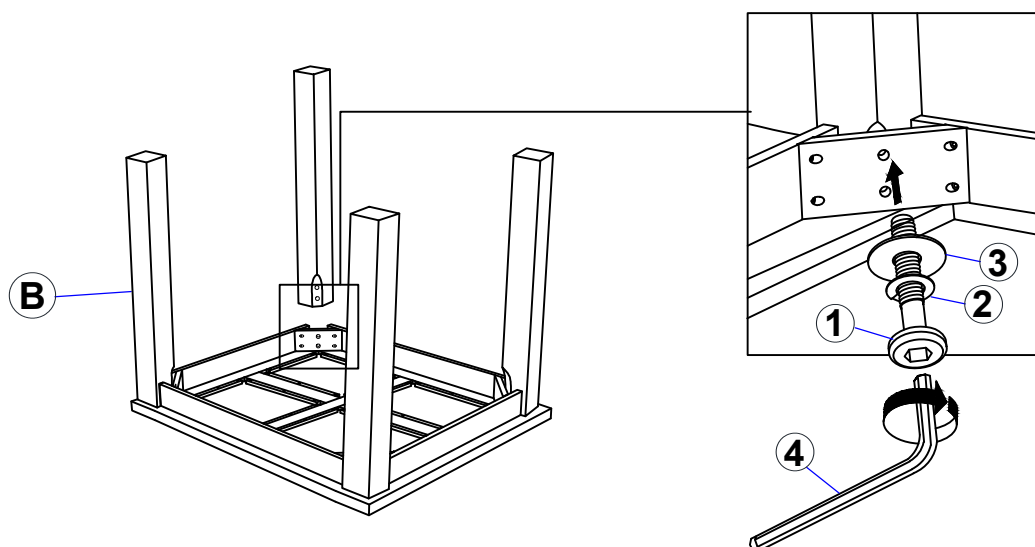
ITEM: **192928**

ASSEMBLY INSTRUCTIONS

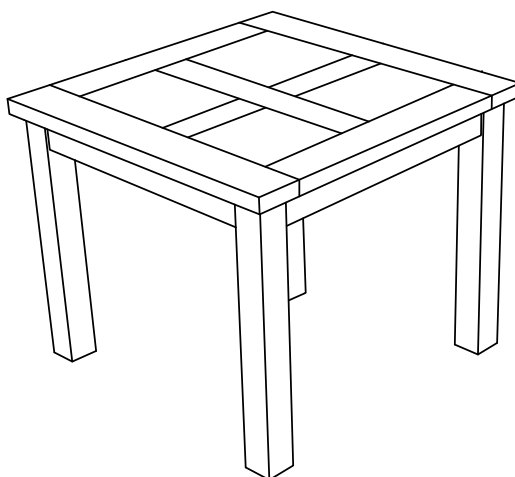
STEP 1



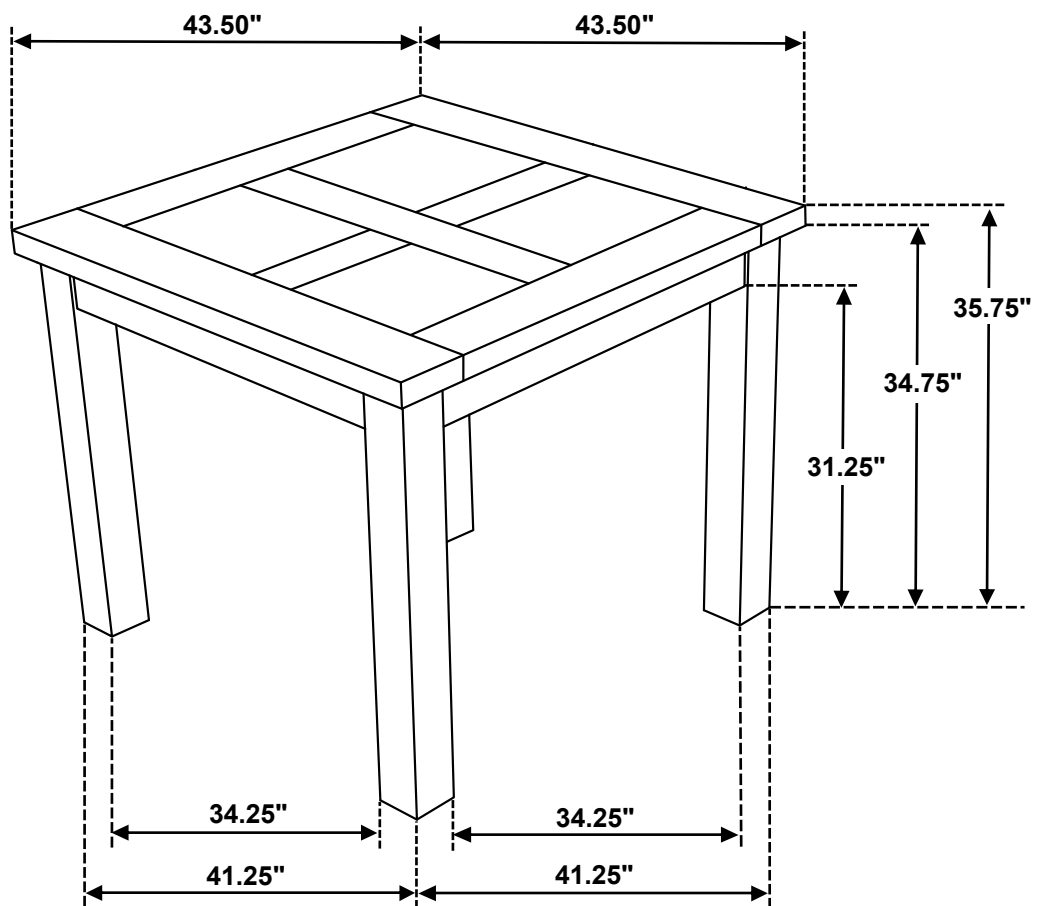
STEP 2



STEP 3 COMPLETE



ITEM: **192928**



Note : Dimension tolerance $\pm 5\%$