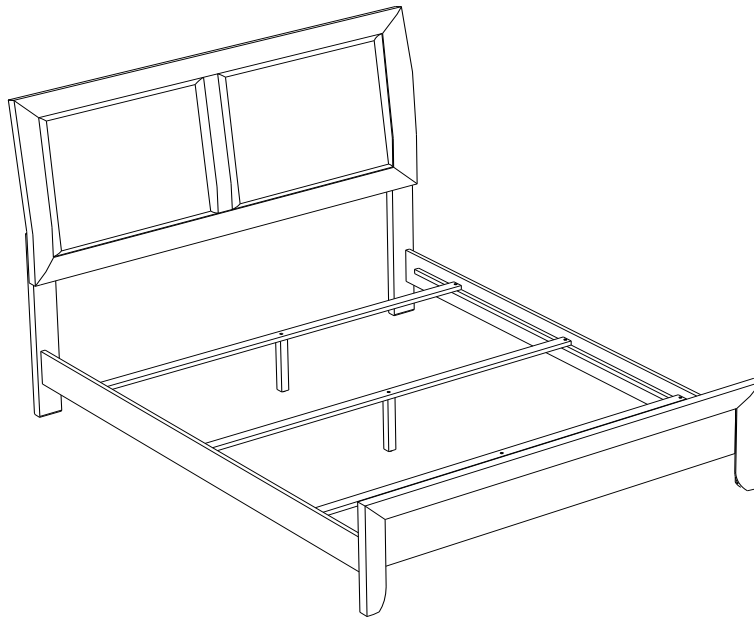


## *ASSEMBLY INSTRUCTIONS* *COASTER FINE FURNITURE*



*Fine Furniture for every stage of life*

**200701Q (B1-B3)**  
**Queen Bed**

# ITEM: 200701Q (B1-B3)



## ASSEMBLY INSTRUCTIONS

### ASSEMBLY TIPS:

1. Remove hardware from box and sort by size.
2. Please check to see that all hardware and parts are present prior to start of assembly.
3. Please follow attached instructions in the same sequence as numbered to assure fast & easy assembly.



### WARNING!

1. Don't attempt to repair or modify parts that are broken or defective. Please contact the store immediately.
2. This product is for home use only and not intended for commercial establishments.



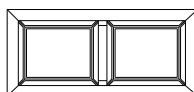
ASSEMBLY TIME

20 MINUTES

## PARTS IDENTIFICATION

### B1 (BOX 1)

A HEADBOARD PANEL



1PC

B LEFT HEADBOARD LEG



1PC

C RIGHT HEADBOARD LEG



1PC

### B2 (BOX 2)

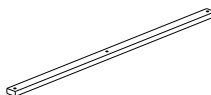
D FOOTBOARD



1PC

### B3 (BOX 3)

E BED SLAT



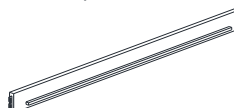
3PCS

F BED SLAT SUPPORT WITH LEVELER



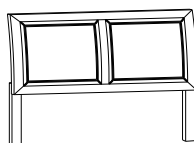
3PCS

G BED RAIL




2PCS

HB 200701Q(B1) \*FROM BOX 1  
HEADBOARD COMPLETE



1PC

D 200701Q(B2) FROM BOX 2  
FOOTBOARD



1PC

# ITEM: 200701Q (B1-B3)



## ASSEMBLY INSTRUCTIONS

### ASSEMBLY TIPS:

1. Remove hardware from box and sort by size.
2. Please check to see that all hardware and parts are present prior to start of assembly.
3. Please follow attached instructions in the same sequence as numbered to assure fast & easy assembly.



### WARNING!

1. Don't attempt to repair or modify parts that are broken or defective. Please contact the store immediately.
2. This product is for home use only and not intended for commercial establishments.

## HARDWARE IDENTIFICATION

### Z-B1 (BOX 1) - HARDWARE PACK IS LOCATED IN 200701Q (B1)

- |   |                                          |                                                                                    |      |
|---|------------------------------------------|------------------------------------------------------------------------------------|------|
| 1 | <b>BOLT</b><br>(M6 x 35mm - BLK)         |   | 6PCS |
| 2 | <b>ALLEN WRENCH</b><br>(M4 x 60mm - BLK) |  | 1PC  |

### Z-B3 (BOX 3) - HARDWARE PACK IS LOCATED IN 200701Q (B3)

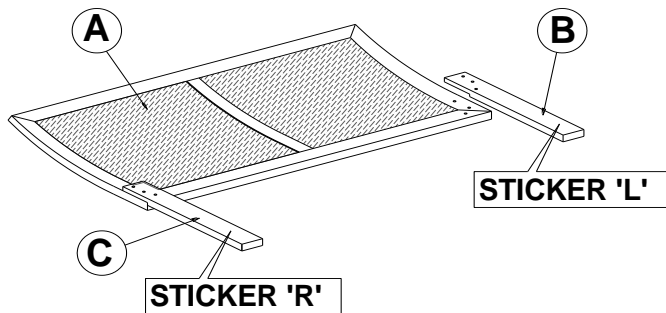
- |   |                                             |                                                                                     |      |
|---|---------------------------------------------|-------------------------------------------------------------------------------------|------|
| 3 | <b>FLAT HEAD SCREW</b><br>(M4 x 32mm - RBW) |  | 6PCS |
|---|---------------------------------------------|-------------------------------------------------------------------------------------|------|

### NOTE:

Phillips head screw driver is required in the assembly process; however, manufacturer does not provide this item.

## ASSEMBLY INSTRUCTIONS

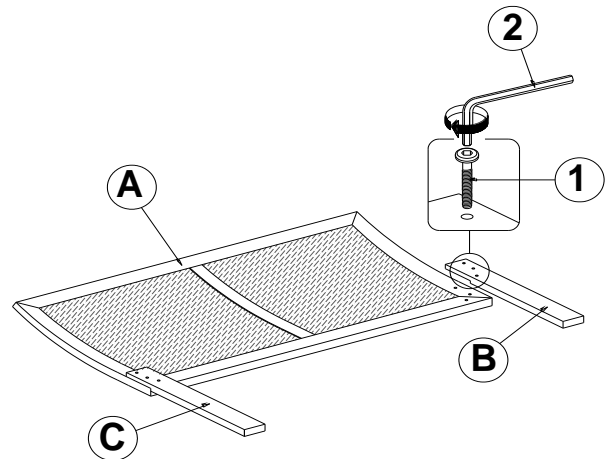
### STEP 1



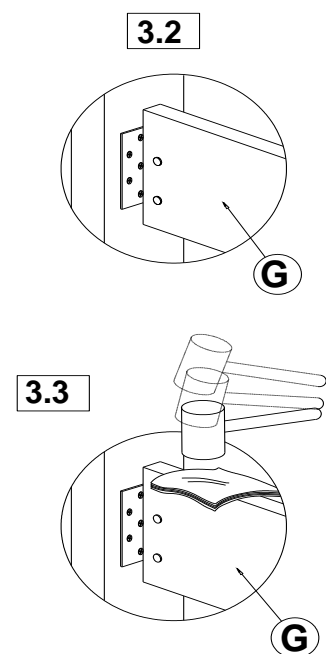
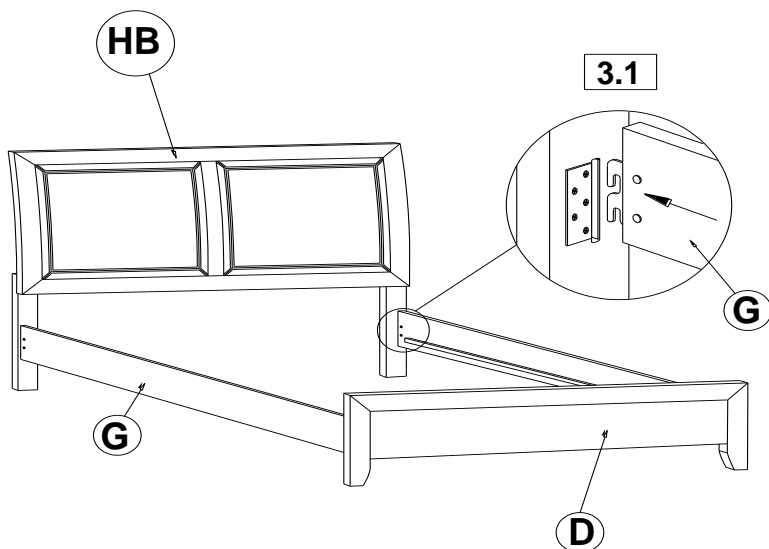
**\*\*BACK VIEW\*\***

Note : Please put item on soft surface.

### STEP 2

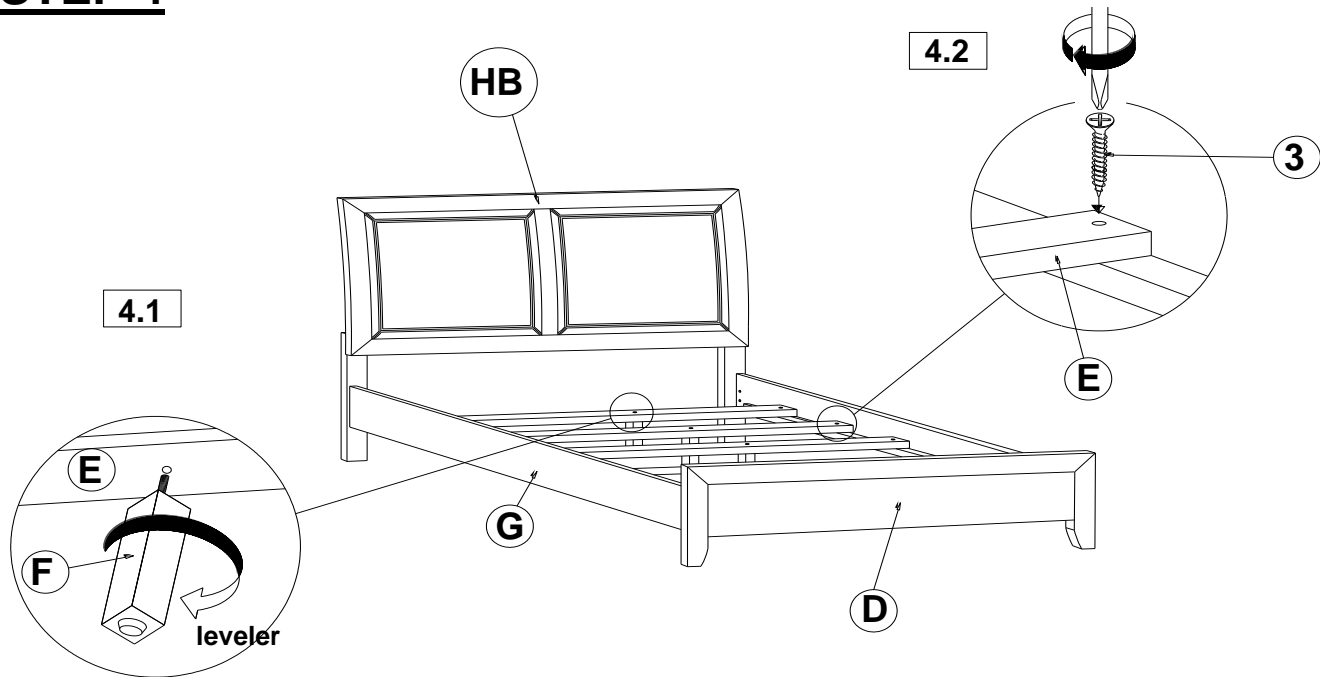


### STEP 3

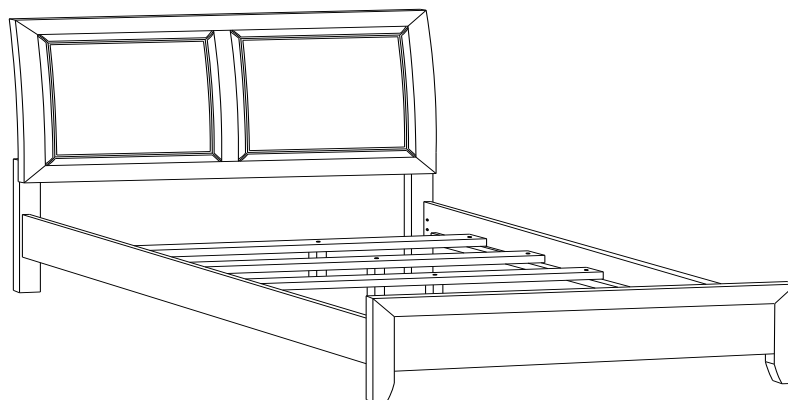


## ASSEMBLY INSTRUCTIONS

### STEP 4



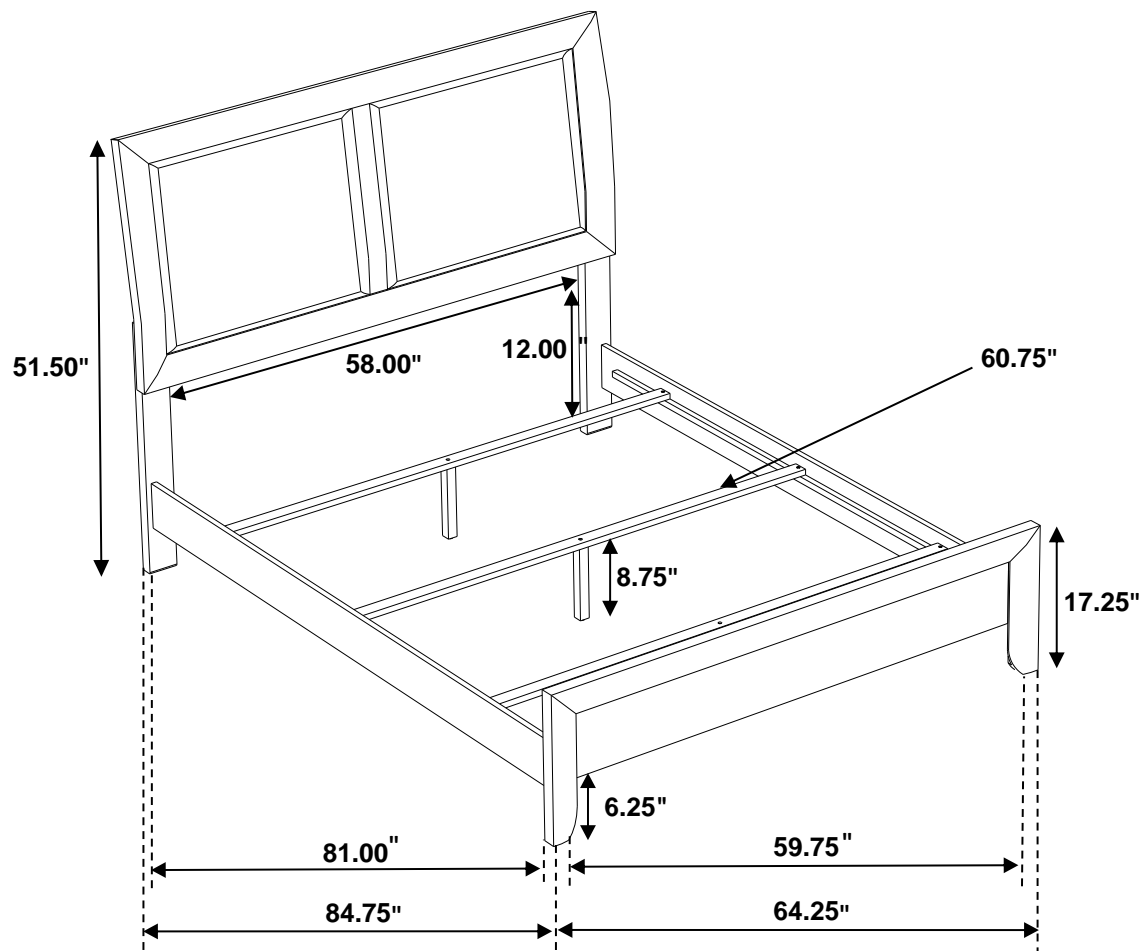
### STEP 5 COMPLETE



ITEM: **200701Q (B1-B3)**



Inner Size: 61.00"W x 81.00"



Note : Dimension tolerance  $\pm 5\%$

## ASSEMBLY INSTRUCTIONS COASTER FINE FURNITURE



*Fine Furniture for every stage of life*

**200704**  
**Mirror**

ITEM: **200704**

## ASSEMBLY INSTRUCTIONS

### ASSEMBLY TIPS:

1. Remove hardware from box and sort by size.
2. Please check to see that all hardware and parts are present prior to start of assembly.
3. Please follow attached instructions in the same sequence as numbered to assure fast & easy assembly.



### WARNING!

1. Don't attempt to repair or modify parts that are broken or defective. Please contact the store immediately.
2. This product is for home use only and not intended for commercial establishments.



ASSEMBLY TIME

10 MINUTES


## PARTS IDENTIFICATION

**A** DRESSER  
FROM BOX ITEM  
#200703



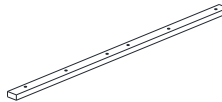
1PC

**B** MIRROR



1PC

**C** MIRROR SUPPORT  
(PACKED WITH MIRROR)



2PCS

## HARDWARE IDENTIFICATION

**1** FLAT HEAD SCREW  
(M4 x 32mm - RBW)



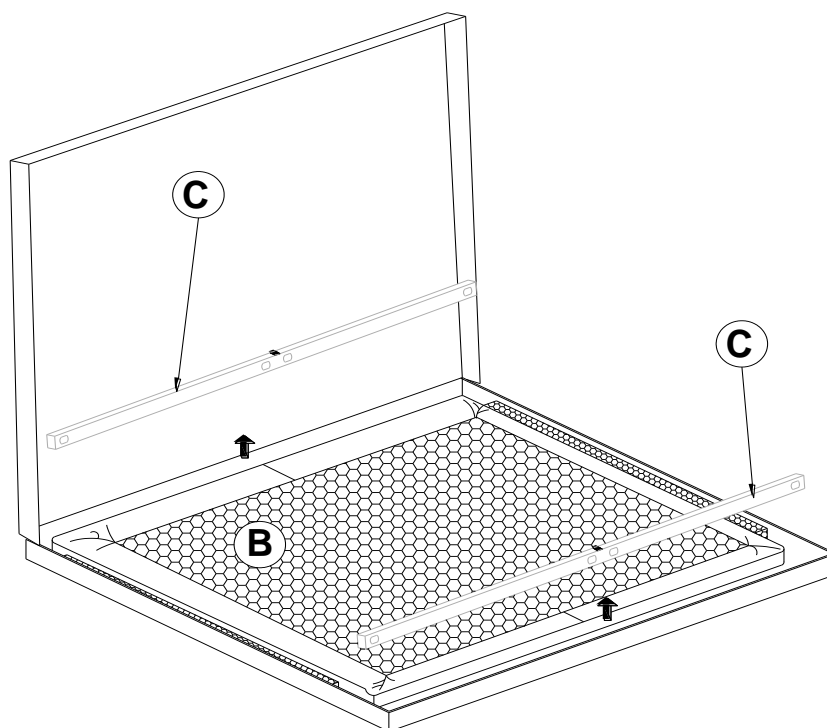
12PCS



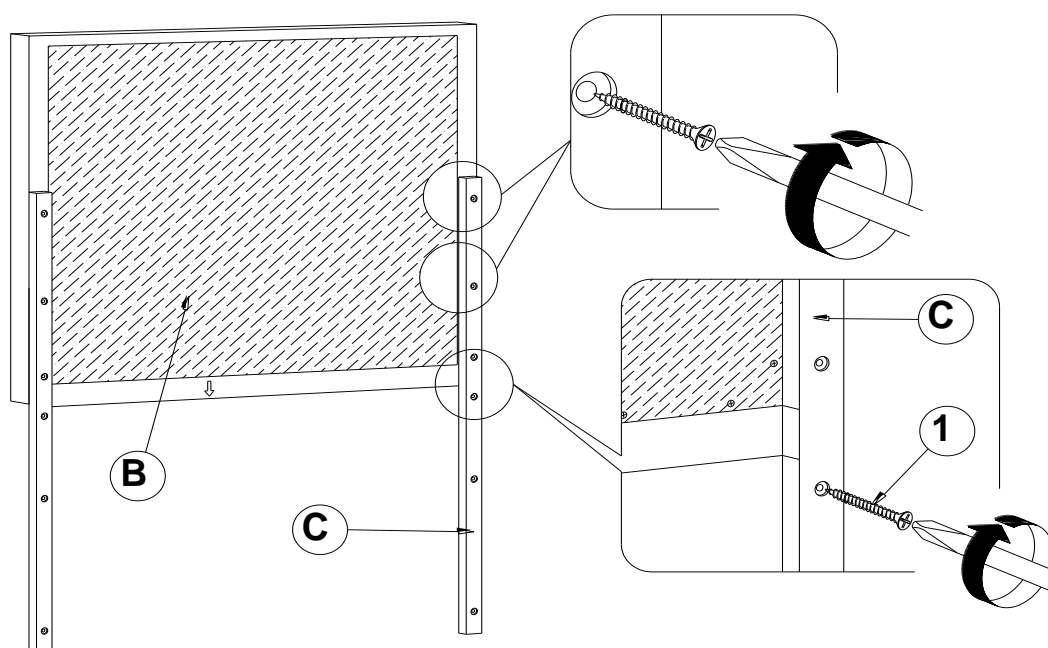
ITEM: **200704**

## ASSEMBLY INSTRUCTIONS

### STEP 1



### STEP 2



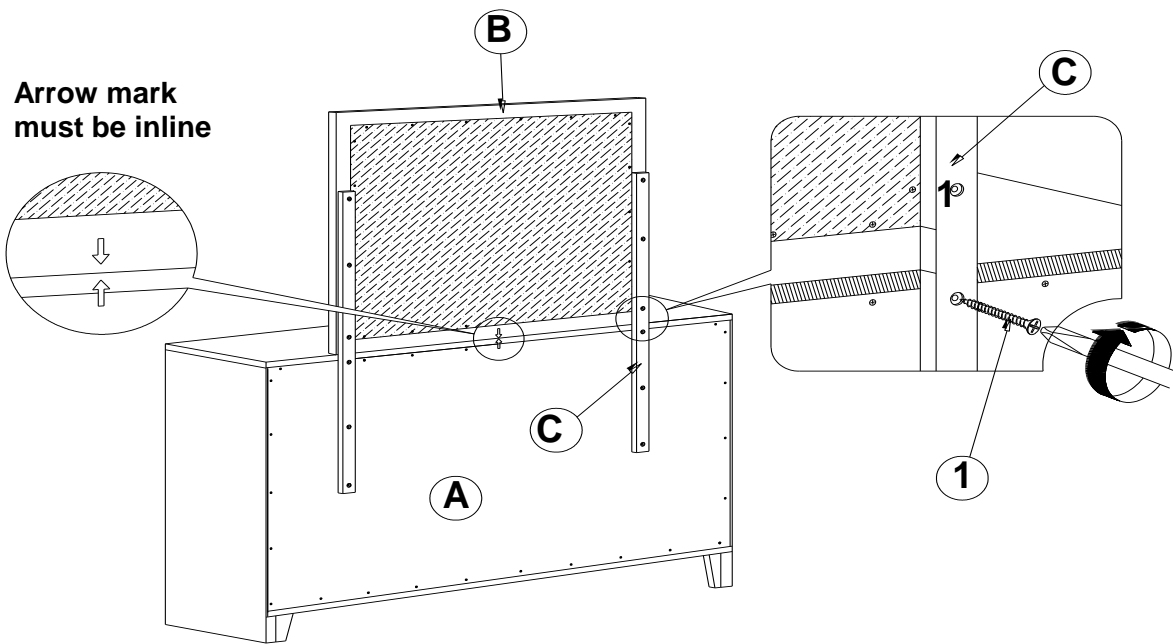
**\*\*BACK VIEW\*\***

ITEM: **200704**




## ASSEMBLY INSTRUCTIONS

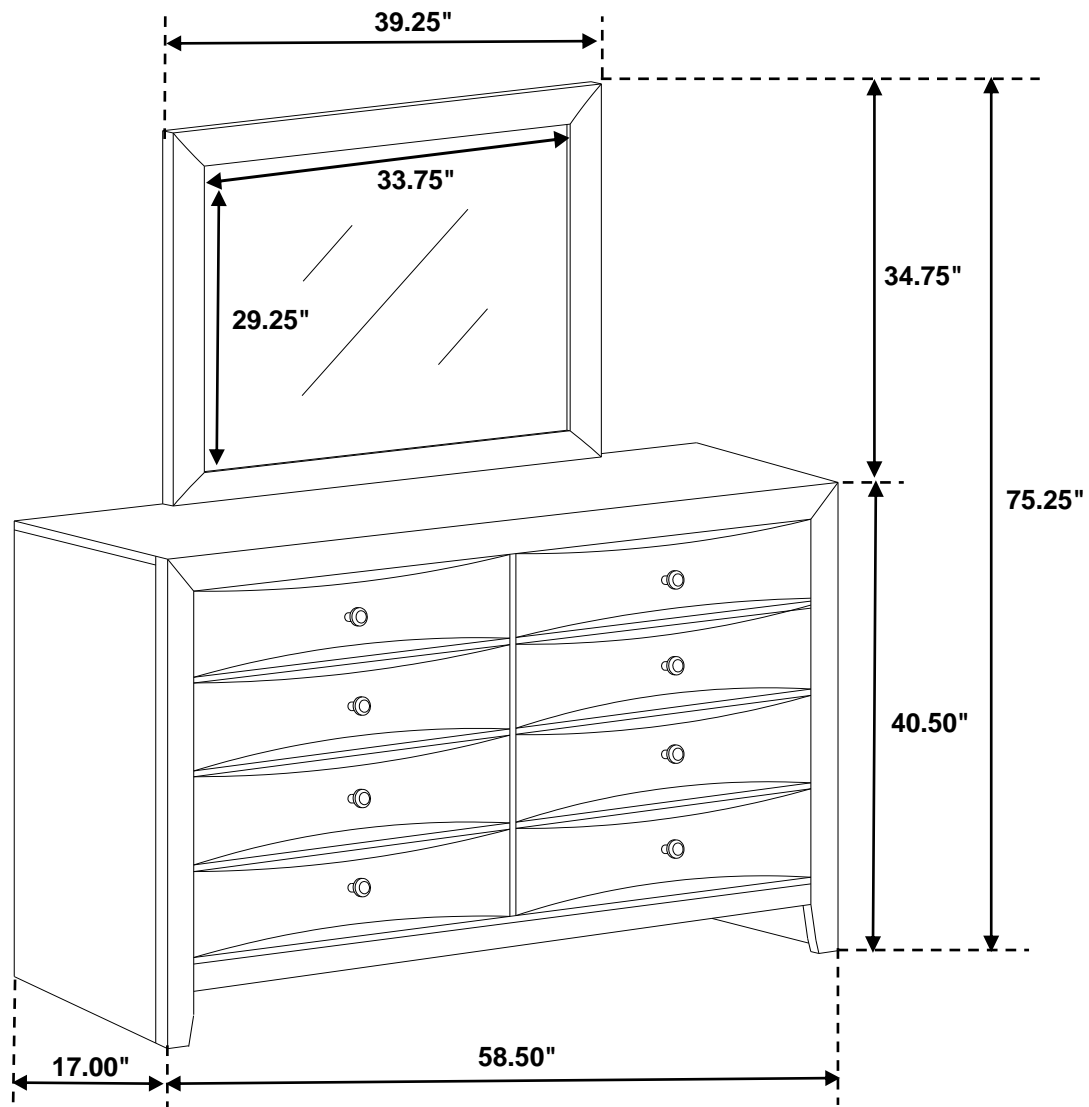
### STEP 3



### STEP 4 COMPLETE



ITEM: **200704**



**Note : Dimension tolerance  $\pm$  5%**