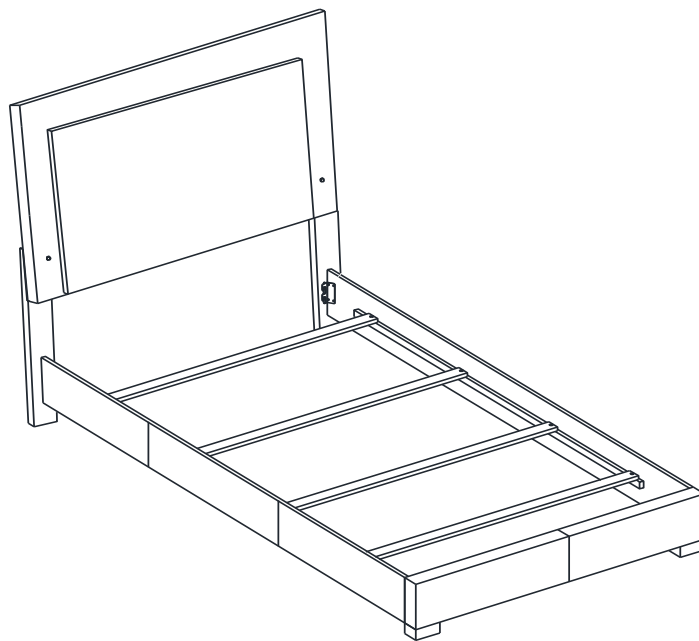


## ASSEMBLY INSTRUCTIONS COASTER FINE FURNITURE



*Fine Furniture for every stage of life*

**203500T (B1&B2)**  
***Twin Bed***

# ITEM: 203500T (B1&B2)



## ASSEMBLY INSTRUCTIONS

### ASSEMBLY TIPS:

1. Remove hardware from box and sort by size.
2. Please check to see that all hardware and parts are present prior to start of assembly.
3. Please follow attached instructions in the same sequence as numbered to assure fast & easy assembly.

### WARNING!



1. Don't attempt to repair or modify parts that are broken or defective. Please contact the store immediately.
2. This product is for home use only and not intended for commercial establishments.



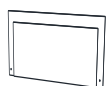
ASSEMBLY TIME

20 MINUTES

## PARTS IDENTIFICATION

### B1 ( BOX 1)

A HEADBOARD PANEL



1PC

B RIGHT HEADBOARD  
LEG



1PC

C LEFT HEADBOARD  
LEG



1PC

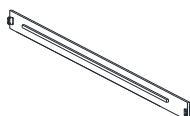
### B2 ( BOX 2)

D BED SLAT



4PCS

E BED RAIL



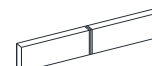
2PCS

F FOOTBOARD LEG



2PCS

G FOOTBOARD PANEL



1PC

H ADAPTER PLUG



1PC

HB  
203500T (B1)  
FROM BOX 1  
HEADBOARD  
COMPLETE



1PC

# ITEM: 203500T (B1&B2)



## ASSEMBLY INSTRUCTIONS

### ASSEMBLY TIPS:

1. Remove hardware from box and sort by size.
2. Please check to see that all hardware and parts are present prior to start of assembly.
3. Please follow attached instructions in the same sequence as numbered to assure fast & easy assembly.

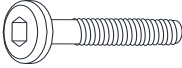





### WARNING!




1. Don't attempt to repair or modify parts that are broken or defective. Please contact the store immediately.
2. This product is for home use only and not intended for commercial establishments.

## HARDWARE IDENTIFICATION

### Z-B1 (BOX 1) - HARDWARE PACK IS LOCATED IN 203500T (B1)

1	<b>BOLT</b> (M6 x 30mm - BLK)		6PCS	3	<b>FLAT WASHER</b> (1/4" X 13mm - BLK)		6PCS
2	<b>ALLEN WRENCH</b> (M4 x 60mm - BLK)		1PC	4	<b>LOCK WASHER</b> (1/4" - BLK)		6PCS

### Z-B2 (BOX 2) - HARDWARE PACK IS LOCATED IN 203500T (B2)

5	<b>SHORT FLAT HEAD SCREW</b> (M4 x 32mm - RBW)		8PCS	7	<b>ALLEN WRENCH</b> (M5 x 65MM - BLK)		1PC
6	<b>LONG FLAT HEAD SCREW</b> (M4 x 50mm - RBW)		6PCS				

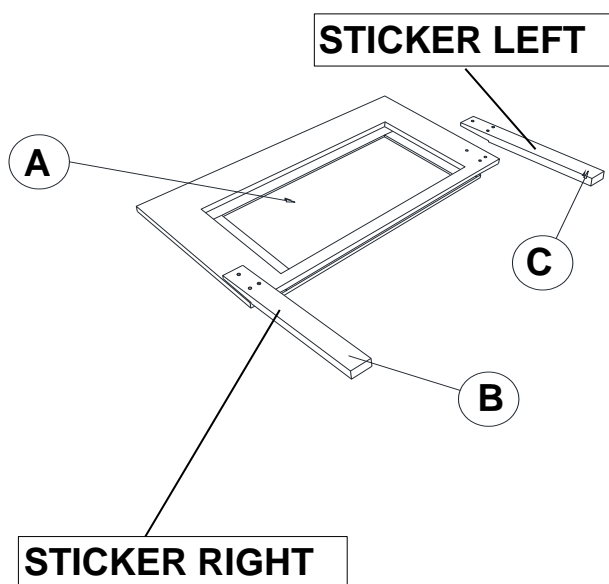
### NOTE:

Phillips head screw driver is required in the assembly process; however, manufacturer does not provide this item.

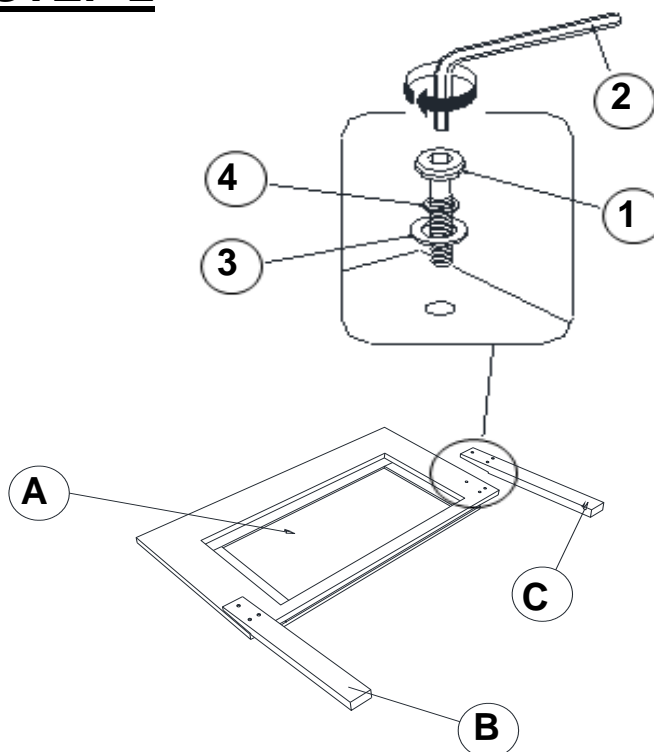
# ITEM: 203500T (B1&B2)

## ASSEMBLY INSTRUCTIONS

### STEP 1

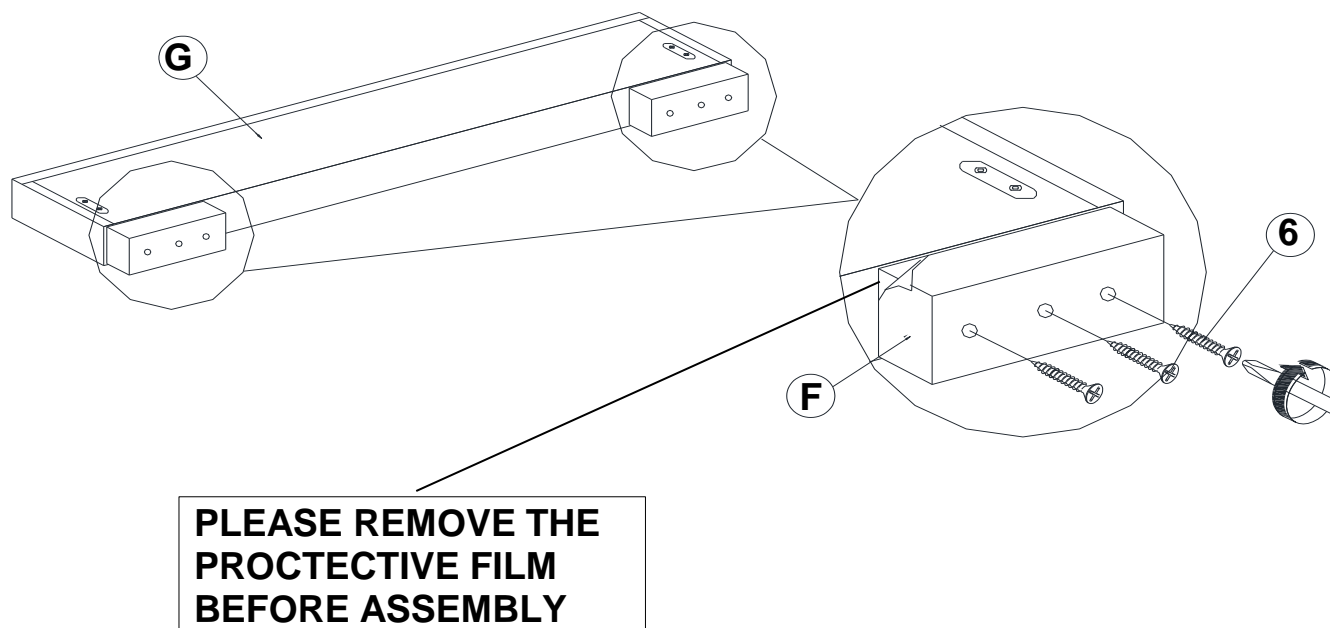


### STEP 2



IF PURCHASE HEADBOARD ONLY, SKIP BELOW STEPS

### STEP 3

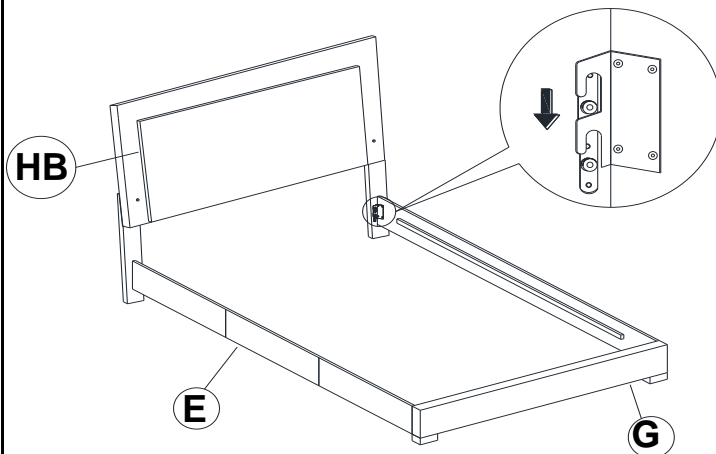


# ITEM: 203500T (B1&B2)

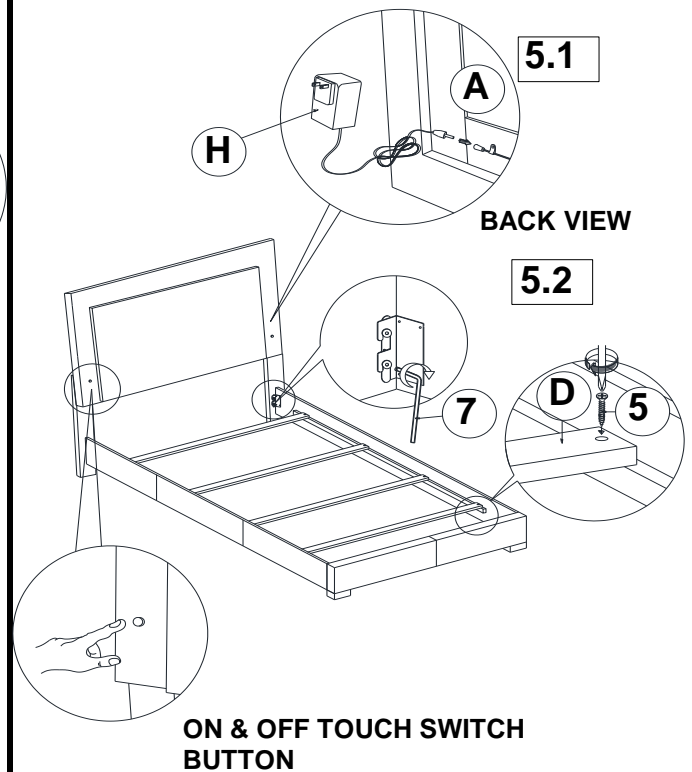


## ASSEMBLY INSTRUCTIONS

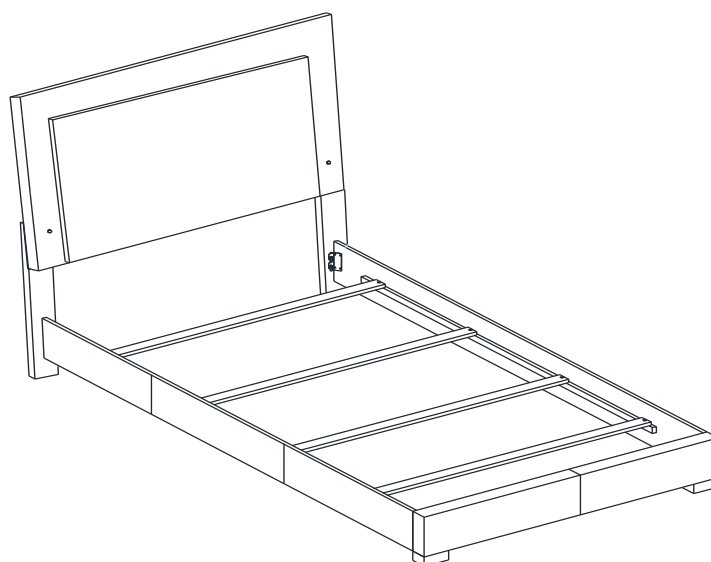
### STEP 4



### STEP 5



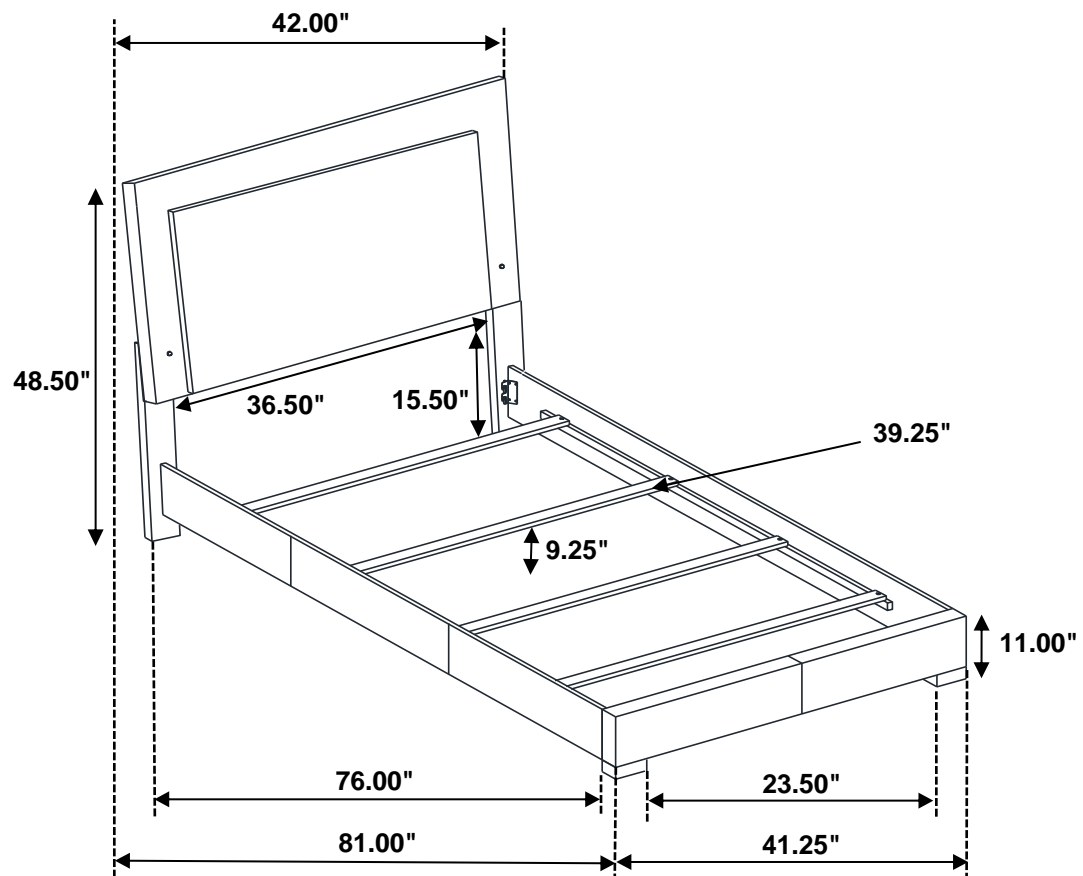
### STEP 6 COMPLETE



ITEM: **203500T (B1&B2)**



Inner Size : 39.50"W X 76.00"D



Note : Dimension tolerance  $\pm 5\%$