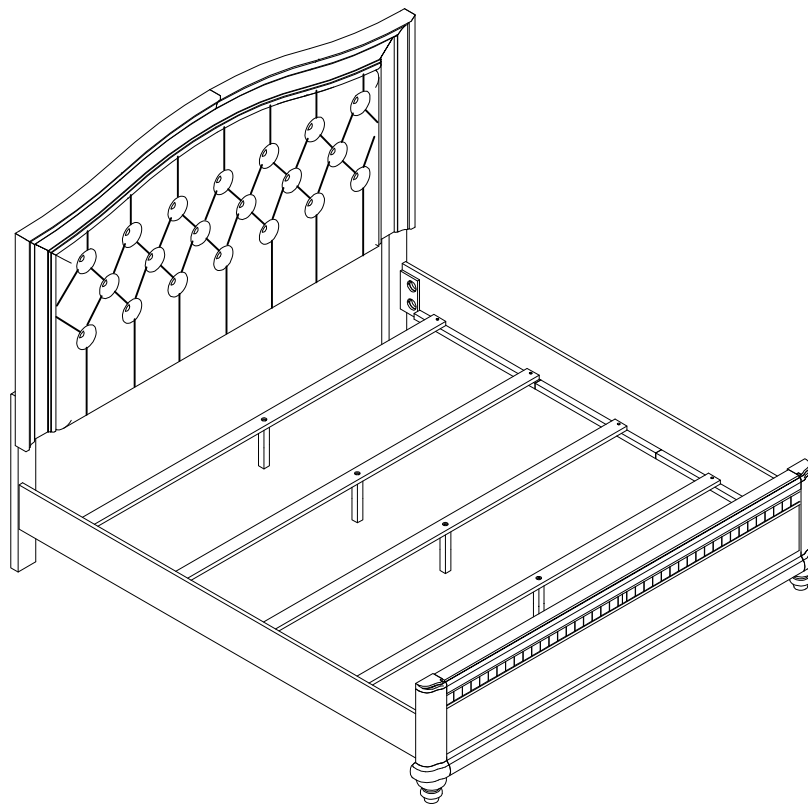


ASSEMBLY INSTRUCTIONS COASTER FINE FURNITURE



Fine Furniture for every stage of life

204181Q (B1-B3)
Queen Bed

REVISION 0 : 06/17/2015
REVISION 1 : 11/03/2015
REVISION 2 : 07/04/2017
REVISION 3 : 11/05/2019

ITEM:204181Q (B1-B3)



ASSEMBLY INSTRUCTIONS


ASSEMBLY TIPS:

- 1.Remove hardware from box and sort by size.
- 2.Please check to see that all hardware and parts are present prior to start of assembly.
- 3.Please follow attached instructions in the same sequence as numbered to assure fast & easy assembly.

WARNING!



- 1.Don't attempt to repair or modify parts that are broken or defective. Please contact the store immediately.
- 2.This product is for home use only and not intended for commercial establishments.




ASSEMBLY TIME

20 MINUTES

PARTS IDENTIFICATION

B1 (BOX 1)

A HEADBOARD PANEL



1PC

B LEFT HEADBOARD LEG



1PC

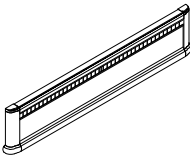
C RIGHT HEADBOARD LEG



1PC

B2 (BOX 2)

D FOOTBOARD PANEL



1PC

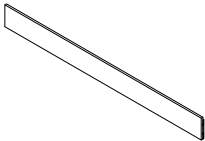
E FOOTBOARD BUN FOOT



2PCS

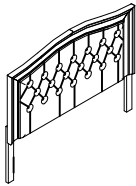
B3 (BOX 3)

F BED RAIL



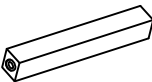
2PCS

HB 204181Q (B1) FROM BOX 1 HEADBOARD COMPLETE



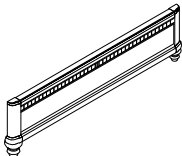
1PC

G BED SLAT SUPPORT WITH LEVELER



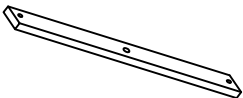
4PCS

FB 204181Q (B2) FROM BOX 2 FOOTBOARD COMPLETE



1PC

H BED SLAT



4PCS

ITEM:204181Q (B1-B3)



ASSEMBLY INSTRUCTIONS

ASSEMBLY TIPS:

- 1.Remove hardware from box and sort by size.
- 2.Please check to see that all hardware and parts are present prior to start of assembly.
- 3.Please follow attached instructions in the same sequence as numbered to assure fast & easy assembly.

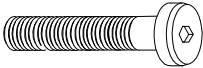


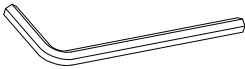


WARNING!




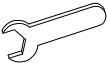

- 1.Don't attempt to repair or modify parts that are broken or defective. Please contact the store immediately.
- 2.This product is for home use only and not intended for commercial establishments.

HARDWARE IDENTIFICATION

Z-B1 (BOX 1) - HARDWARE PACK IS LOCATED IN 204181Q (B1)

1	BOLT (5/16" x 60mm - BLK)		6PCS	3	FLAT WASHER (5/16" x 19 x 1.5mm - BLK)		6PCS
2	LOCK WASHER (5/16" - BLK)		6PCS	4	ALLEN WRENCH (4MM - BLK)		1PC

Z-B3 (BOX 3) - HARDWARE PACK IS LOCATED IN 204181Q (B3)

5	THREADED BOLT (5/16" x 75mm - RBW)		8PCS	8	FLAT HEAD SCREW (4 x 32mm - RBW)		8PCS
6	U-SQUARE WASHER (25 x 15 x 2mm - RBW)		8PCS	9	WRENCH (13MM - RBW)		1PC
7	HEX NUT (5/16" x 17mm - RBW)		8PCS				

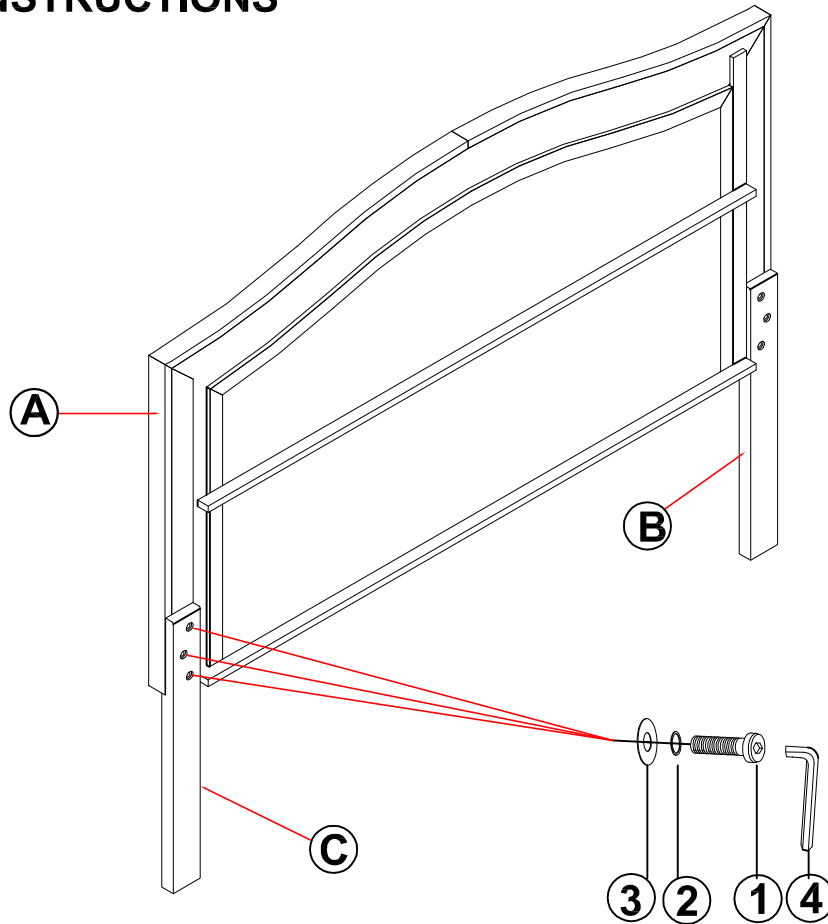
NOTE:
Phillips head screw driver is required in the assembly process; however, manufacturer does not provide this item.

ITEM: **204181Q(B1-B3)**

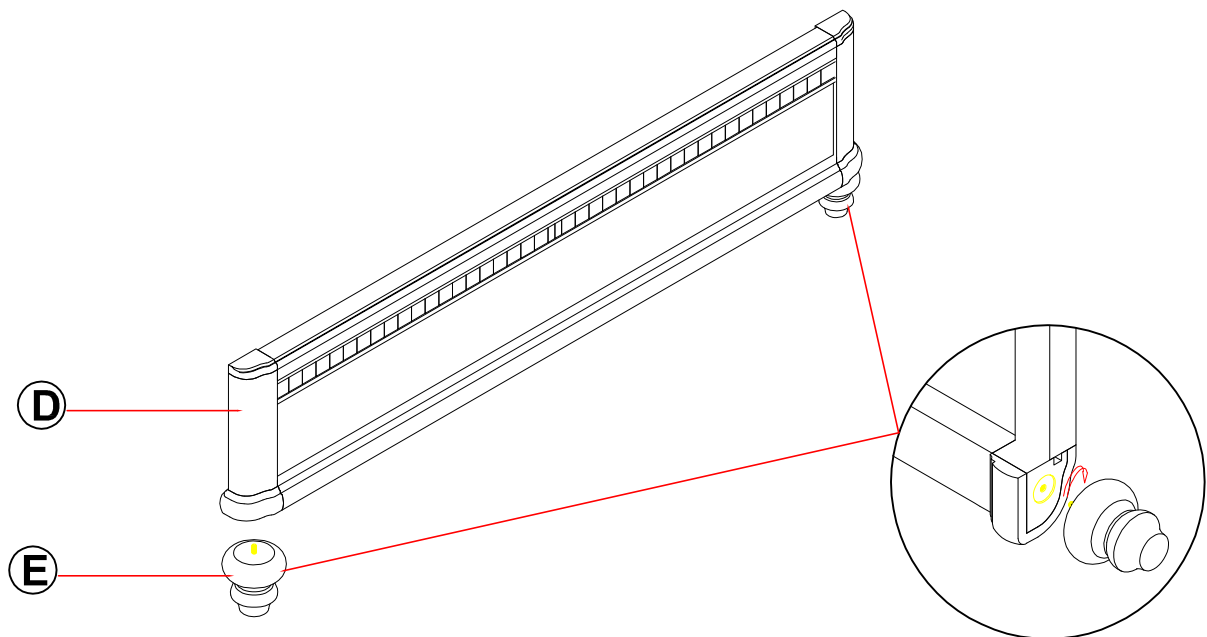
ASSEMBLY INSTRUCTIONS



STEP 1



STEP 2

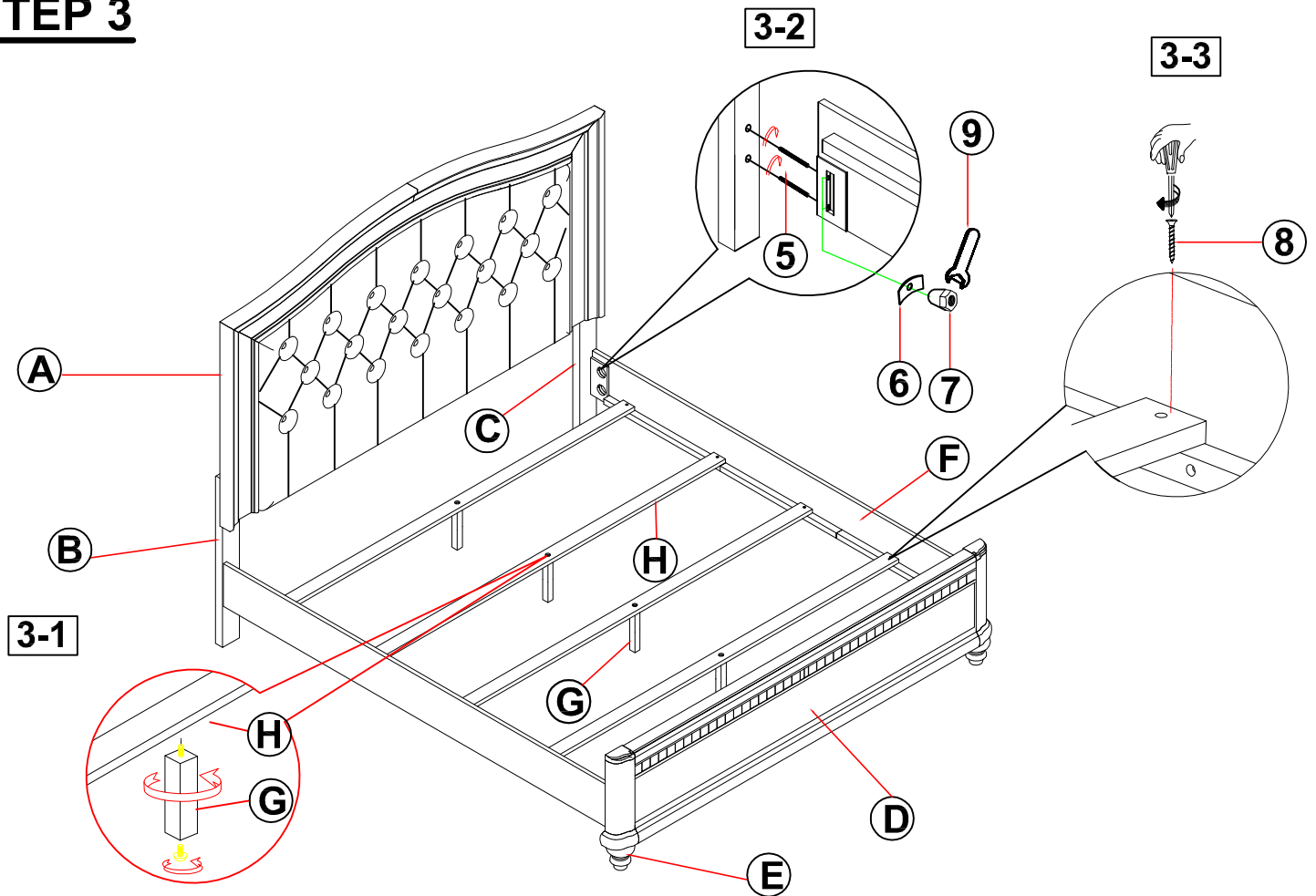


ITEM: **204181Q (B1-B3)**


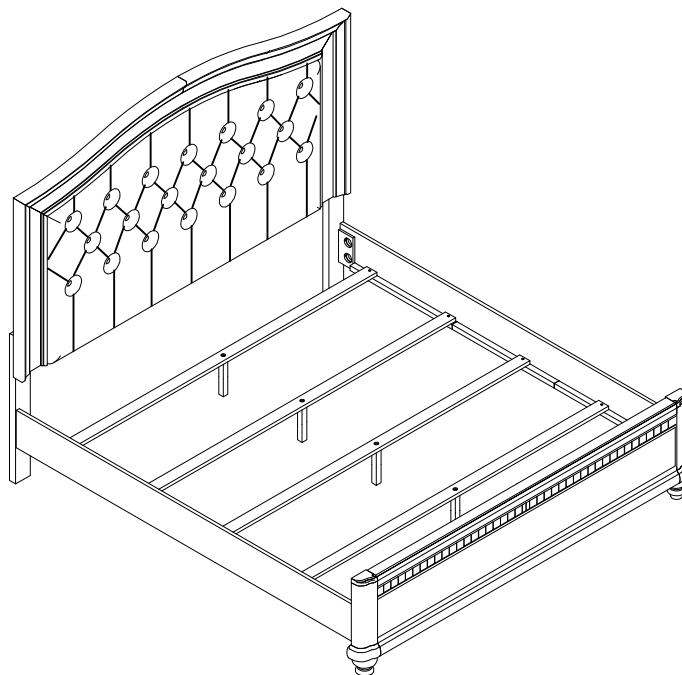
ASSEMBLY INSTRUCTIONS



STEP 3



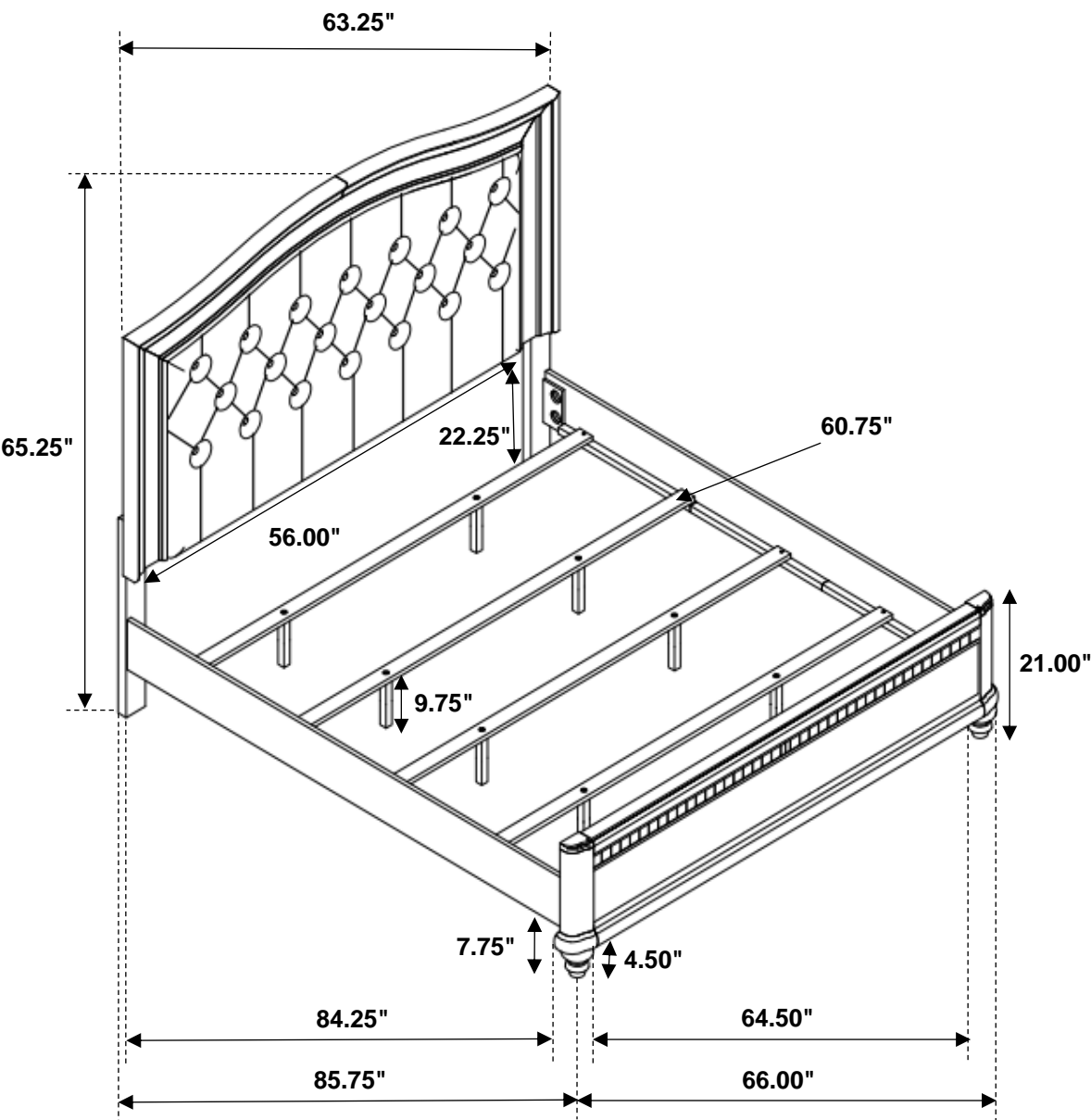
STEP 4 COMPLETE



ITEM:204181Q (B1-B3)



Inner Size: 61.00"W X 81.00"D



Note: Dimension tolerance $\pm 5\%$