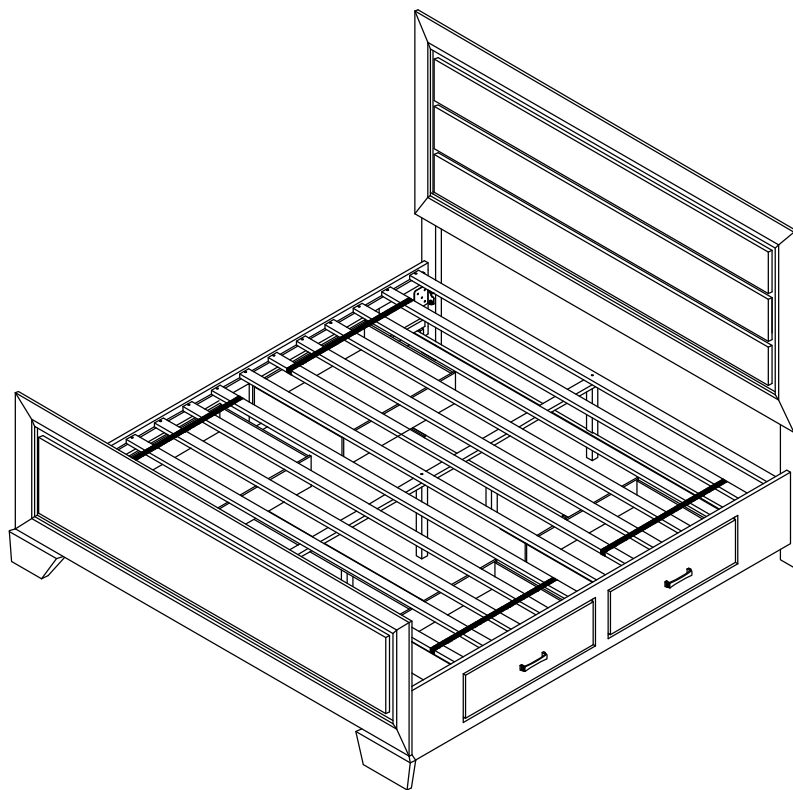




## ASSEMBLY INSTRUCTIONS COASTER FINE FURNITURE



*Fine Furniture for every stage of life*

# 204190KE(B1-B4) *Eastern King Storage Bed*

REVISION 0 : 04/08/2016  
REVISION 1 : 11/14/2016  
REVISION 2 : 11/12/2019

# ITEM: 204190KE(B1-B4)

## ASSEMBLY INSTRUCTIONS



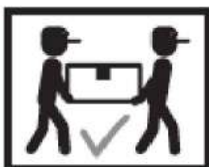
### ASSEMBLY TIPS:

- 1 . Remove hardware from box and sort by size.
- 2 . Please check to see that all hardware and parts are present prior to start of assembly.
- 3 . Please follow attached instructions in the same sequence as numbered to assure fast & easy assembly.



### WARNING !

- 1 . Don't attempt to repair or modify parts that are broken or defective. Please contact the store immediately.
- 2 . This product is for home use only and not intended for commercial establishment.



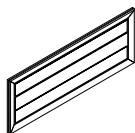
ASSEMBLY TIME

30 MINUTES

## PARTS IDENTIFICATION

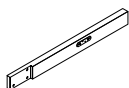
### B1 (BOX 1)

A HEADBOARD PANEL



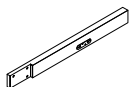
1PC

B LEFT HEADBOARD LEG



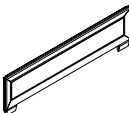
1PC

C RIGHT HEADBOARD LEG



1PC

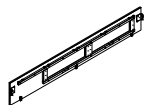
D FOOTBOARD



1PC

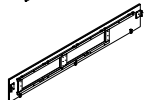
### B2 (BOX 2)

E LEFT BED RAIL



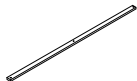
1PC

F RIGHT BED RAIL



1PC

G BED SLAT WITH 3 HOLES



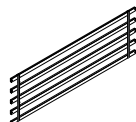
3PCS

H DRAWER SLAT



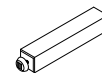
2PCS

I ROLL SLAT (5PCS)



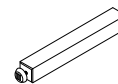
2SETS

J STORAGE FOOTBOARD SUPPORT LEG



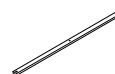
2PCS

K CENTER RAIL SUPPORT WITH LEVELER



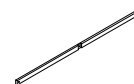
3PCS

L CENTER RAIL



1PC

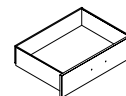
M BOTTOM CROSS BAR



3PCS

### B3 (BOX 3)

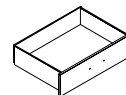
N DRAWER BOX



2PCS

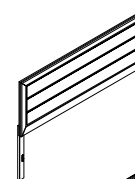
### B4 (BOX 4)

O DRAWER BOX



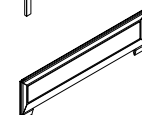
2PCS

HB 204190KE (B1)  
FROM BOX 1  
HEADBOARD COMPLETE



1PC

D 204190KE (B1)  
FROM BOX 1  
FOOTBOARD



1PC

# ITEM: 204190KE(B1-B4)

## ASSEMBLY INSTRUCTIONS



### ASSEMBLY TIPS:

- 1 . Remove hardware from box and sort by size.
- 2 . Please check to see that all hardware and parts are present prior to start of assembly.
- 3 . Please follow attached instructions in the same sequence as numbered to assure fast & easy assembly.



### WARNING !

- 1 . Don't attempt to repair or modify parts that are broken or defective. Please contact the store immediately.
- 2 . This product is for home use only and not intended for commercial establishment.



ASSEMBLY TIME

30 MINUTES

## HARDWARE IDENTIFICATION

### Z-B1 (BOX 1) - HARDWARE PACK IS LOCATED IN 204190KE (B1)

1 BOLT  
(M6 x30mm - BLK)



6PCS

3 FLAT WASHER  
(1/4" x13mm - BLK)



6PCS

2 LOCK WASHER  
(1/4" - BLK)



6PCS


4 ALLEN WRENCH  
(M4 x 65mm - BLK)



1PC

### Z-B2 (BOX 2) - HARDWARE PACK IS LOCATED IN 204190KE (B2)

5 BOLT  
(M6 x50mm - BLK)



5PCS

8 SMALL ALLEN  
WRENCH  
(M4 x 65mm - BLK)



1PC

6 LONG FLAT HEAD  
SCREW  
(M4 x 32mm - RBW)



43PCS

9 BIG ALLEN  
WRENCH  
(M5 x 65mm - BLK)



1PC

7 SHORT FLAT HEAD  
SCREW  
(M4 x 16mm - RBW)



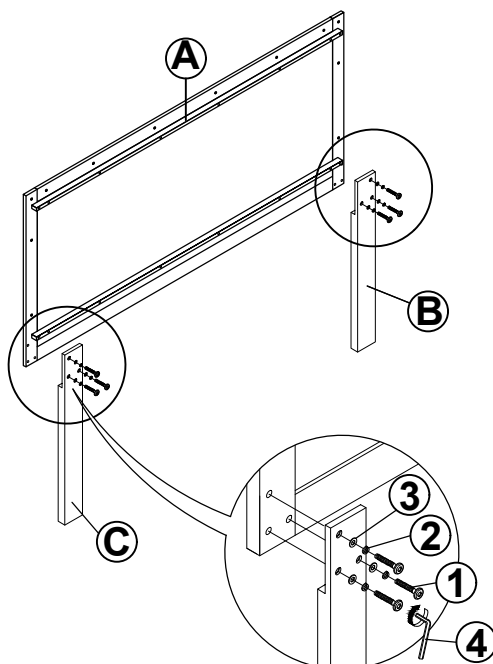
4PCS

### NOTE:

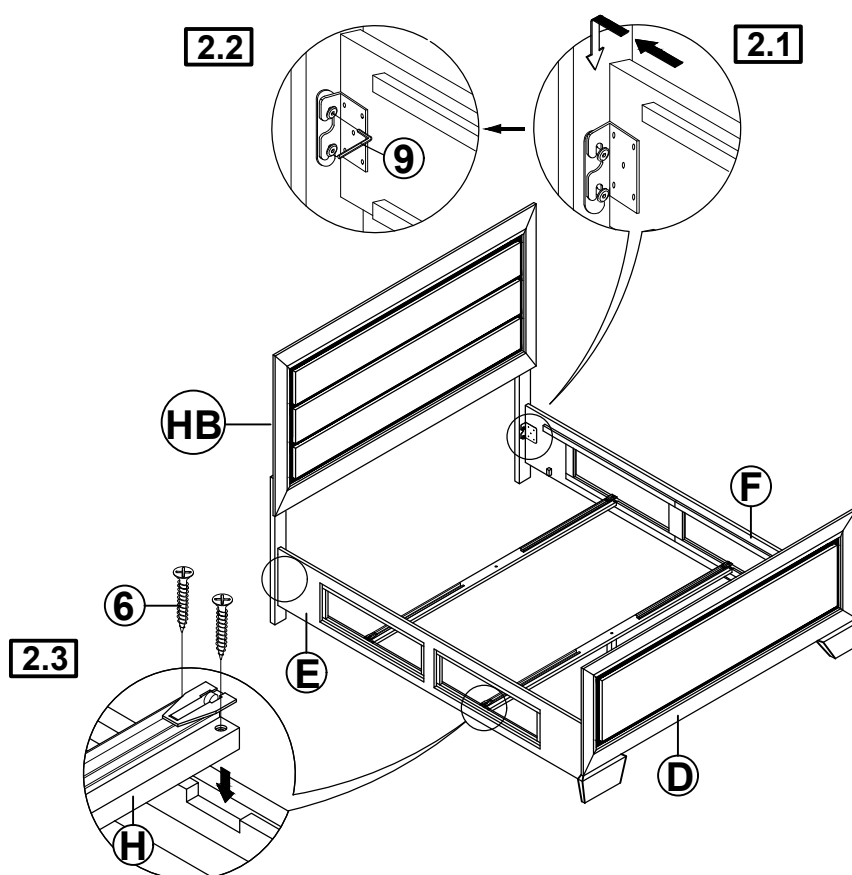
Philips head screw driver in the assembly process ; however, manufacturer does not provide the item

ITEM: **204190KE(B1-B4)**  
**ASSEMBLY INSTRUCTIONS**

**STEP 1**



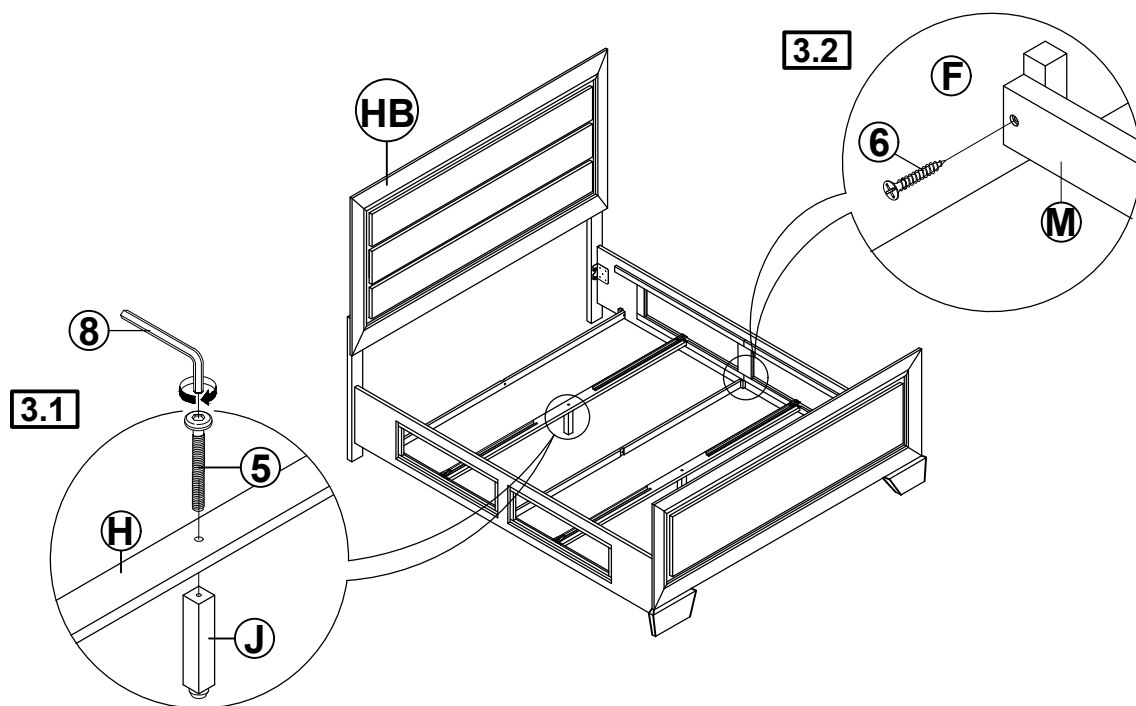
**STEP 2**



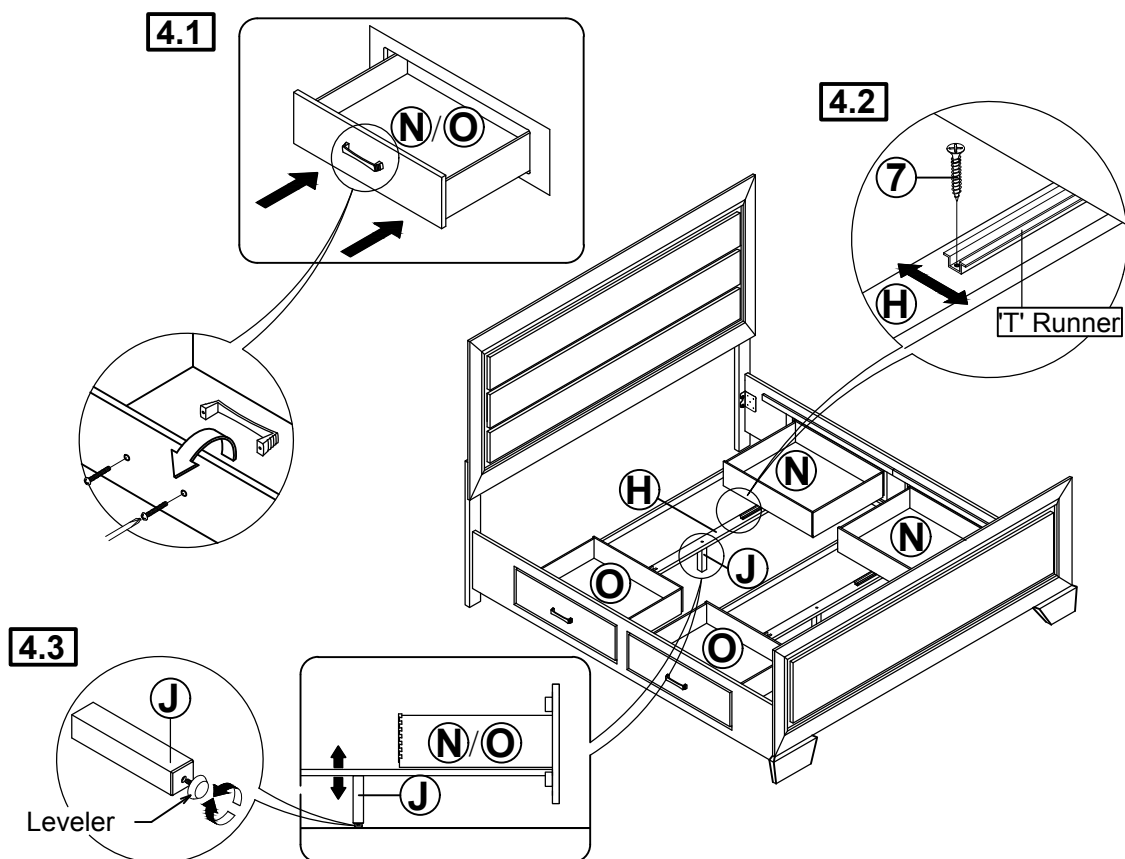
# ITEM: 204190KE(B1-B4)

## ASSEMBLY INSTRUCTIONS

### STEP 3



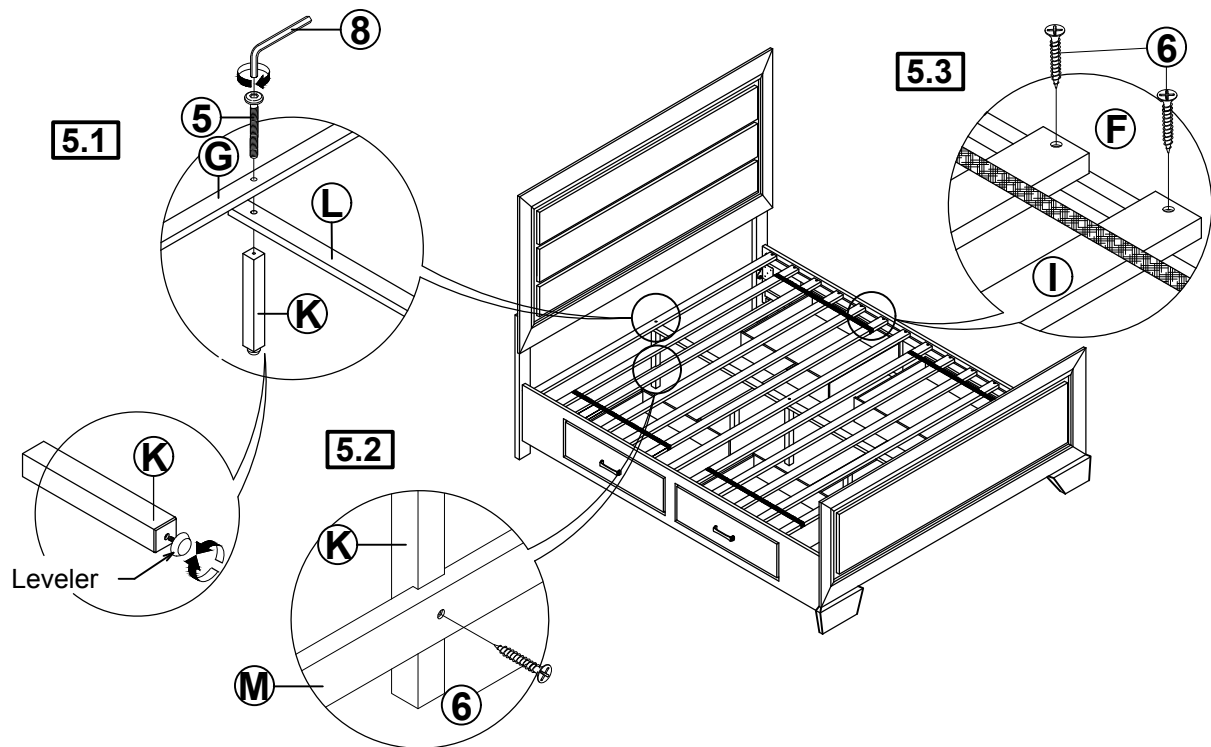
### STEP 4



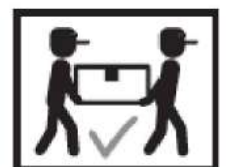
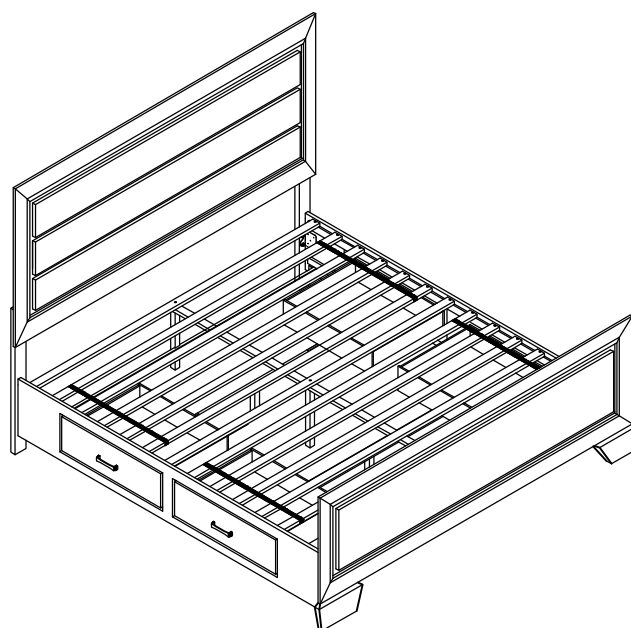
ITEM: **204190KE(B1-B4)**  
**ASSEMBLY INSTRUCTIONS**



**STEP 5**



**STEP 6**  
**COMPLETE**

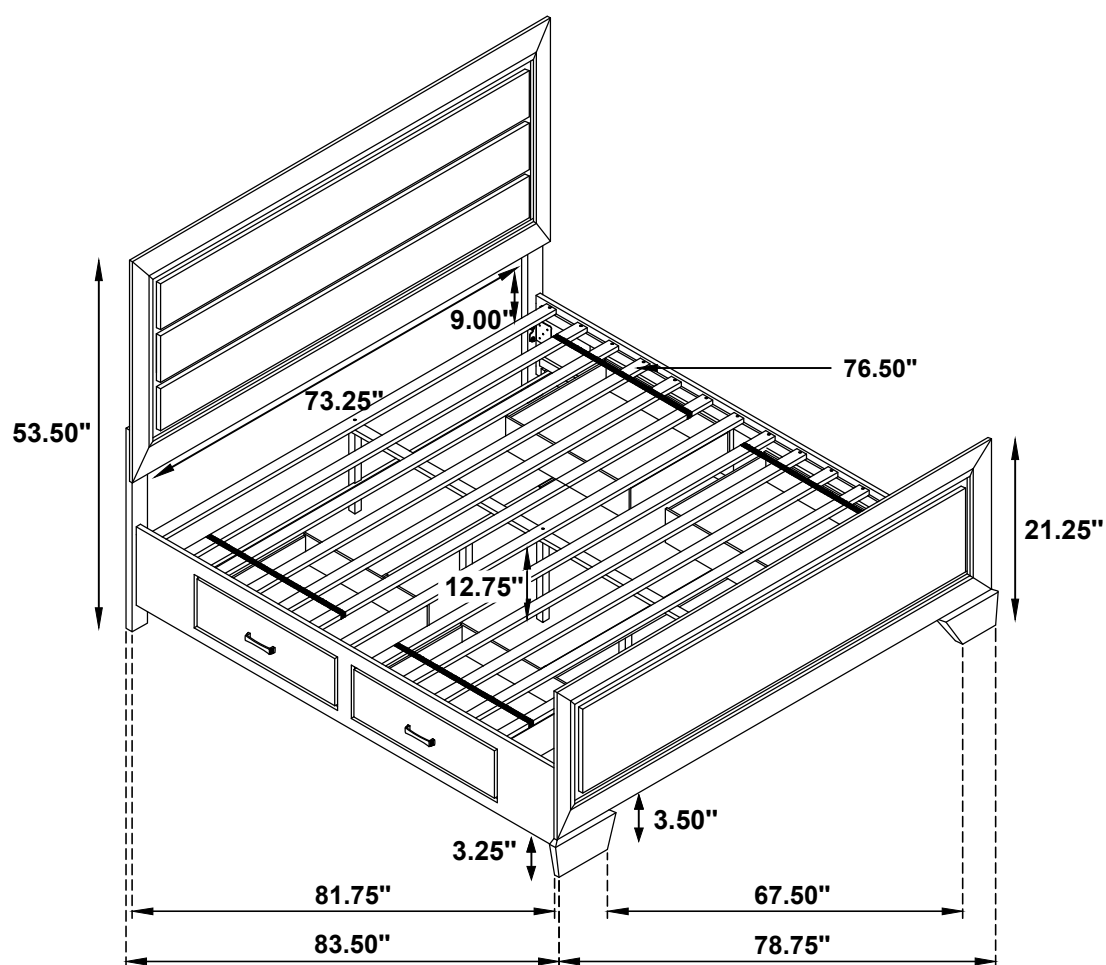


ITEM: **204190KE(B1-B4)**



Inner Size : 73.25"W X 81.75"D

Inner Size of Drawer : 24.00"W X 17.75"D X 5.75"H X 0.25T



Note : Dimension tolerance  $\pm 5\%$