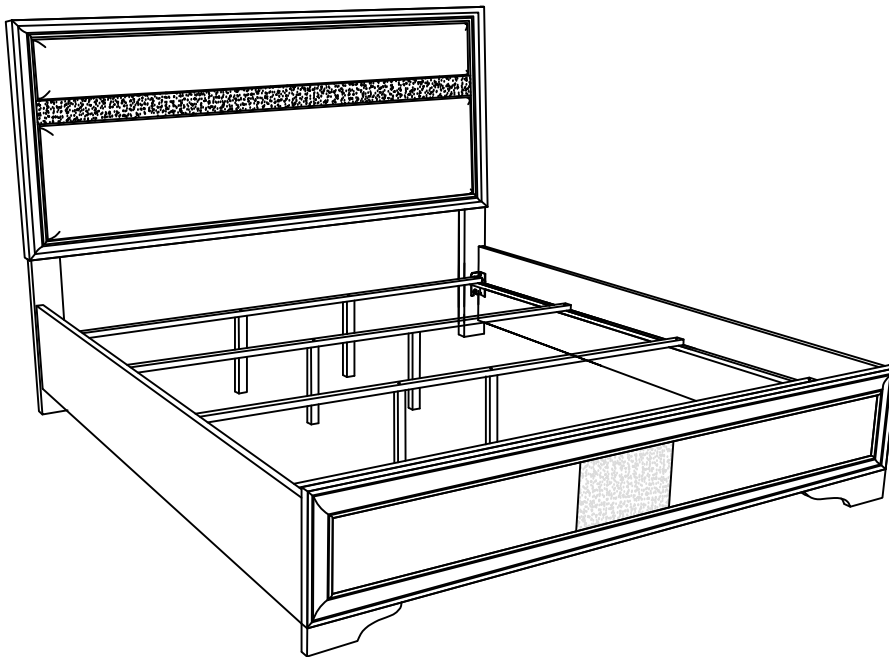


## ASSEMBLY INSTRUCTIONS COASTER FINE FURNITURE



*Fine Furniture for every stage of life*

## **205110KE(B1&B2)** **Eastern King Bed**

# ITEM: 205110KE(B1&B2)



## ASSEMBLY INSTRUCTIONS

### ASSEMBLY TIPS:

1. Remove hardware from box and sort by size.
2. Please check to see that all hardware and parts are present prior to start of assembly.
3. Please follow attached instructions in the same sequence as numbered to assure fast & easy assembly.



### WARNING!

1. Don't attempt to repair or modify parts that are broken or defective. Please contact the store immediately.
2. This product is for home use only and not intended for commercial establishments.



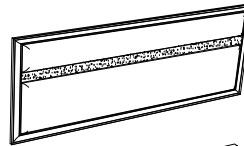
ASSEMBLY TIME

20 MINUTES

## PARTS IDENTIFICATION

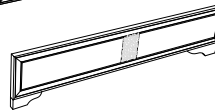
### B1 (BOX 1)

A HEADBOARD PANEL



1PC

B FOOTBOARD



1PC

C LEFT HEADBOARD LEG



1PC

D RIGHT HEADBOARD LEG



1PC

E BED SLAT



4PCS

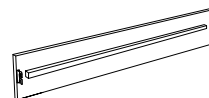
F BED SLAT SUPPORT WITH LEVELER



8PCS

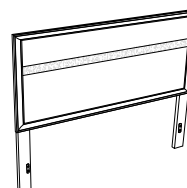
### B2 (BOX 2)

G BED RAIL



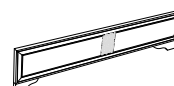
2PCS

HB 205110KE(B1) FROM BOX 1  
HEADBOARD COMPLETE



1PC

B 205110KE(B1) FROM BOX 1  
FOOTBOARD



1PC

# ITEM: 205110KE(B1&B2)



## ASSEMBLY INSTRUCTIONS

### ASSEMBLY TIPS:

1. Remove hardware from box and sort by size.
2. Please check to see that all hardware and parts are present prior to start of assembly.
3. Please follow attached instructions in the same sequence as numbered to assure fast & easy assembly.









### WARNING!

1. Don't attempt to repair or modify parts that are broken or defective. Please contact the store immediately.
2. This product is for home use only and not intended for commercial establishments.

## HARDWARE IDENTIFICATION

### Z-B1(BOX 1) - HARDWARE PACK IS LOCATED IN 205110KE(B1)

1	<b>BOLT</b> (M6 x 30mm - BLK)		6PCS
2	<b>LOCK WASHER</b> (1/4" - BLK)		6PCS
3	<b>FLAT WASHER</b> (1/4" x 13mm - BLK)		6PCS
4	<b>SMALL ALLEN WRENCH</b> (M4 x 65mm - BLK)		1PC
5	<b>BIG ALLEN WRENCH</b> (M5 x 65mm - BLK)		1PC
6	<b>FLAT HEAD SCREW</b> (M4 x 32mm - RBW)		8PCS

### NOTE:

Phillips head screw driver is required in the assembly process; however, manufacturer does not provide this item.

ITEM: **205110KE(B1&B2)**

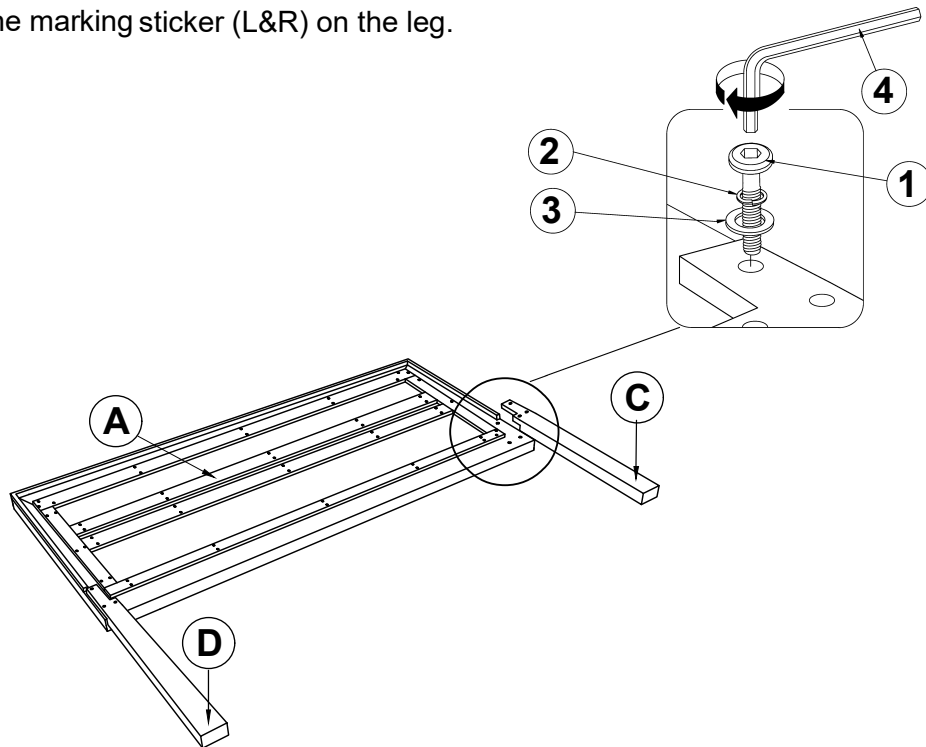


## ASSEMBLY INSTRUCTIONS

### STEP 1

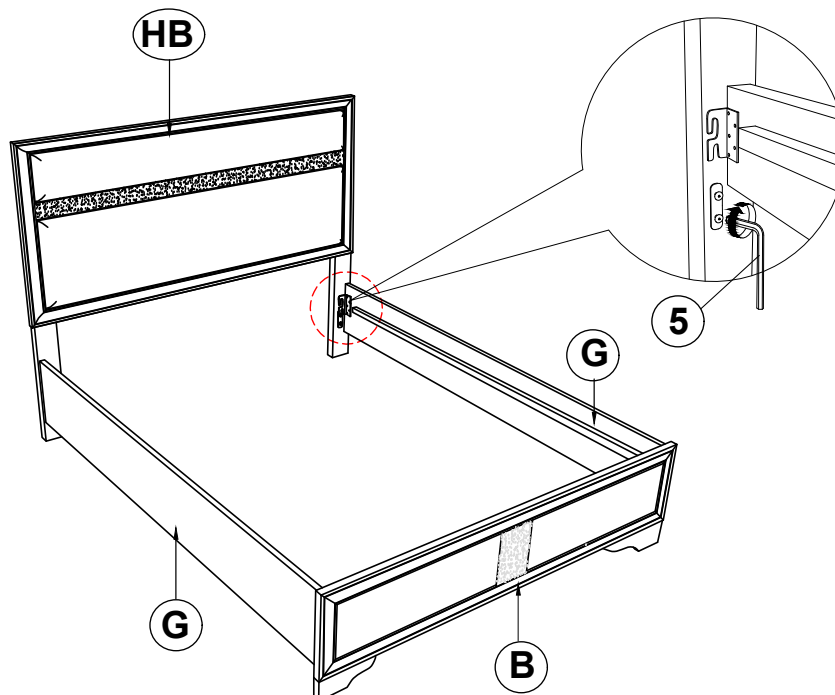
Note : Please put item on soft surface.

Please take note of the marking sticker (L&R) on the leg.



**\*\*BACK VIEW\*\***

### STEP 2

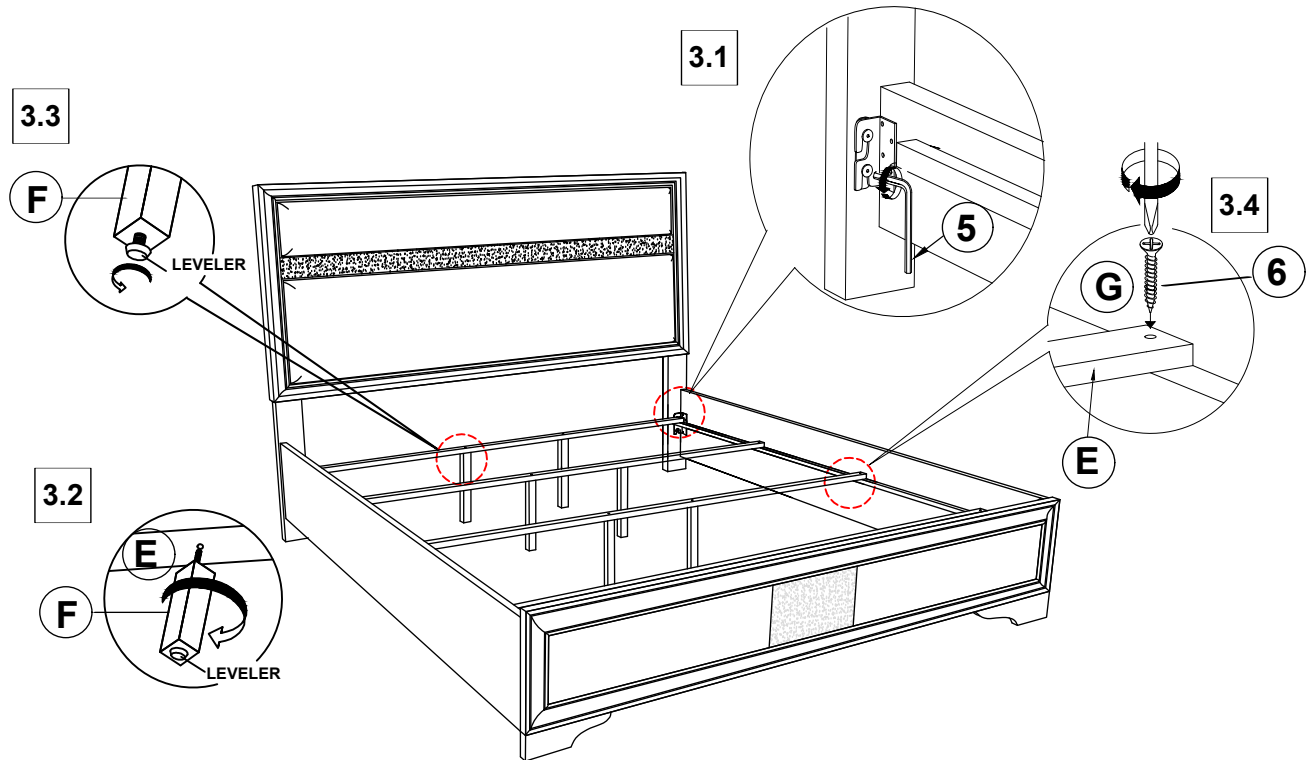


ITEM: **205110KE(B1&B2)**

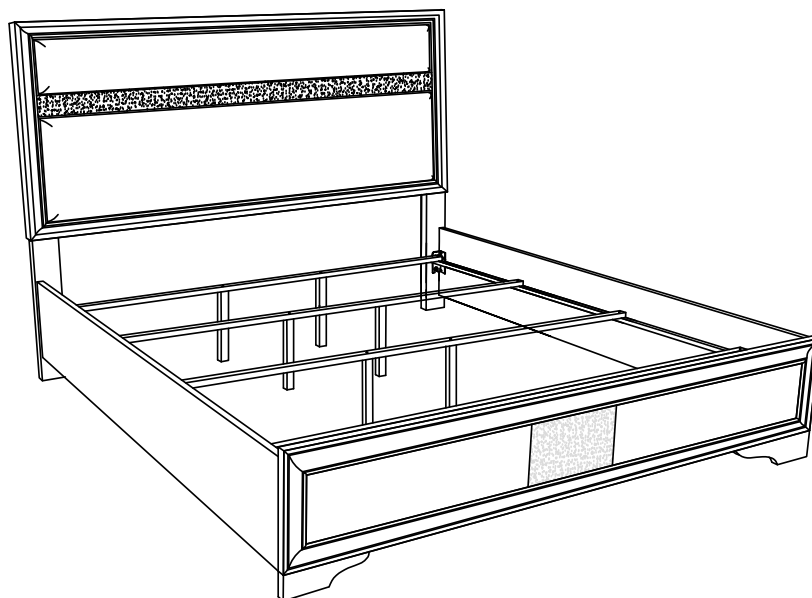


## ASSEMBLY INSTRUCTIONS

### STEP 3



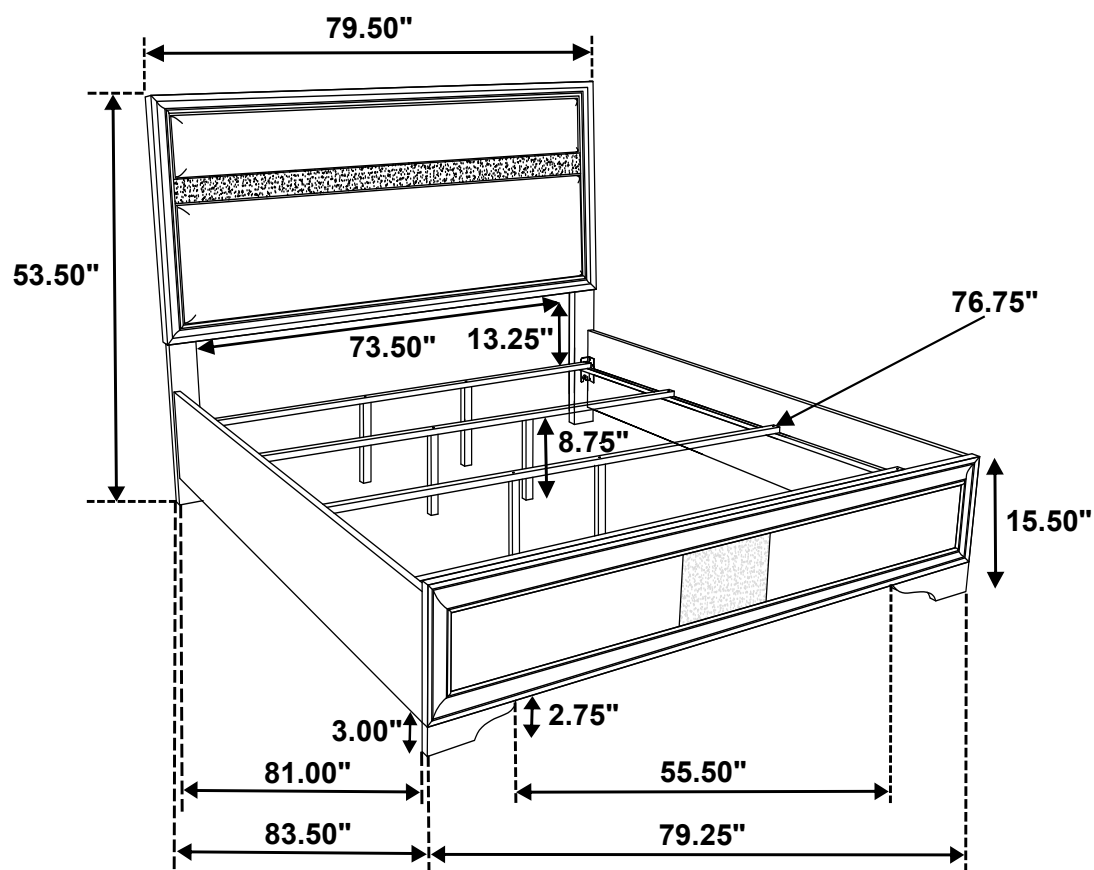
### STEP 4 **COMPLETE**



ITEM: **205110KE(B1&B2)**



Inner Size : 76.75"W x 81.00"D



Note : Dimension tolerance  $\pm 5\%$

## ASSEMBLY INSTRUCTIONS COASTER FINE FURNITURE



*Fine Furniture for every stage of life*

**205112**  
**Nightstand**

REVISION 0 : 08/08/2016  
REVISION 1 : 07/24/2017  
REVISION 2 : 09/04/2018  
REVISION 3 : 10/25/2019

ITEM:205112



## ASSEMBLY INSTRUCTIONS

### ASSEMBLY TIPS:

1. Remove hardware from box and sort by size.
2. Please check to see that all hardware and parts are present prior to start of assembly.
3. Please follow attached instructions in the same sequence as numbered to assure fast & easy assembly.



### WARNING!

1. Don't attempt to repair or modify parts that are broken or defective. Please contact the store immediately.
2. This product is for home use only and not intended for commercial establishments.

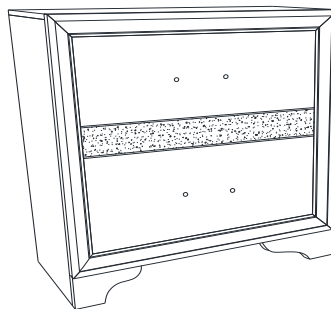


ASSEMBLY TIME

5 MINUTES

## PARTS IDENTIFICATION

A NIGHTSTAND

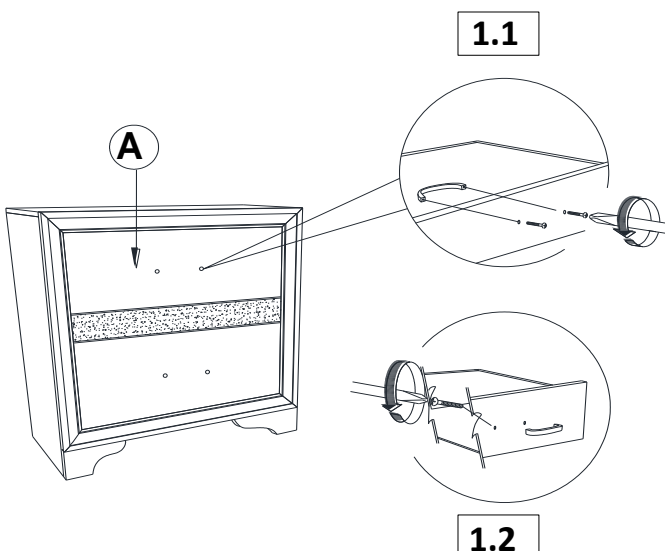


1PC



### NOTE:

Phillips head screw driver is required in the assembly process; however, manufacturer does not provide this item.

## STEP 1



## STEP 2 COMPLETE



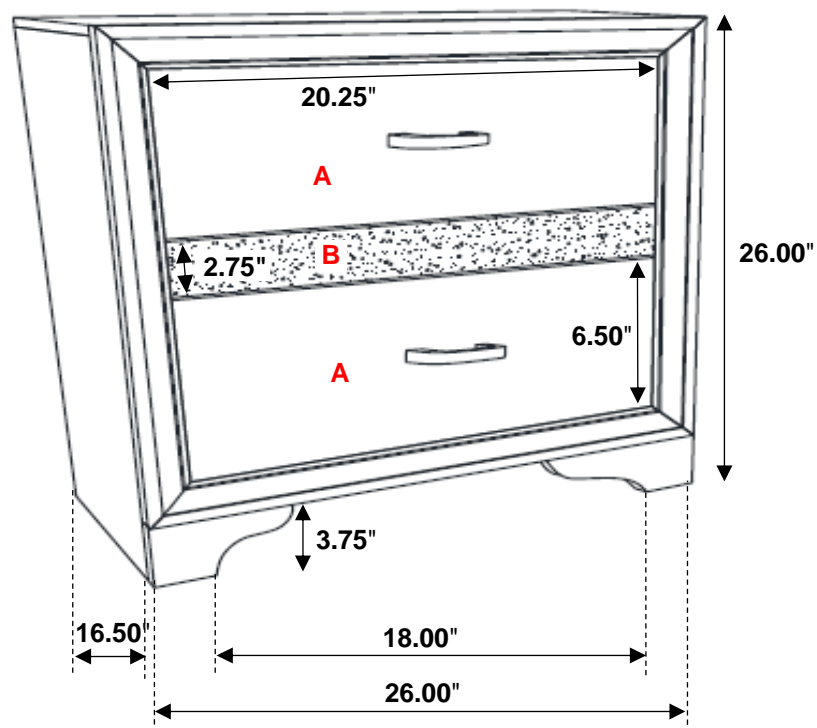


ITEM: **205112**



Inner Size of Drawer A: 18.00"W X 12.50"D X 4.00"H X 0.25"T

Inner Size of Drawer B: 18.00"W X 12.50"D X 1.25"H X 0.25"T



Note: Dimension tolerance  $\pm 5\%$

## ASSEMBLY INSTRUCTIONS COASTER FINE FURNITURE



*Fine Furniture for every stage of life*

**205113**  
***Dresser***

ITEM: **205113**



## ASSEMBLY INSTRUCTIONS

### ASSEMBLY TIPS:

1. Remove hardware from box and sort by size.
2. Please check to see that all hardware and parts are present prior to start of assembly.
3. Please follow attached instructions in the same sequence as numbered to assure fast & easy assembly.



### WARNING!

1. Don't attempt to repair or modify parts that are broken or defective. Please contact the store immediately.
2. This product is for home use only and not intended for commercial establishments.



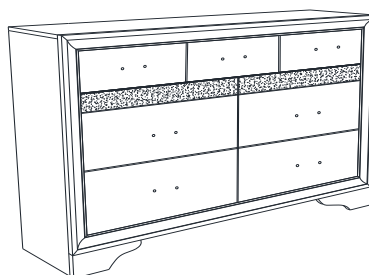
ASSEMBLY TIME

5 MINUTES

## PARTS IDENTIFICATION

A

DRESSER

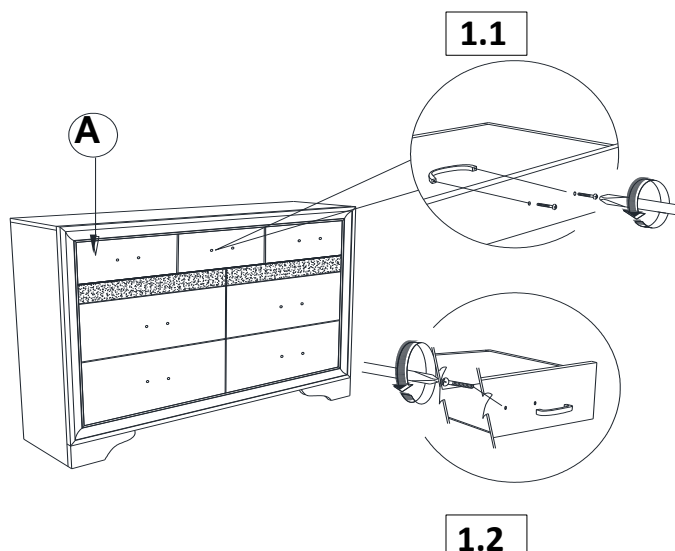


1PC

### NOTE:

Phillips head screw driver is required in the assembly process; however, manufacturer does not provide this item.

## STEP 1



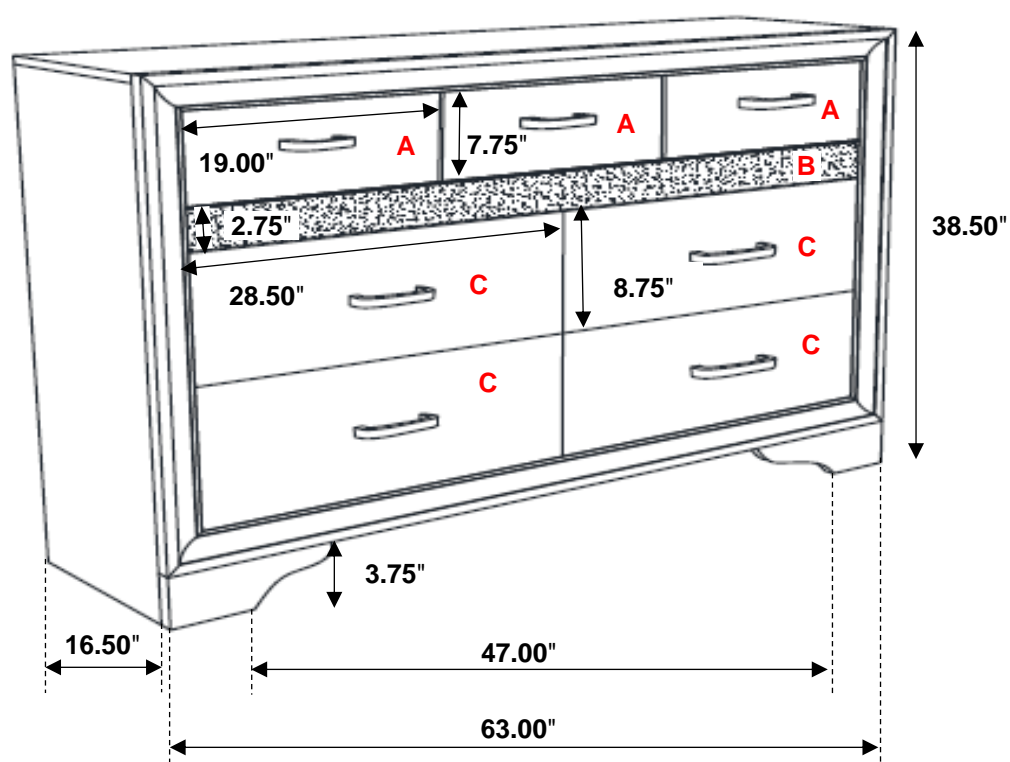
## STEP 2 COMPLETE



ITEM: **205113**



Inner Size of Drawer A: 17.00"W X 12.50"D X 5.00"H X 0.25"T  
Inner Size of Drawer B: 26.00"W X 12.50"D X 1.25"H X 0.25"T  
Inner Size of Drawer C: 26.75" W X 12.50"D X 6.00"H X 0.25"T



Note: Dimension tolerance  $\pm 5\%$

## ASSEMBLY INSTRUCTIONS COASTER FINE FURNITURE



*Fine Furniture for every stage of life*

**205114**  
***Mirror***

ITEM: 205114



ASSEMBLY INSTRUCTIONS

ASSEMBLY TIPS:

- 1. Remove hardware from box and sort by size.
- 2. Please check to see that all hardware and parts are present prior to start of assembly.
- 3. Please follow attached instructions in the same sequence as numbered to assure fast & easy assembly.



WARNING!

- 1. Don't attempt to repair or modify parts that are broken or defective. Please contact the store immediately.
- 2. This product is for home use only and not intended for commercial establishments.




ASSEMBLY TIME

10 MINUTES

PARTS IDENTIFICATION

A


MIRROR



1PC

B

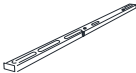
DRESSER  
FROM BOX ITEM  
#205113



1PC

C

MIRROR SUPPORT  
(PACKED WITH MIRROR)




2PCS

HARDWARE IDENTIFICATION

1


SHORT BOLT  
(M6 x 35mm - BLK)



4PCS

2


LONG BOLT  
(M6 x 40mm - BLK)



4PCS

3


LOCK WASHER  
(1/4" - BLK)



8PCS

4


FLAT WASHER  
(1/4"ID x 19mm - BLK)



8PCS

5

ALLEN WRENCH  
(M4 x 60MM - BLK)



1PC

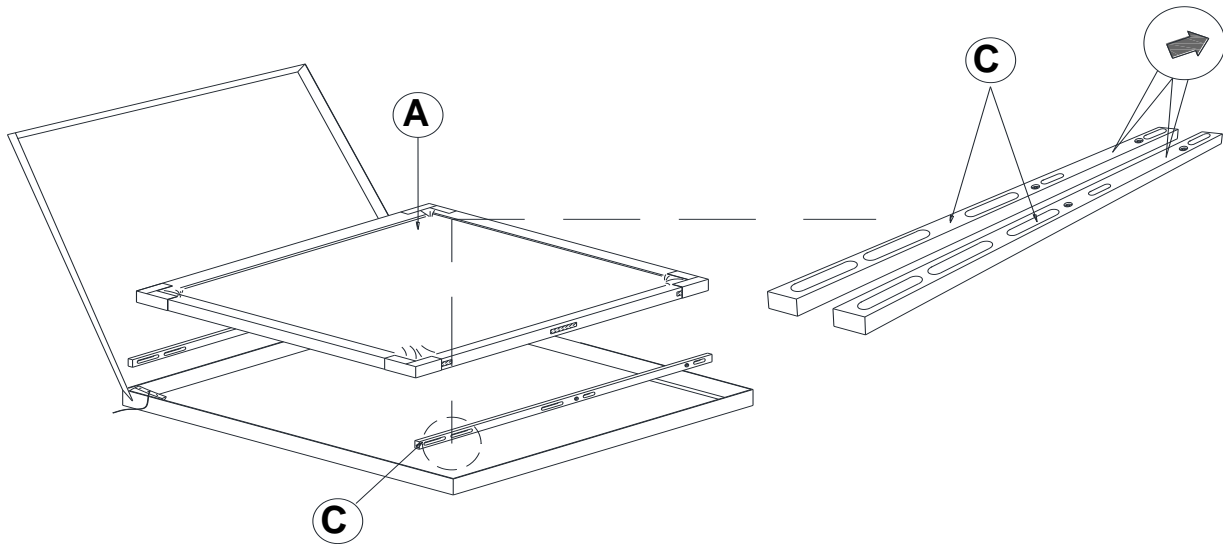
ITEM: **205114**



## ASSEMBLY INSTRUCTIONS

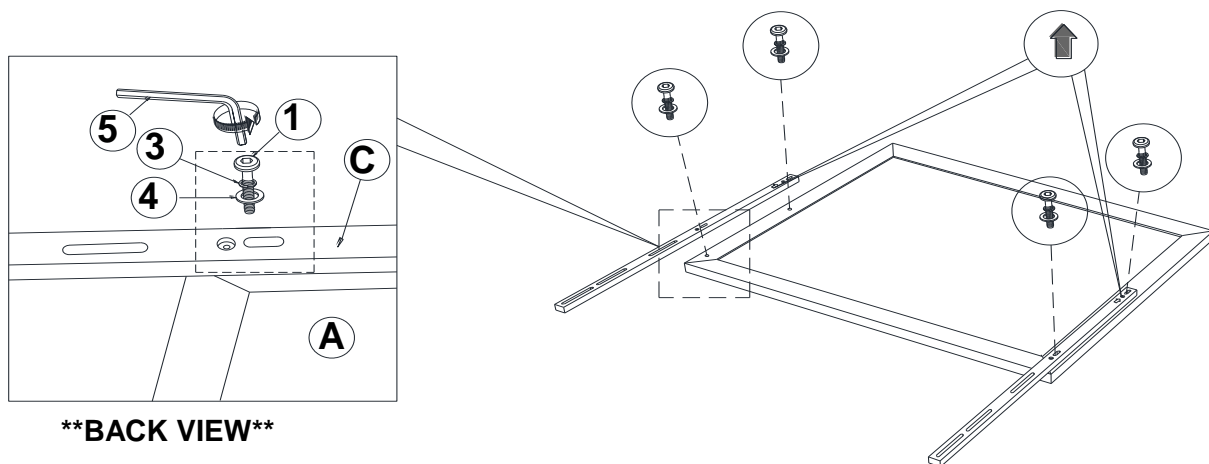
### STEP 1

ARROW MARKING FACE UPWARD



### STEP 2

ARROW MARKING FACE UPWARD



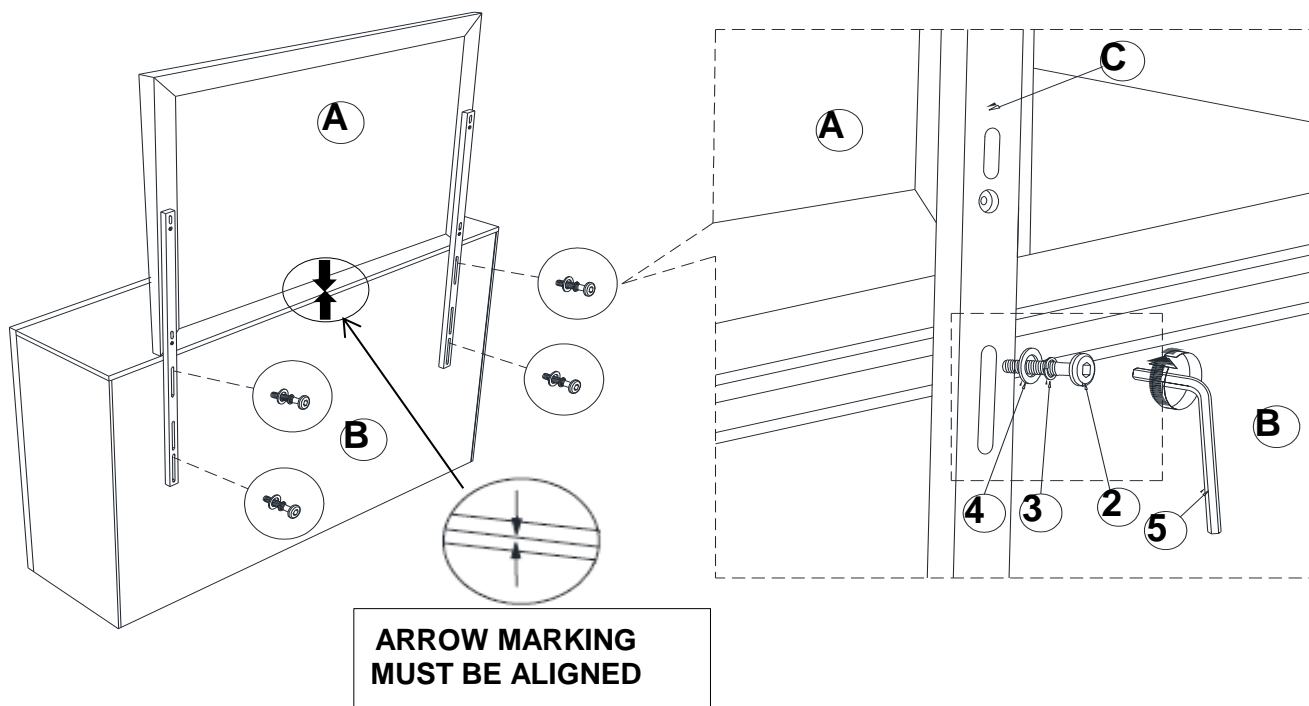
**\*\*BACK VIEW\*\***

ITEM: 205114



## ASSEMBLY INSTRUCTIONS

### STEP 3

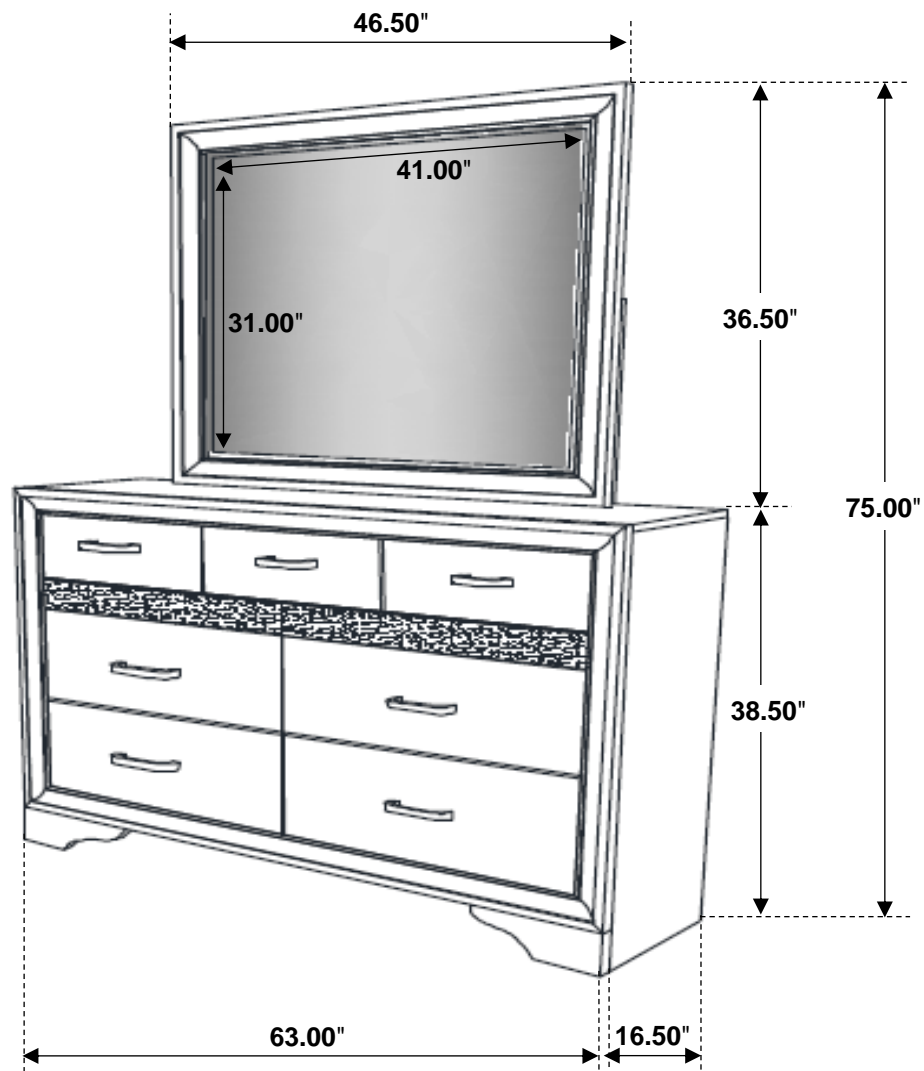


## STEP 4 COMPLETE





ITEM: **205114**



**Note: Dimension tolerance  $\pm 5\%$**