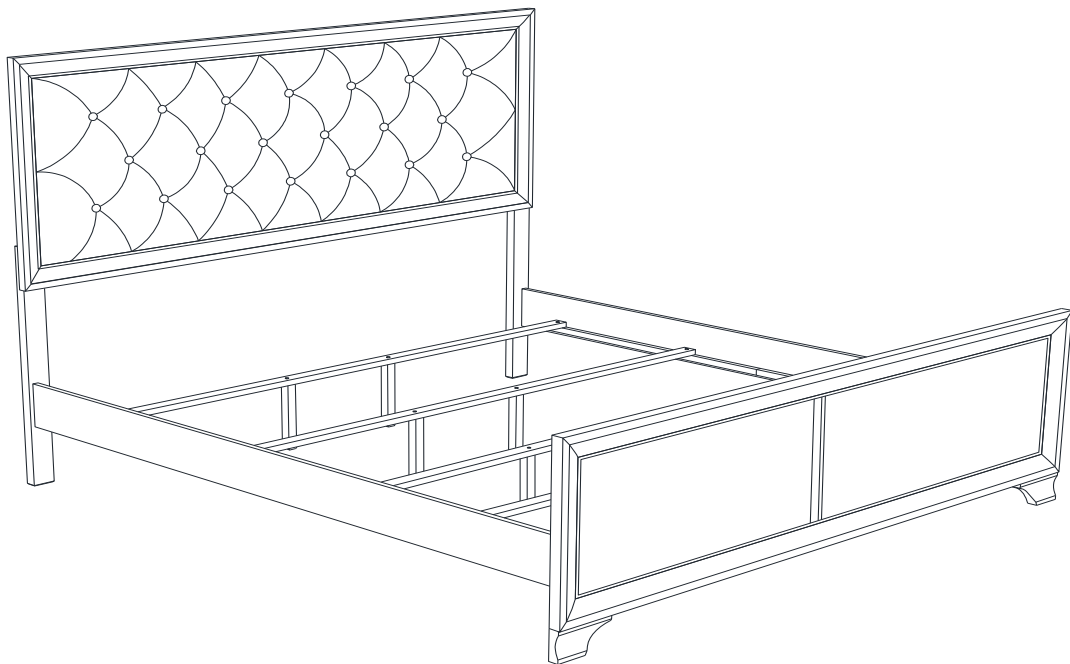


ASSEMBLY INSTRUCTIONS COASTER FINE FURNITURE



Fine Furniture for every stage of life

205291KE (B1&B2) ***Eastern King Bed***

REVISION 0 : 05/10/2017
REVISION 1 : 07/12/2017
REVISION 2 : 02/05/2020

ITEM: 205291KE (B1&B2)



ASSEMBLY INSTRUCTIONS

ASSEMBLY TIPS:

1. Remove hardware from box and sort by size.
2. Please check to see that all hardware and parts are present prior to start of assembly.
3. Please follow attached instructions in the same sequence as numbered to assure fast & easy assembly.



WARNING!

1. Don't attempt to repair or modify parts that are broken or defective. Please contact the store immediately.
2. This product is for home use only and not intended for commercial establishments.

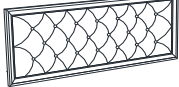
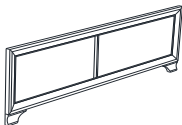
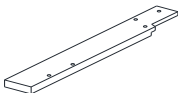
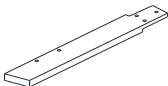




ASSEMBLY TIME


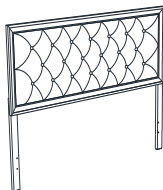
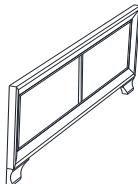
20 MINUTES

PARTS IDENTIFICATION

B1 (BOX 1)

| | | | |
|---|-------------------------------------|---|------|
| A | HEADBOARD PANEL |  | 1PC |
| B | FOOTBOARD |  | 1PC |
| C | RIGHT HEADBOARD LEG |  | 1PC |
| D | LEFT HEADBOARD LEG |  | 1PC |
| E | BED SLAT |  | 4PCS |
| F | BED SLAT SUPPORT WITH LEVELER |  | 8PCS |

B2 (BOX 2)

| | | | |
|----|---|---|------|
| G | BED RAIL |  | 2PCS |
| HB | 205291KE(B1) FROM BOX 1 HEADBOARD COMPLETE |  | 1PC |
| B | 205291KE(B1) FROM BOX 1 FOOTBOARD |  | 1PC |

ITEM: 205291KE (B1&B2)



ASSEMBLY INSTRUCTIONS

ASSEMBLY TIPS:

1. Remove hardware from box and sort by size.
2. Please check to see that all hardware and parts are present prior to start of assembly.
3. Please follow attached instructions in the same sequence as numbered to assure fast & easy assembly.









WARNING!

1. Don't attempt to repair or modify parts that are broken or defective. Please contact the store immediately.
2. This product is for home use only and not intended for commercial establishments.

HARDWARE IDENTIFICATION

Z-B1 (BOX 1) - HARDWARE PACK IS LOCATED IN 205291KE (B1)

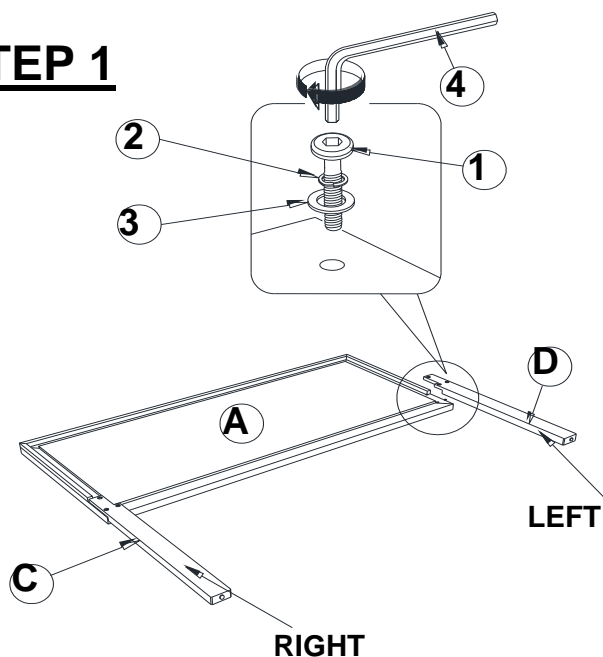
| | | | |
|---|--|---|------|
| 1 | BOLT (M6 x 30mm - BLK) |  | 6PCS |
| 2 | LOCK WASHER (1/4" - BLK) |  | 6PCS |
| 3 | FLAT WASHER (1/4"ID x 13mm - BLK) |  | 6PCS |
| 4 | SMALL ALLEN WRENCH (M4 x 60mm - BLK) |  | 1PC |
| 5 | BIG ALLEN WRENCH (M5 x 65mm - BLK) |  | 1PC |
| 6 | FLAT HEAD SCREW (M4 x 32mm - RBW) |  | 8PCS |

NOTE:

Phillips head screw driver is required in the assembly process; however, manufacturer does not provide this item.

ASSEMBLY INSTRUCTIONS

STEP 1

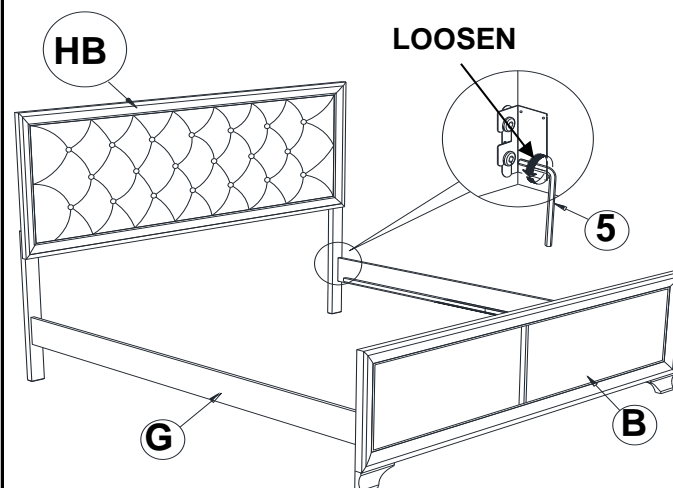


****BACK VIEW****

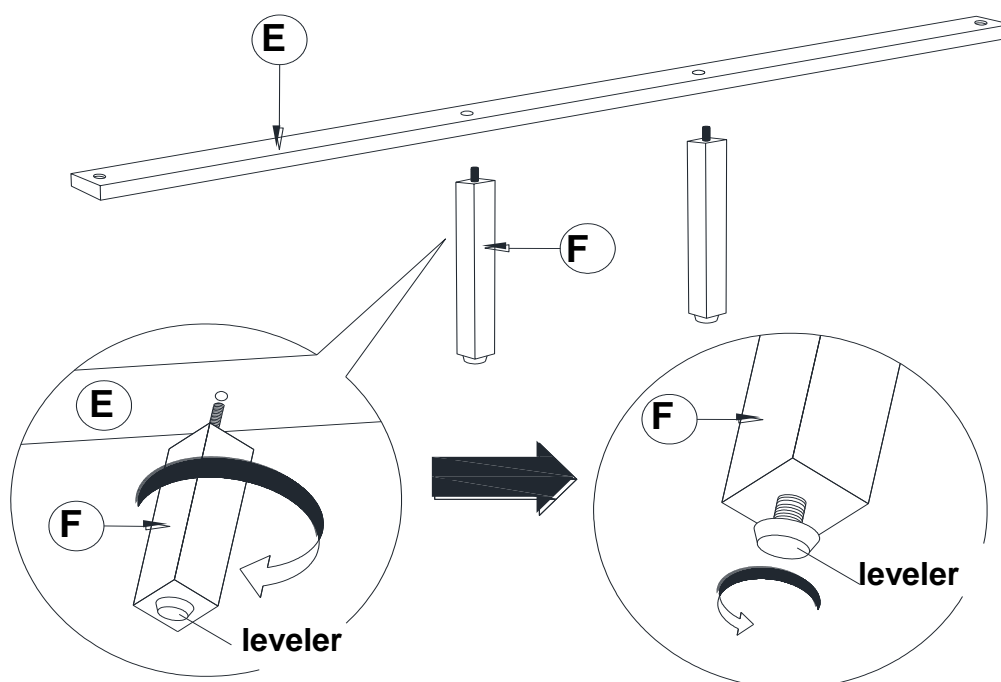
Note : Please put item on soft surface.

Note : Please take note of the marking sticker (L&R) on the leg.

STEP 2



STEP 3

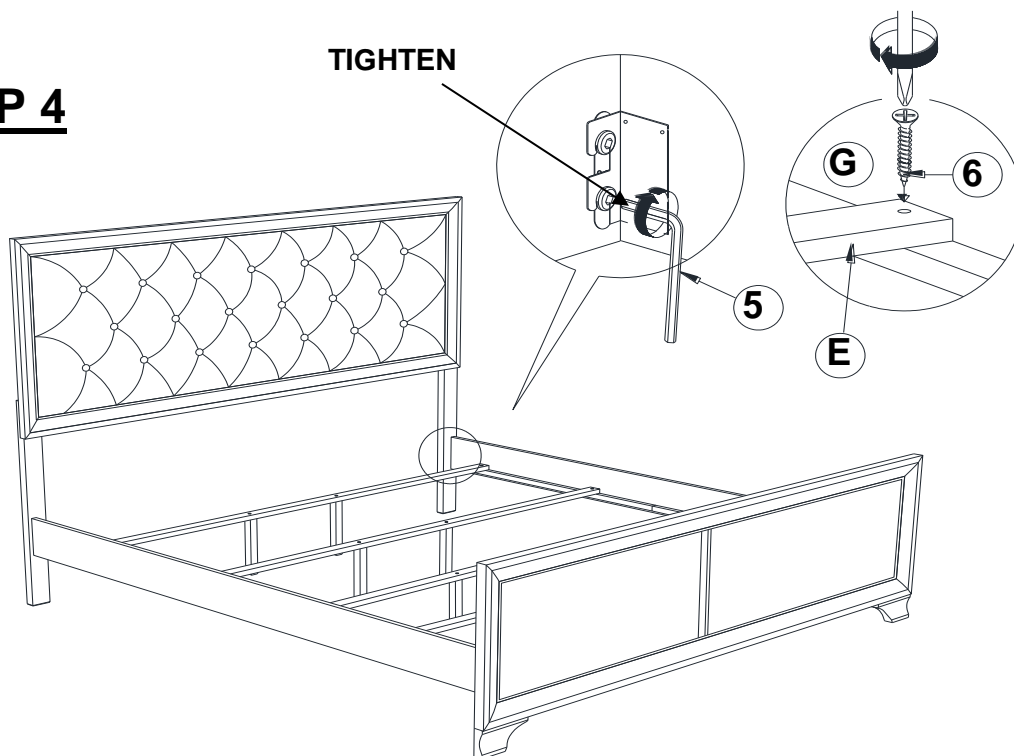


ITEM: **205291KE (B1&B2)**

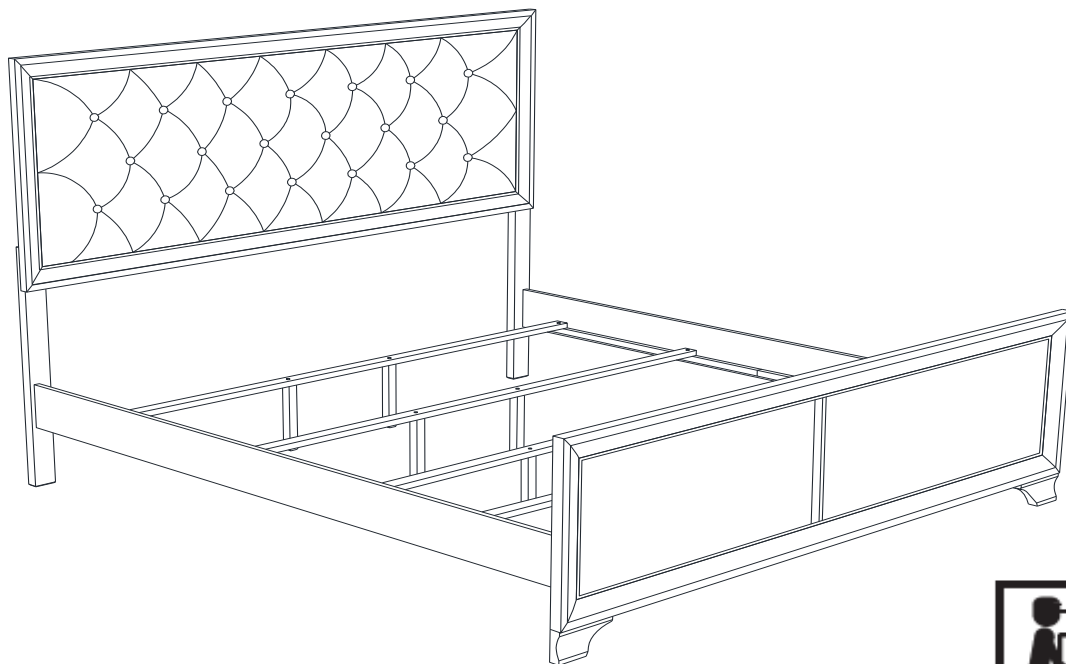


ASSEMBLY INSTRUCTIONS

STEP 4



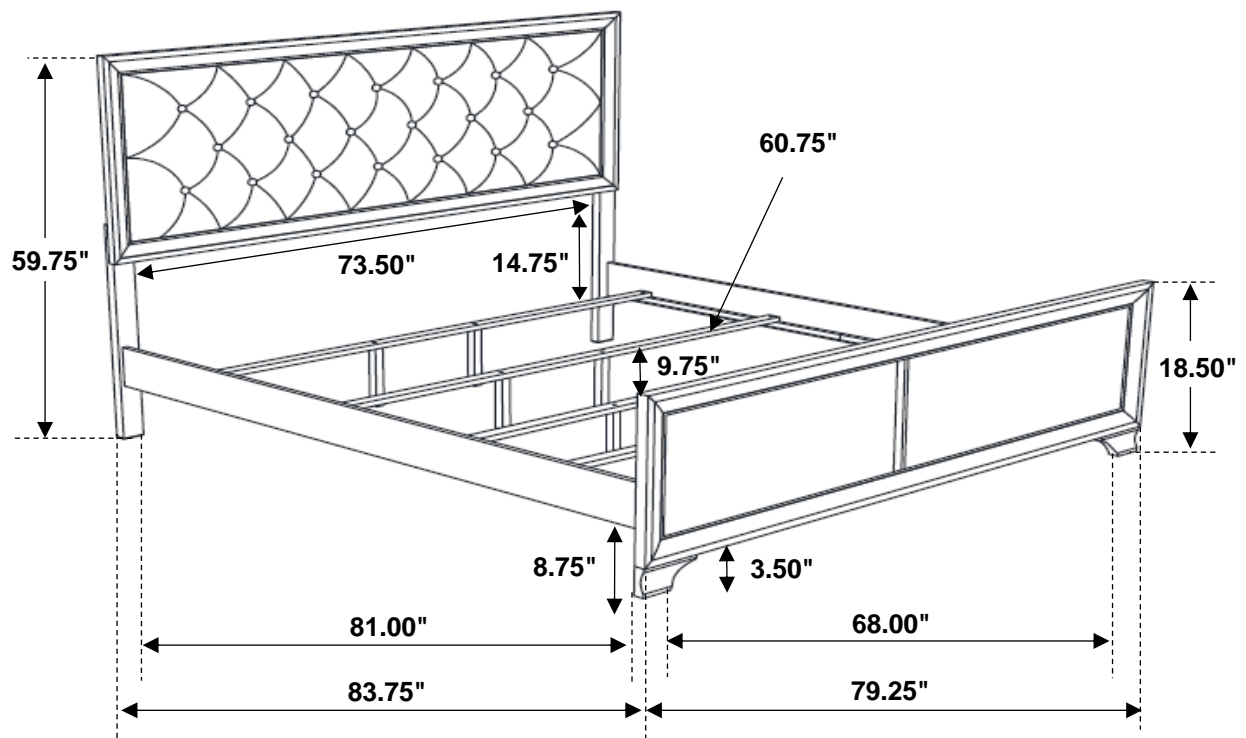
STEP 5 COMPLETE



ITEM: **205291KE (B1&B2)**



Inner Size: 76.75"W X 81.00"D



Note: Dimension tolerance $\pm 5\%$