

ASSEMBLY INSTRUCTIONS COASTER FINE FURNITURE



Fine Furniture for every stage of life

206363
Dresser

ITEM:206363



ASSEMBLY INSTRUCTIONS

ASSEMBLY TIPS:

1. Remove hardware from box and sort by size.
2. Please check to see that all hardware and parts are present prior to start of assembly.
3. Please follow attached instructions in the same sequence as numbered to assure fast & easy assembly.



WARNING!

1. Don't attempt to repair or modify parts that are broken or defective. Please contact the store immediately.
2. This product is for home use only and not intended for commercial establishments.

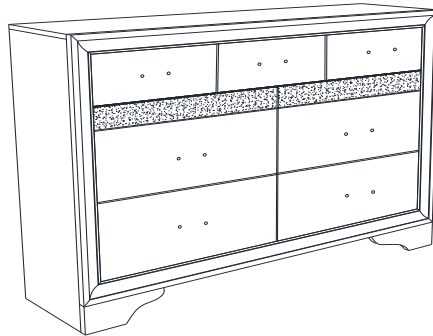


ASSEMBLY TIME

5 MINUTES

PARTS IDENTIFICATION

A DRESSER

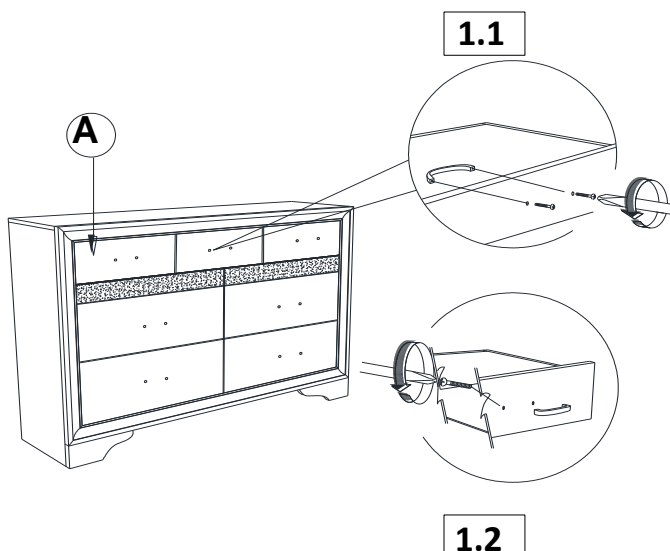


1PC


NOTE:

Phillips head screw driver is required in the assembly process; however, manufacturer does not provide this item.

STEP 1



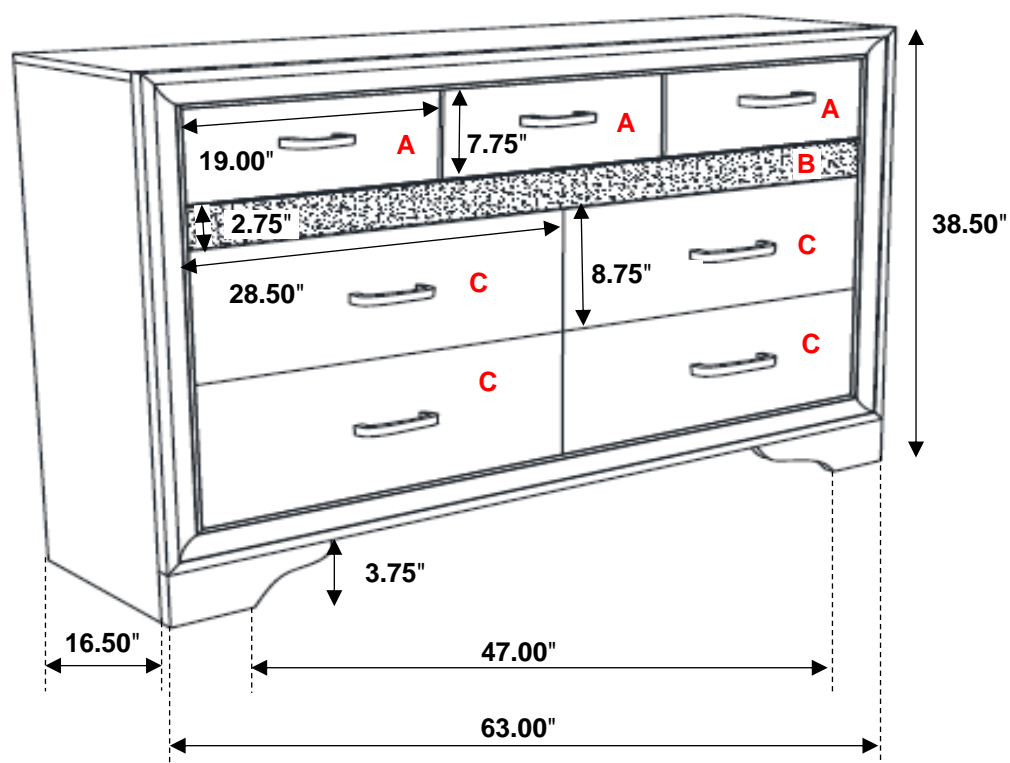
STEP 2 COMPLETE



ITEM: **206363**



Inner Size of Drawer A: 17.00"W X 12.50"D X 5.00"H X 0.25"T
Inner Size of Drawer B: 26.00"W X 12.50"D X 1.25"H X 0.25"T
Inner Size of Drawer C: 26.75" W X 12.50"D X 6.00"H X 0.25"T



Note: Dimension tolerance $\pm 5\%$

ASSEMBLY INSTRUCTIONS COASTER FINE FURNITURE



Fine Furniture for every stage of life

206363
Dresser

ITEM:206363



ASSEMBLY INSTRUCTIONS

ASSEMBLY TIPS:

1. Remove hardware from box and sort by size.
2. Please check to see that all hardware and parts are present prior to start of assembly.
3. Please follow attached instructions in the same sequence as numbered to assure fast & easy assembly.



WARNING!

1. Don't attempt to repair or modify parts that are broken or defective. Please contact the store immediately.
2. This product is for home use only and not intended for commercial establishments.

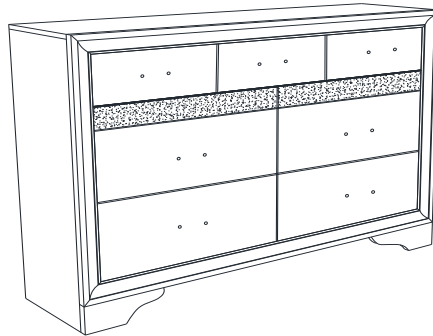


ASSEMBLY TIME

5 MINUTES

PARTS IDENTIFICATION

A DRESSER

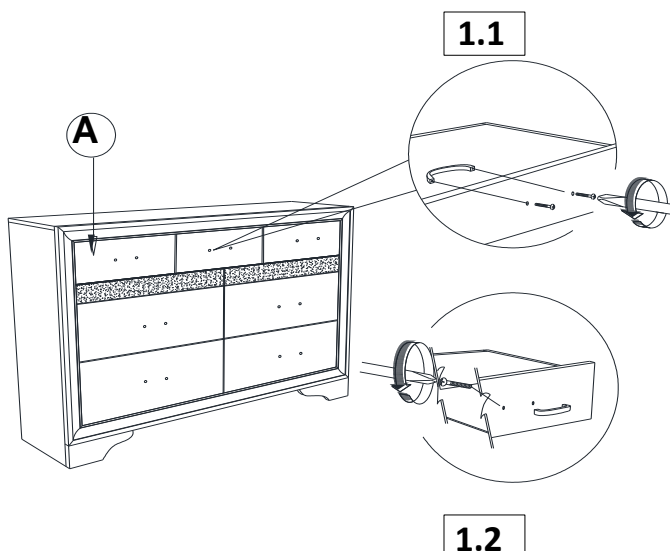


1PC


NOTE:

Phillips head screw driver is required in the assembly process; however, manufacturer does not provide this item.

STEP 1



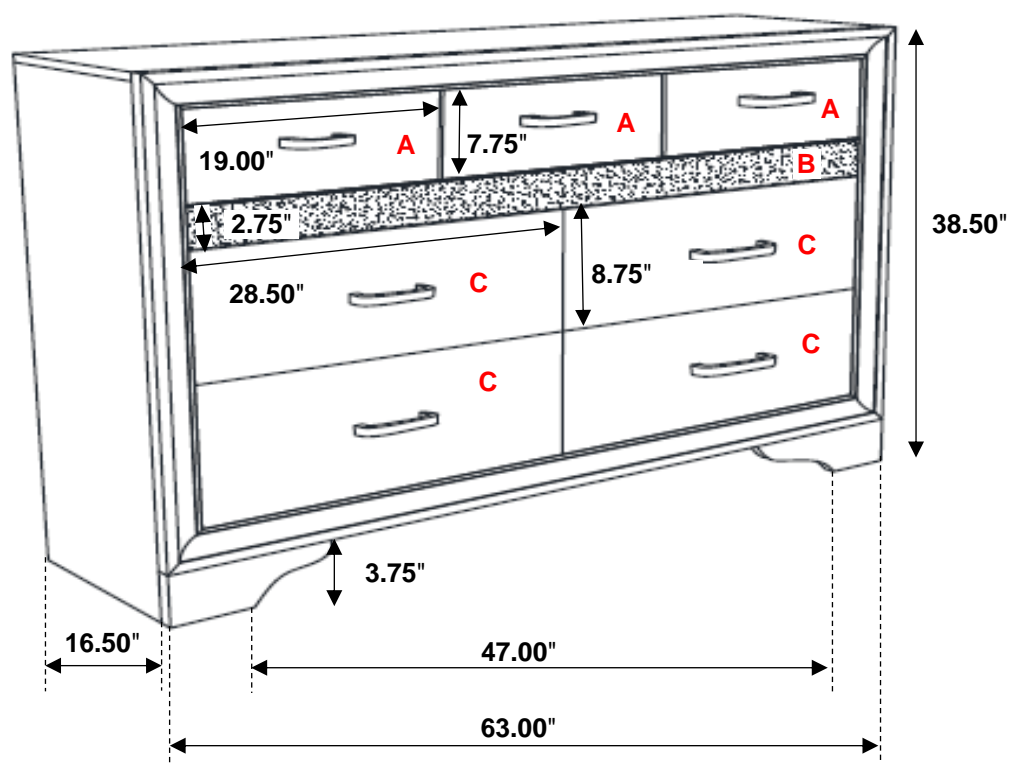
STEP 2 COMPLETE



ITEM: **206363**



Inner Size of Drawer A: 17.00"W X 12.50"D X 5.00"H X 0.25"T
Inner Size of Drawer B: 26.00"W X 12.50"D X 1.25"H X 0.25"T
Inner Size of Drawer C: 26.75" W X 12.50"D X 6.00"H X 0.25"T



Note: Dimension tolerance $\pm 5\%$

ASSEMBLY INSTRUCTIONS COASTER FINE FURNITURE



Fine Furniture for every stage of life

206364
Mirror

ITEM: **206364**



ASSEMBLY INSTRUCTIONS

ASSEMBLY TIPS:

1. Remove hardware from box and sort by size.
2. Please check to see that all hardware and parts are present prior to start of assembly.
3. Please follow attached instructions in the same sequence as numbered to assure fast & easy assembly.



WARNING!

1. Don't attempt to repair or modify parts that are broken or defective. Please contact the store immediately.
2. This product is for home use only and not intended for commercial establishments.




ASSEMBLY TIME

10 MINUTES

PARTS IDENTIFICATION

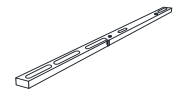
A MIRROR



1PC

C

MIRROR SUPPORT
(PACKED WITH MIRROR)



2PCS

B DRESSER
FROM BOX ITEM
#206363



1PC

HARDWARE IDENTIFICATION

1 SHORT BOLT
(M6 x 35mm - BLK)



4PCS

4

FLAT WASHER
(1/4"ID x 19mm - BLK)



8PCS

2 LONG BOLT
(M6 x 40mm - BLK)



4PCS

5

ALLEN WRENCH
(M4 x 60MM - BLK)



1PC

3 LOCK WASHER
(1/4" - BLK)



8PCS

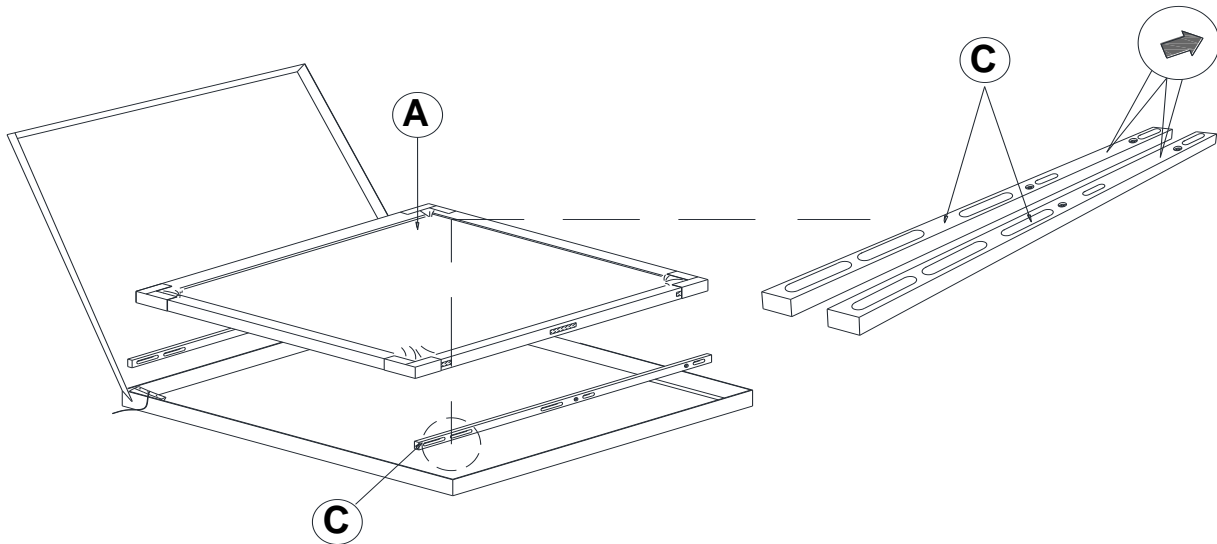
ITEM: **206364**



ASSEMBLY INSTRUCTIONS

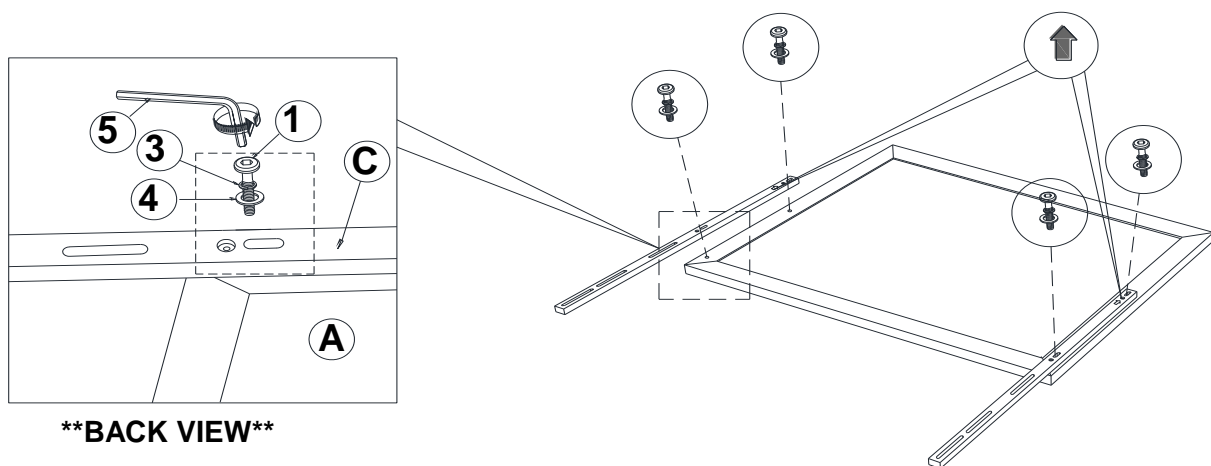
STEP 1

ARROW MARKING FACE UPWARD



STEP 2

ARROW MARKING FACE UPWARD



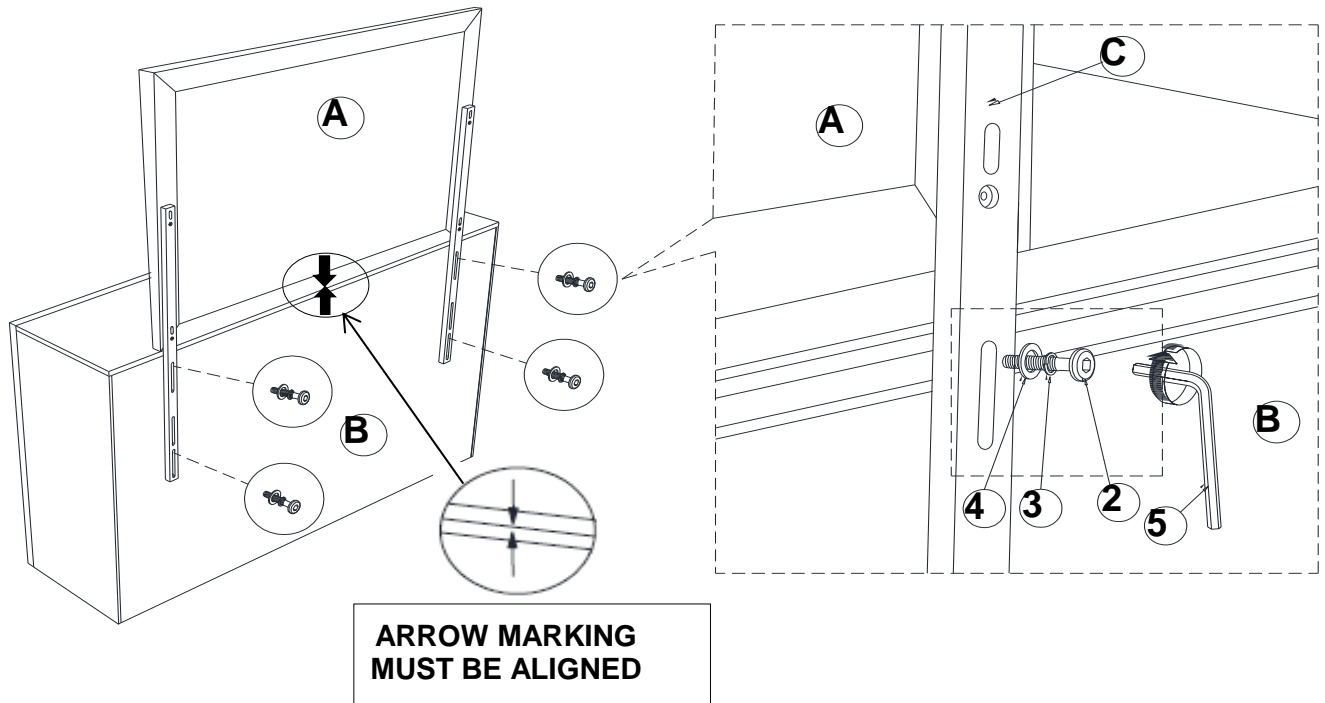
****BACK VIEW****

ITEM: **206364**




ASSEMBLY INSTRUCTIONS

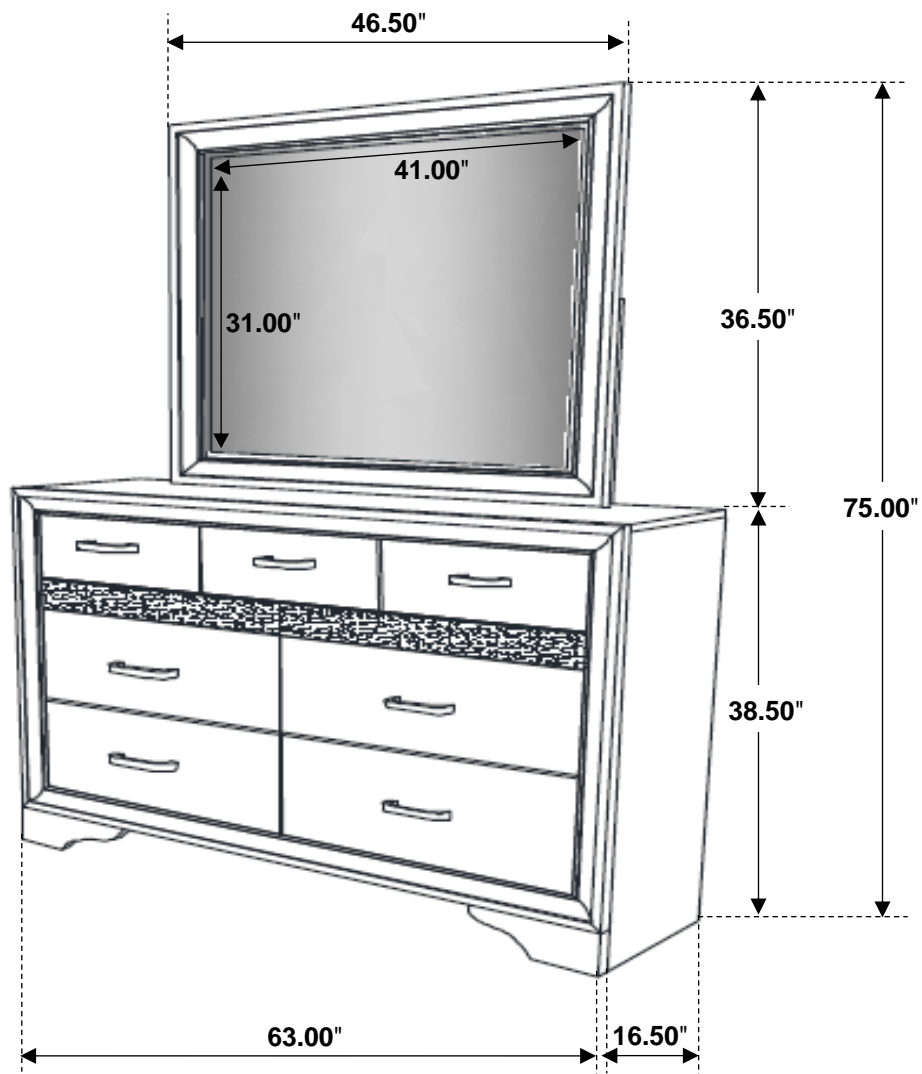
STEP 3



STEP 4 COMPLETE



ITEM: **206364**



Note: Dimension tolerance $\pm 5\%$

ASSEMBLY INSTRUCTIONS COASTER FINE FURNITURE



Fine Furniture for every stage of life

206364
Mirror

ITEM: **206364**



ASSEMBLY INSTRUCTIONS

ASSEMBLY TIPS:

1. Remove hardware from box and sort by size.
2. Please check to see that all hardware and parts are present prior to start of assembly.
3. Please follow attached instructions in the same sequence as numbered to assure fast & easy assembly.



WARNING!

1. Don't attempt to repair or modify parts that are broken or defective. Please contact the store immediately.
2. This product is for home use only and not intended for commercial establishments.




ASSEMBLY TIME

10 MINUTES

PARTS IDENTIFICATION

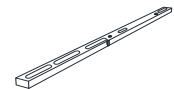
A MIRROR



1PC

C

MIRROR SUPPORT
(PACKED WITH MIRROR)



2PCS

B DRESSER
FROM BOX ITEM
#206363



1PC

HARDWARE IDENTIFICATION

1 SHORT BOLT
(M6 x 35mm - BLK)



4PCS

2 LONG BOLT
(M6 x 40mm - BLK)



4PCS

3 LOCK WASHER
(1/4" - BLK)



8PCS

4 FLAT WASHER
(1/4"ID x 19mm - BLK)



8PCS

5 ALLEN WRENCH
(M4 x 60MM - BLK)



1PC

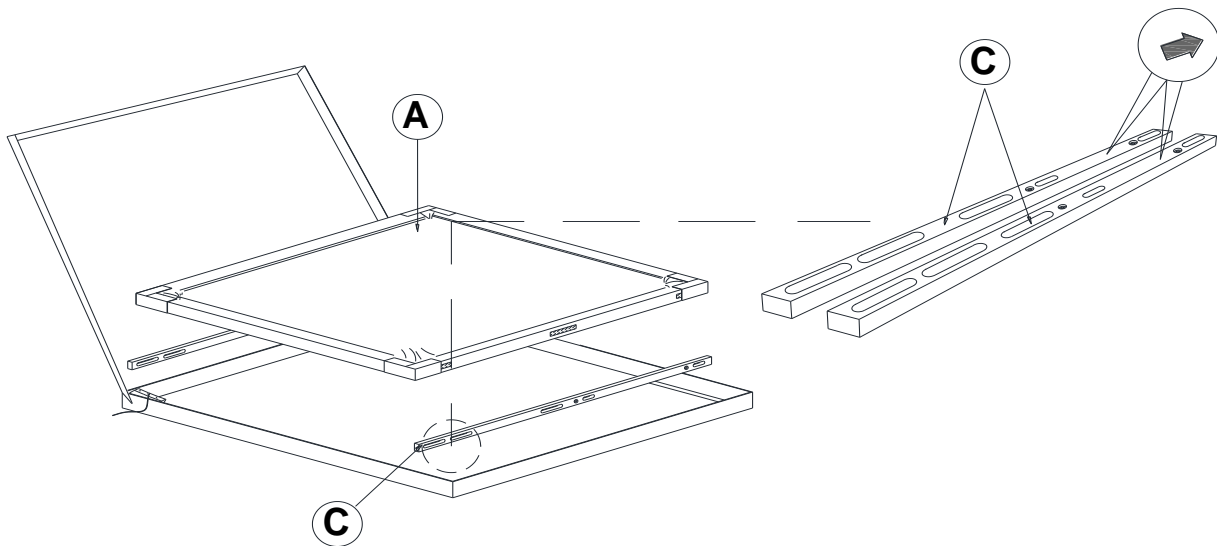
ITEM: **206364**



ASSEMBLY INSTRUCTIONS

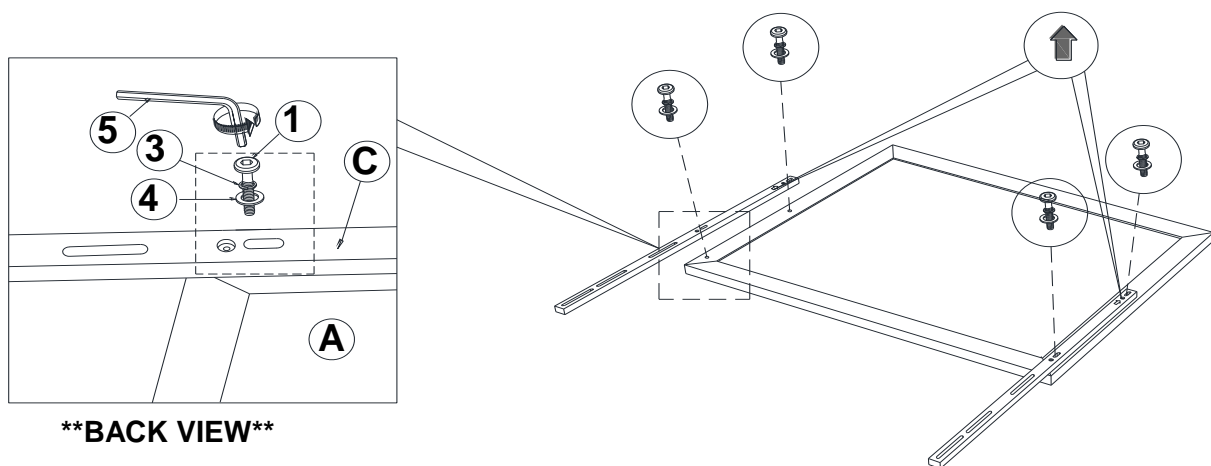
STEP 1

ARROW MARKING FACE UPWARD



STEP 2

ARROW MARKING FACE UPWARD



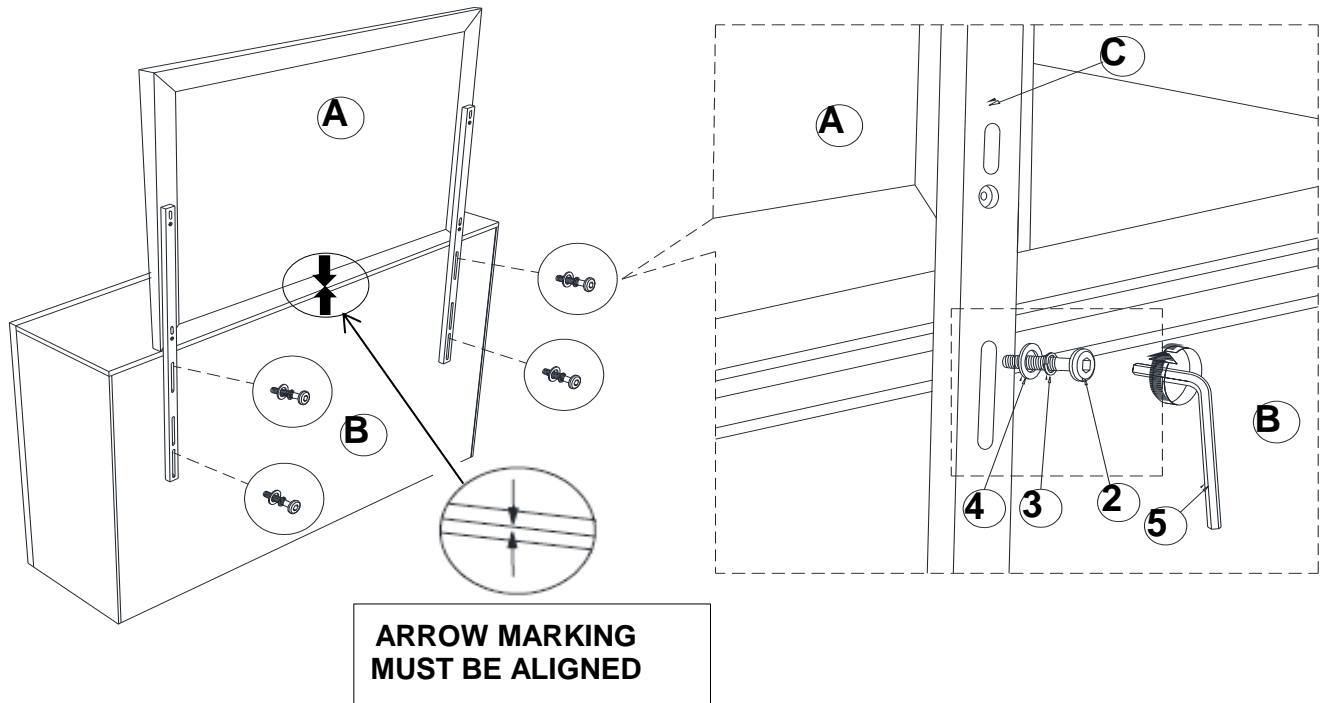
****BACK VIEW****

ITEM: **206364**



ASSEMBLY INSTRUCTIONS

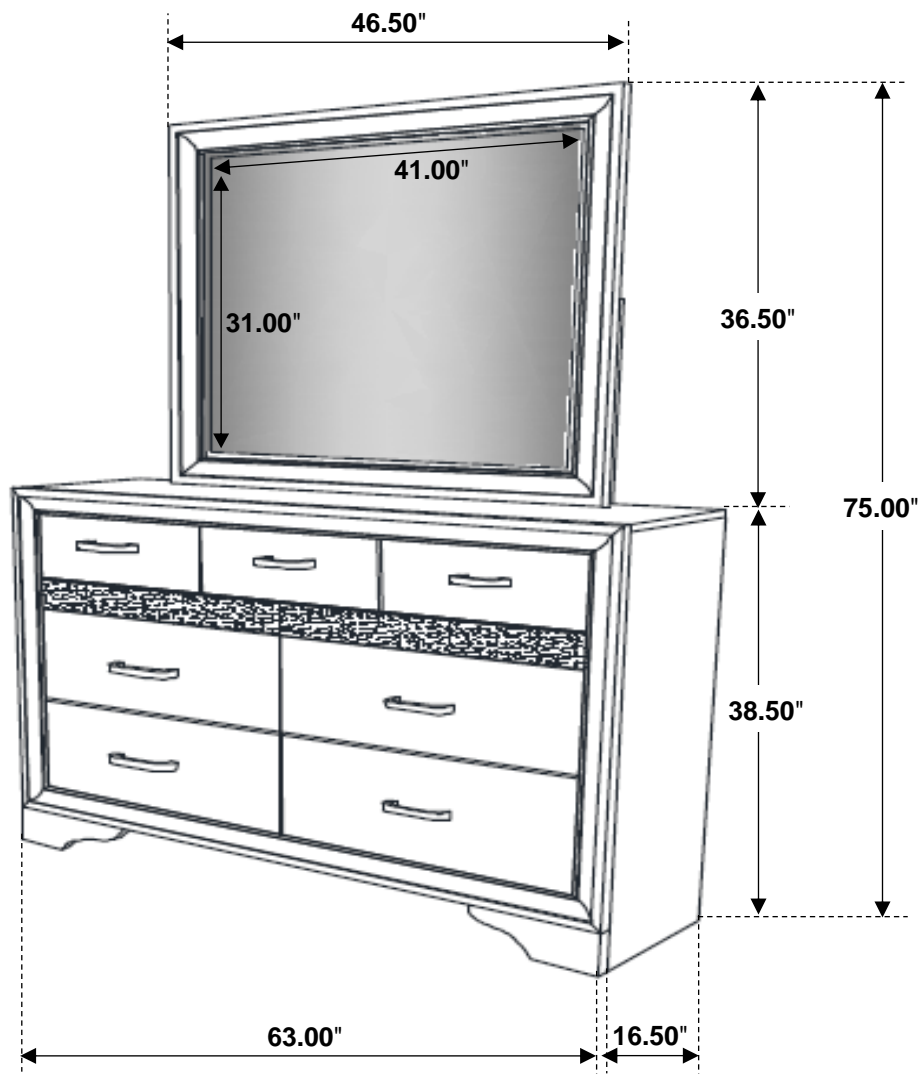
STEP 3



STEP 4 COMPLETE



ITEM: **206364**



Note: Dimension tolerance $\pm 5\%$