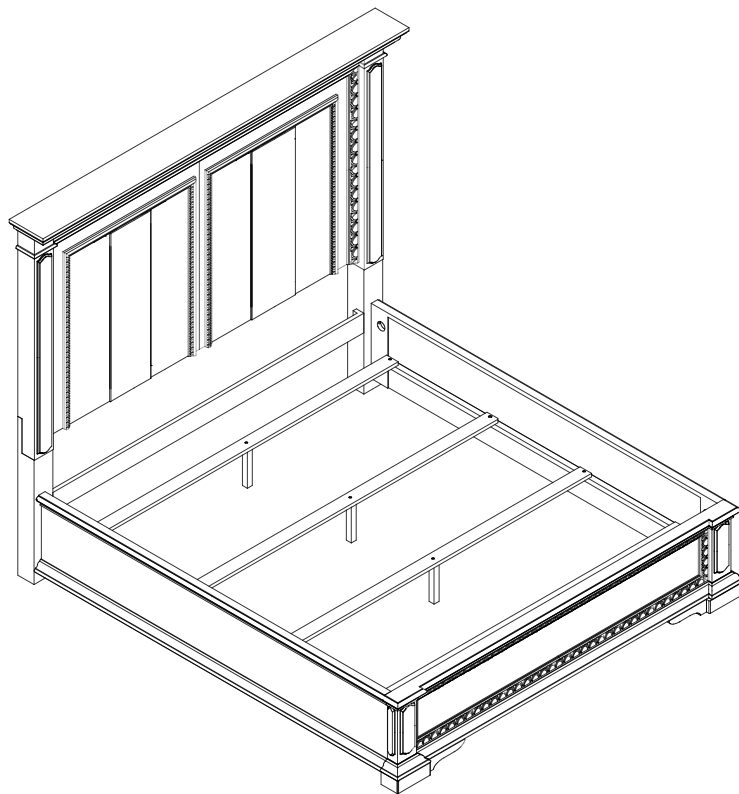


*ASSEMBLY INSTRUCTIONS*  
*COASTER FINE FURNITURE*



*Fine Furniture for every stage of life*

**215871Q(B1-B3)**  
***Queen Bed***

# ITEM: 215871Q (B1-B3)

## ASSEMBLY INSTRUCTIONS

### ASSEMBLY TIPS:

1. Remove hardware from box and sort by size.
2. Please check to see that all hardware and parts are present prior to start of assembly.
3. Please follow attached instructions in the same sequence as numbered to assure fast & easy assembly.



### WARNING!

1. Don't attempt to repair or modify parts that are broken or defective. Please contact the store immediately.
2. This product is for home use only and not intended for commercial establishments.



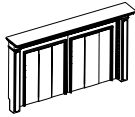
ASSEMBLY TIME

30 MINUTES

## PARTS IDENTIFICATION


### B1 (BOX 1)

A HEADBOARD  
PANEL




1PC

C LEFT  
HEADBOARD LEG



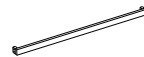
1PC

B RIGHT  
HEADBOARD LEG



1PC

D HEADBOARD  
BOTTOM RAIL



1PC

### B2 (BOX 2)

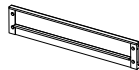
E FOOTBOARD



1PC

### B3 (BOX 3)

F BED RAIL



2PCS

H BED SLAT SUPPORT  
WITH LEVELER



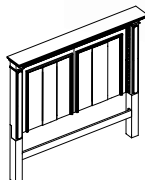
4PCS

G BED SLAT



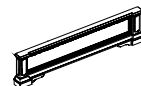
4PCS

HB 215871Q (B1)  
FROM BOX 1  
HEADBOARD  
COMPLETE



1PC

E 215871Q (B2)  
FROM BOX 2  
FOOTBOARD



1PC

### NOTE:

Phillips head screw driver is required in the assembly process; however, manufacturer does not provide this item.

# ITEM: 215871Q (B1-B3)



## ASSEMBLY INSTRUCTIONS

### ASSEMBLY TIPS:

1. Remove hardware from box and sort by size.
2. Please check to see that all hardware and parts are present prior to start of assembly.
3. Please follow attached instructions in the same sequence as numbered to assure fast & easy assembly.

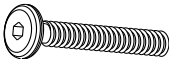





### WARNING!






1. Don't attempt to repair or modify parts that are broken or defective. Please contact the store immediately.
2. This product is for home use only and not intended for commercial establishments.

## HARDWARE IDENTIFICATION

### Z-B1(BOX 1) - HARDWARE PACK IS LOCATED IN 215871Q(B1)

1	<b>BOLT</b> (Ø5/16" x 45MM - RBW)		14PCS	3	<b>FLAT WASHER</b> (Ø5/16" - RBW)		14PCS
2	<b>LOCK WASHER</b> (Ø5/16" - RBW)		14PCS	4	<b>ALLEN WRENCH</b> (4MMx60MM - RBW)		1PC

### Z-B3(BOX 3) - HARDWARE PACK IS LOCATED IN 215871Q(B3)

5	<b>THREADED BOLT</b> (Ø5/16" x 90MM - RBW)		8PCS	8	<b>WRENCH</b> (12MM - RBW)		1PC
6	<b>HALF ROUND NUT</b> (Ø5/16" - RBW)		8PCS	9	<b>FLAT HEAD SCREW</b> (Ø4 x 30MM - RBW)		8PCS
7	<b>HEX NUT</b> (Ø5/16" x 12MM - RBW)		8PCS				

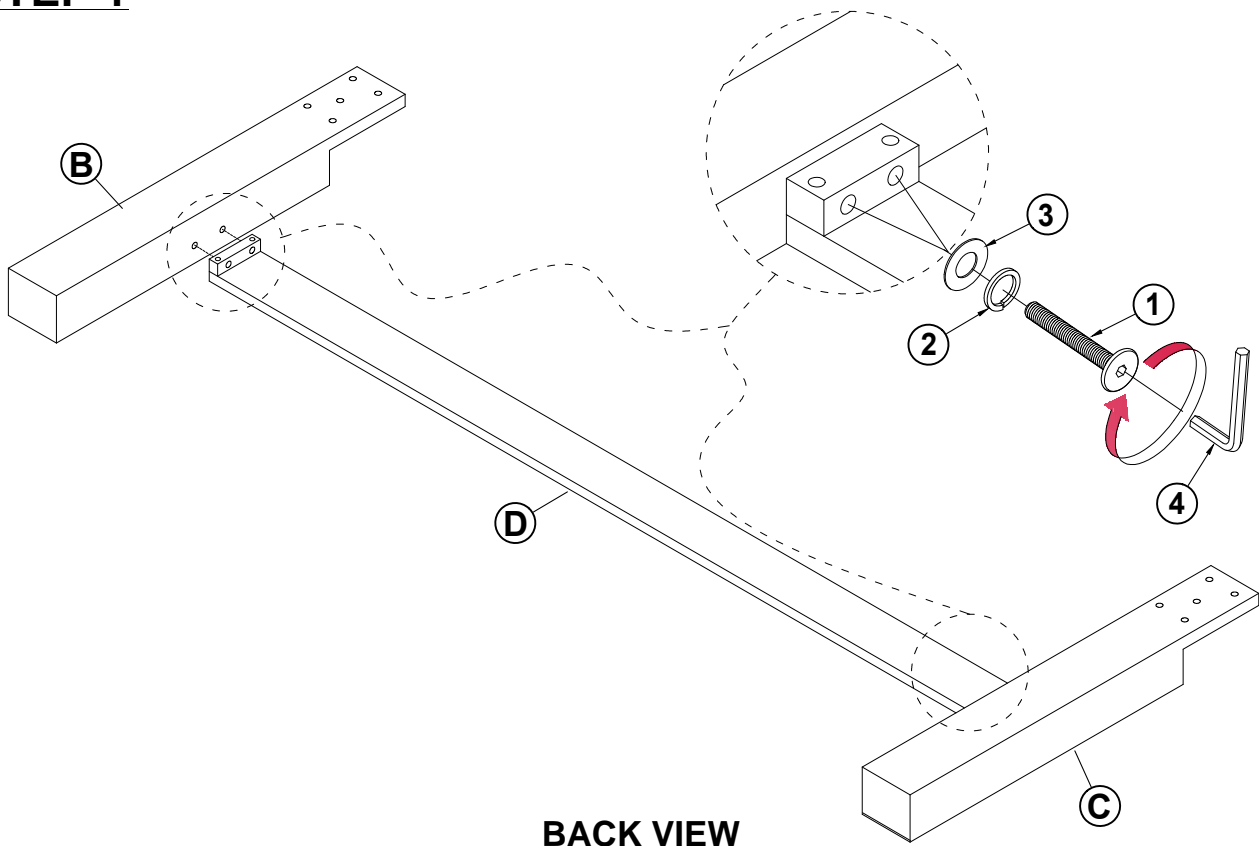
### NOTE:

Phillips head screw driver is required in the assembly process; however, manufacturer does not provide this item.

# ITEM: 215871Q (B1-B3)

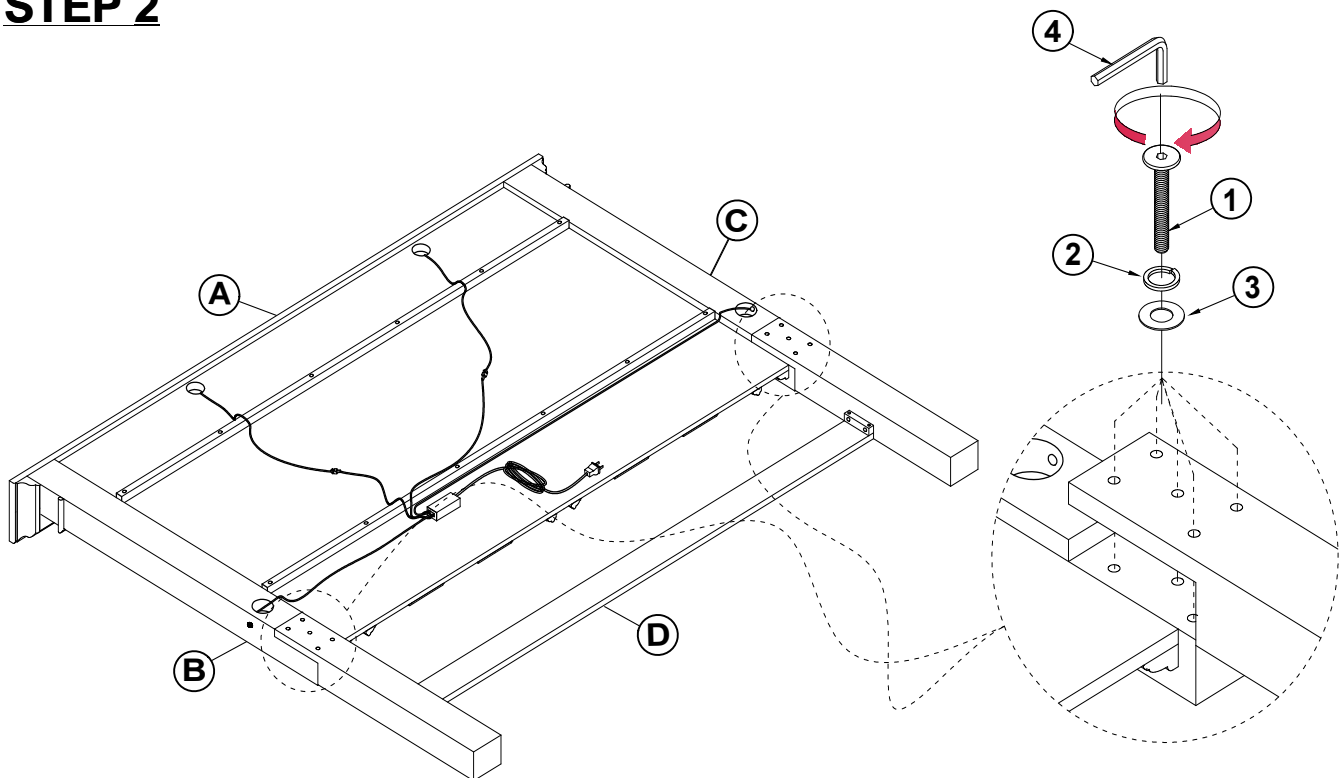
## ASSEMBLY INSTRUCTIONS

### STEP 1



BACK VIEW

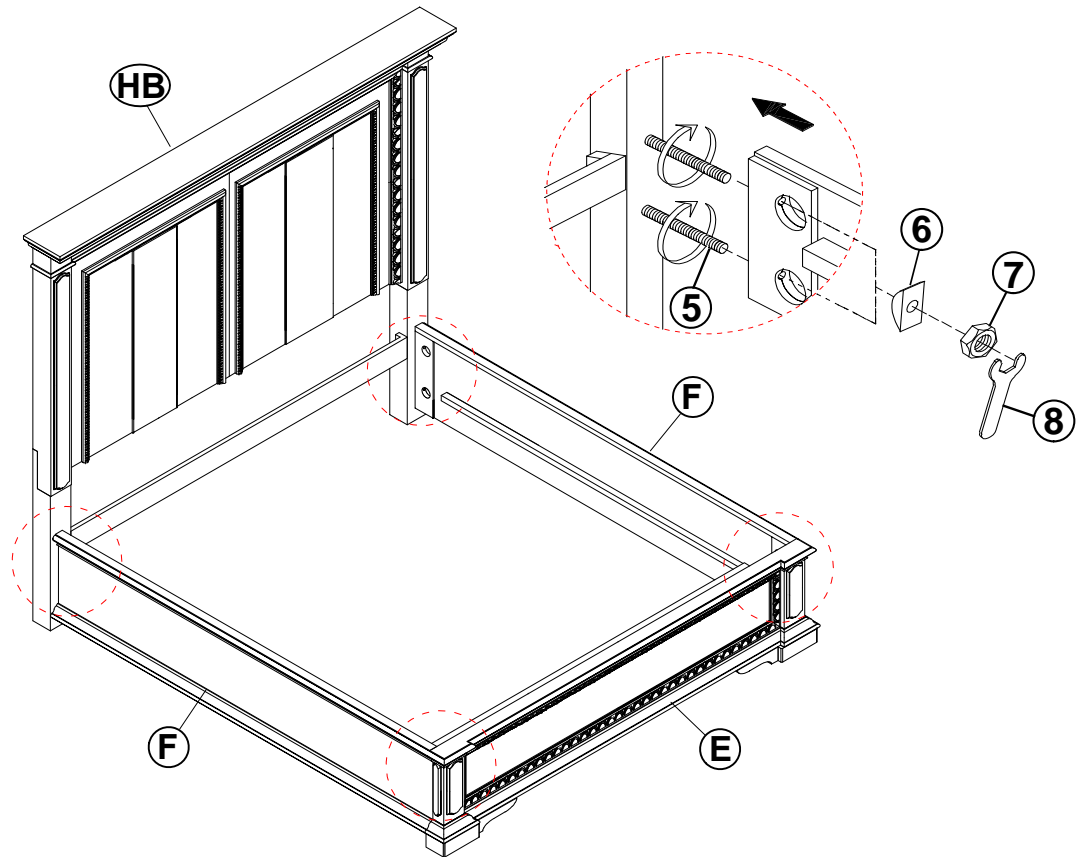
### STEP 2



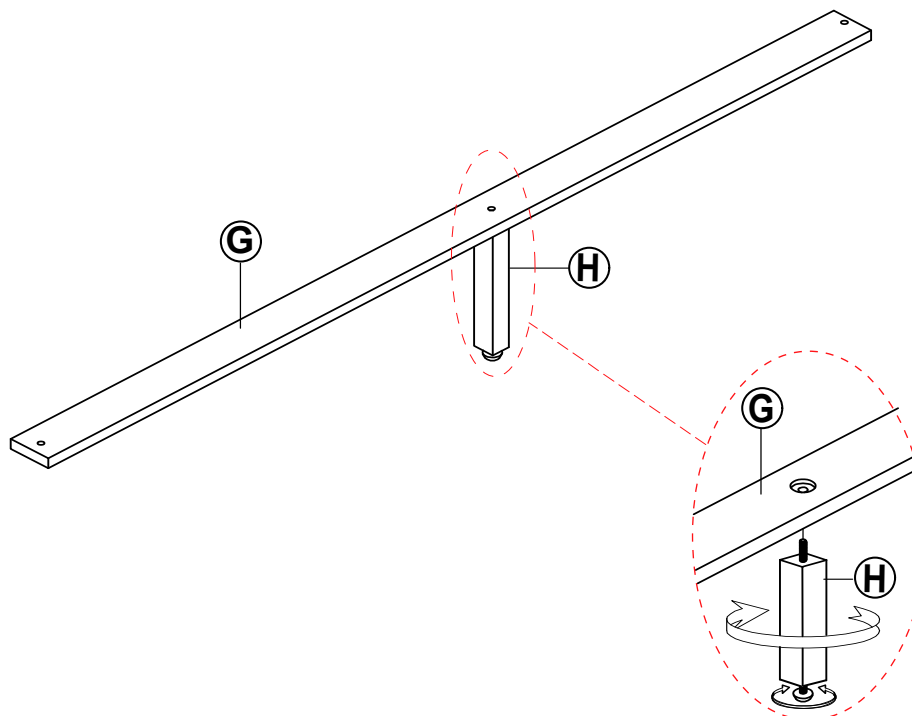
ITEM: **215871Q (B1-B3)**

**ASSEMBLY INSTRUCTIONS**

**STEP 3**



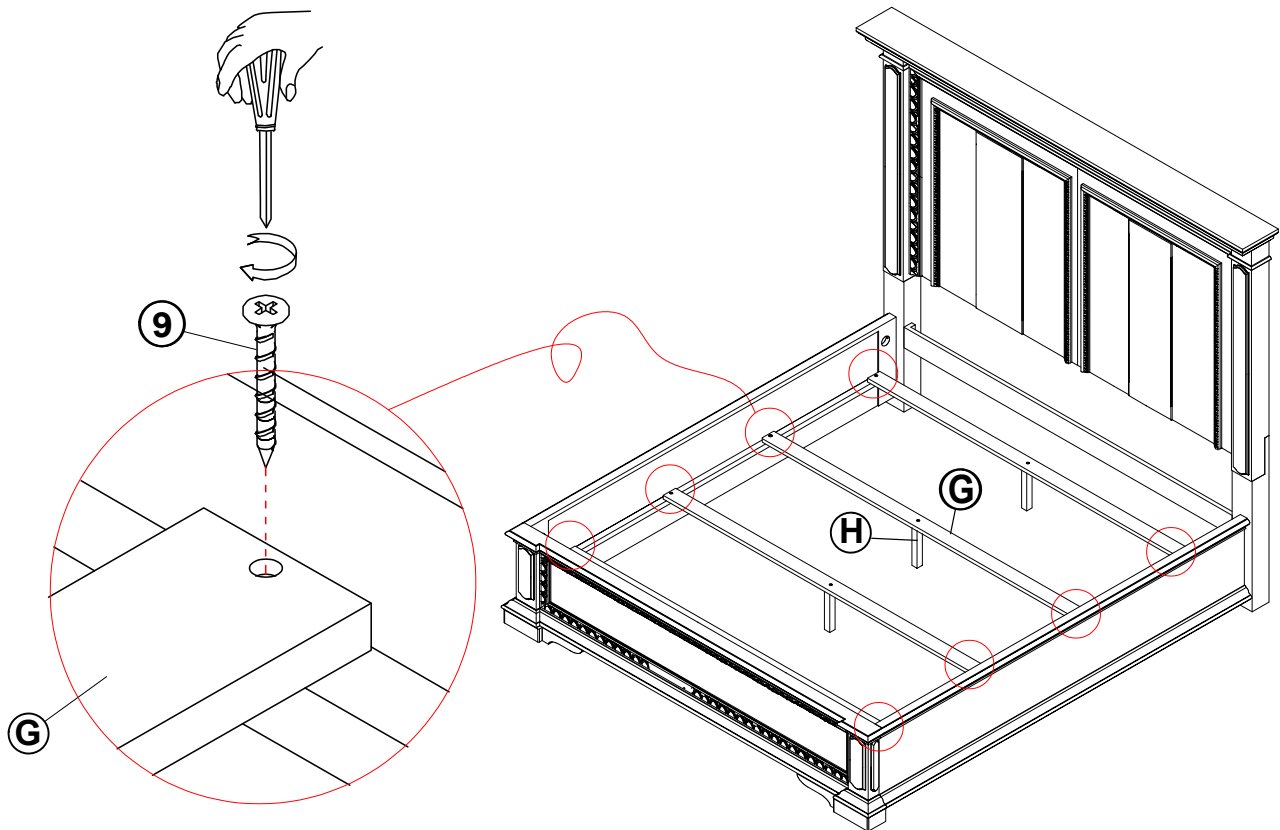
**STEP 4**



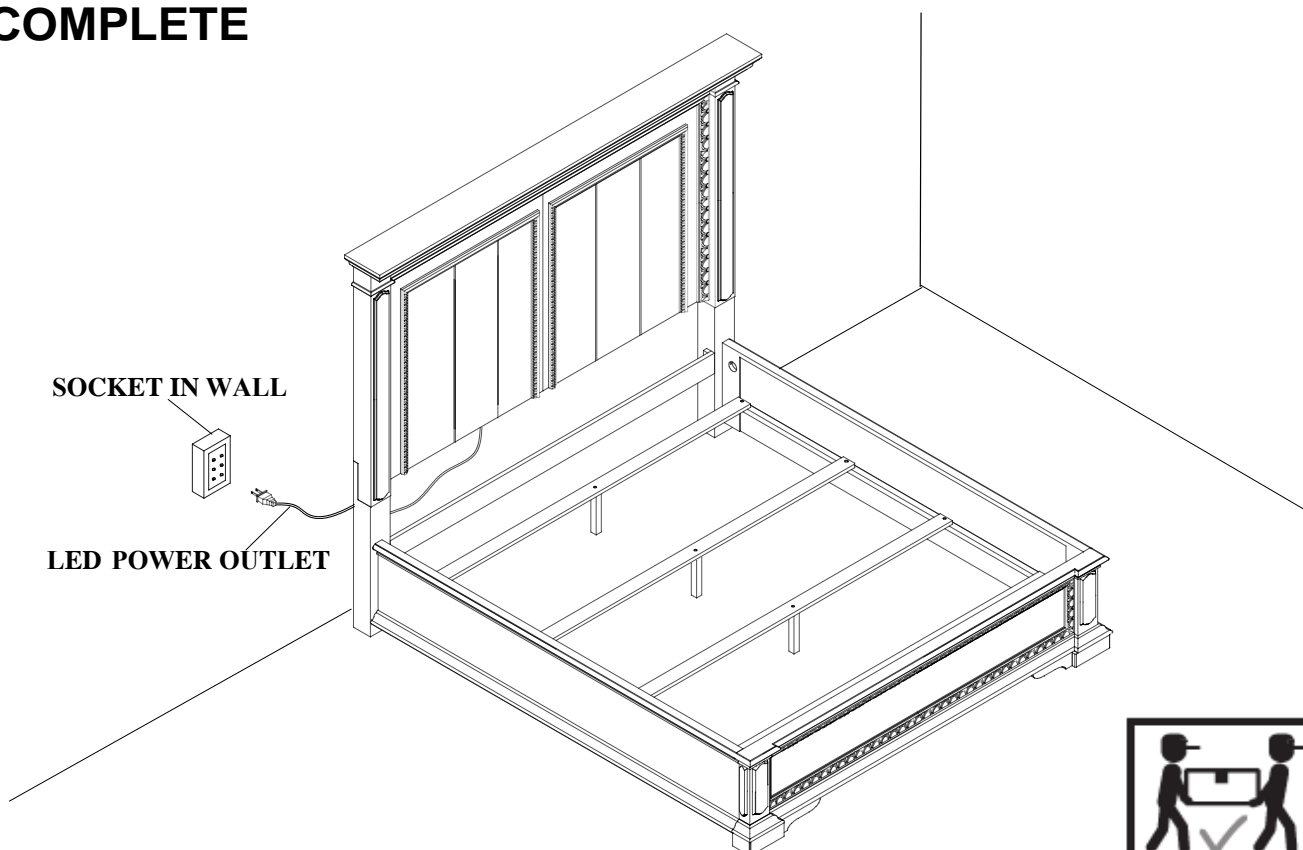
ITEM: **215871Q (B1-B3)**

## ASSEMBLY INSTRUCTIONS

### STEP 5



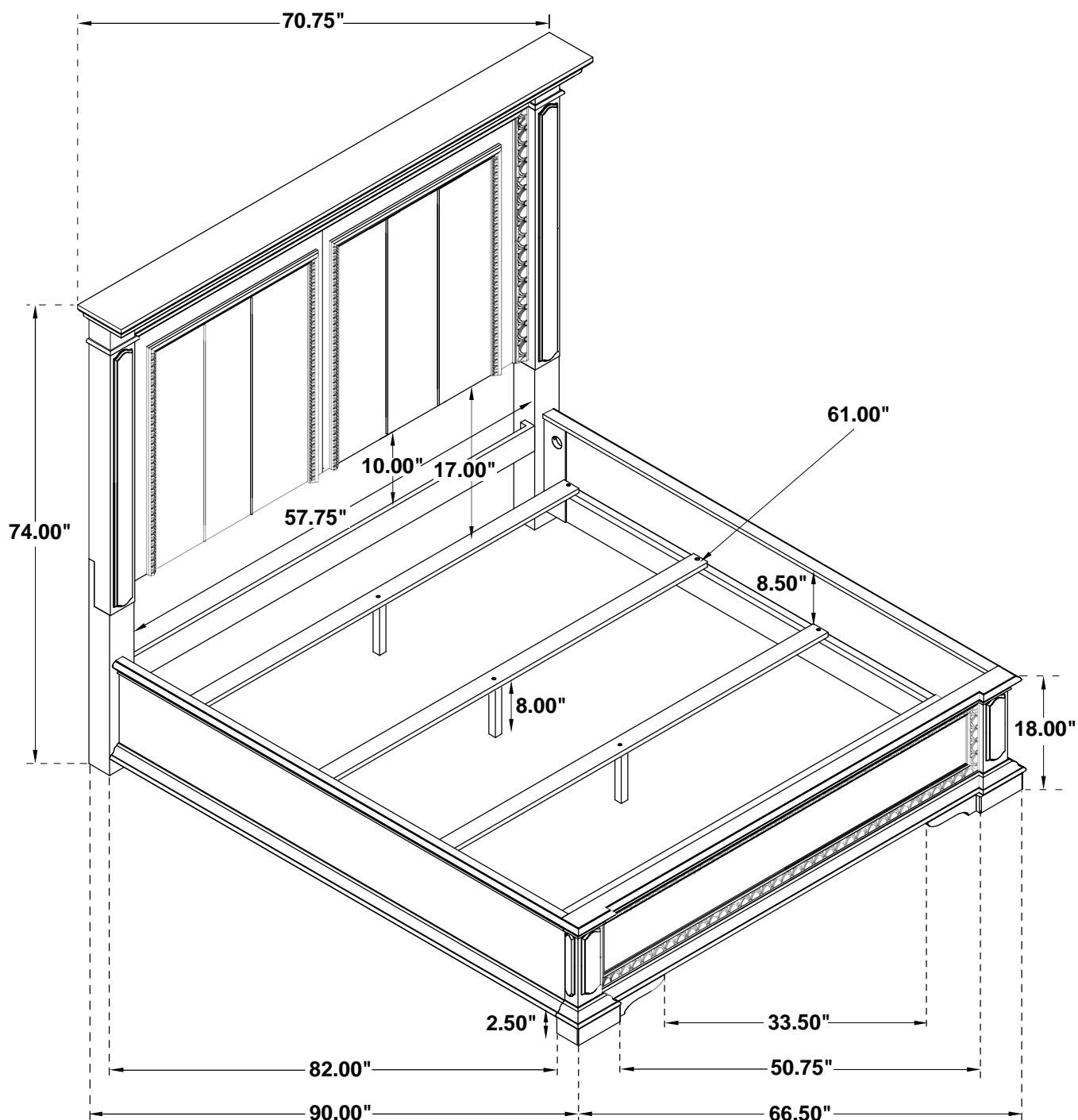
### STEP 6 COMPLETE



ITEM: **215871Q (B1-B3)**



Inner Size : 61.00"W X 81.50"D



Note: Dimension tolerance  $\pm 5\%$