


ASSEMBLY INSTRUCTIONS
COASTER FINE FURNITURE



Fine Furniture for every stage of life

222891KE (B1&B2)
Eastern King Bed

ITEM: 222891KE (B1&B2)



ASSEMBLY INSTRUCTIONS


ASSEMBLY TIPS:

1. Remove hardware from box and sort by size.
2. Please check to see that all hardware and parts are present prior to start of assembly.
3. Please follow attached instructions in the same sequence as numbered to assure fast & easy assembly.



WARNING!

1. Don't attempt to repair or modify parts that are broken or defective. Please contact the store immediately.
2. This product is for home use only and not intended for commercial establishments.





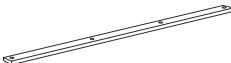



ASSEMBLY TIME




20 MINUTES

PARTS IDENTIFICATION

B1 (BOX 1)

A	HEADBOARD PANEL		1PC
B	FOOTBOARD		1PC
C	RIGHT HEADBOARD LEG		1PC
D	LEFT HEADBOARD LEG		1PC
E	BED SLAT		4PCS
F	BED SLAT SUPPORT WITH LEVELER		8PCS

B2 (BOX 2)

G	BED RAIL		2PCS
HB	222891KE(B1) FROM BOX 1 HEADBOARD COMPLETE		1PC
B	222891KE(B1) FROM BOX 1 FOOTBOARD		1PC

ITEM: 222891KE (B1&B2)



ASSEMBLY INSTRUCTIONS

ASSEMBLY TIPS:

1. Remove hardware from box and sort by size.
2. Please check to see that all hardware and parts are present prior to start of assembly.
3. Please follow attached instructions in the same sequence as numbered to assure fast & easy assembly.








WARNING!

1. Don't attempt to repair or modify parts that are broken or defective. Please contact the store immediately.
2. This product is for home use only and not intended for commercial establishments.

HARDWARE IDENTIFICATION

Z-B1 (BOX 1) - HARDWARE PACK IS LOCATED IN 222891KE (B1)

1	BOLT (M6 x 35mm - BLK)		6PCS
2	LOCK WASHER (1/4" - BLK)		6PCS
3	FLAT WASHER (1/4"ID x 13mm - BLK)		6PCS
4	ALLEN WRENCH (M4 x 60mm - BLK)		1PC
5	FLAT HEAD SCREW (M4 x 32mm - RBW)		8PCS

NOTE:

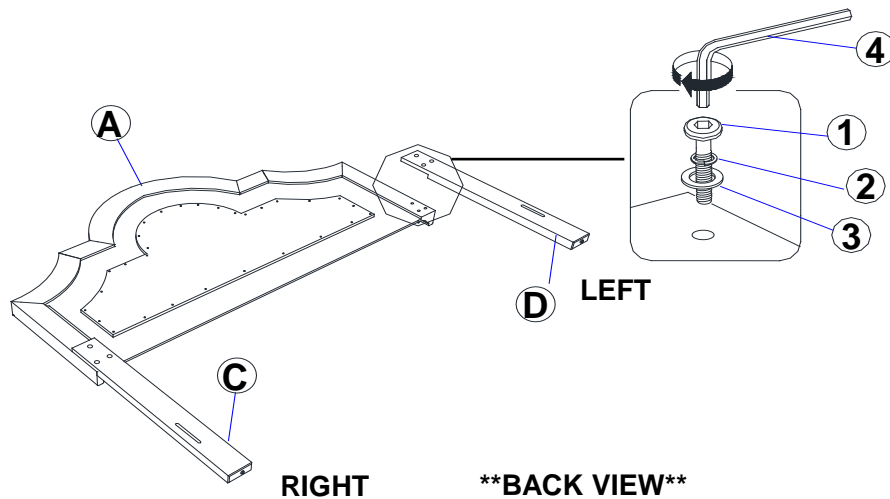
Phillips head screw driver is required in the assembly process; however, manufacturer does not provide this item.

ITEM: 222891KE (B1&B2)



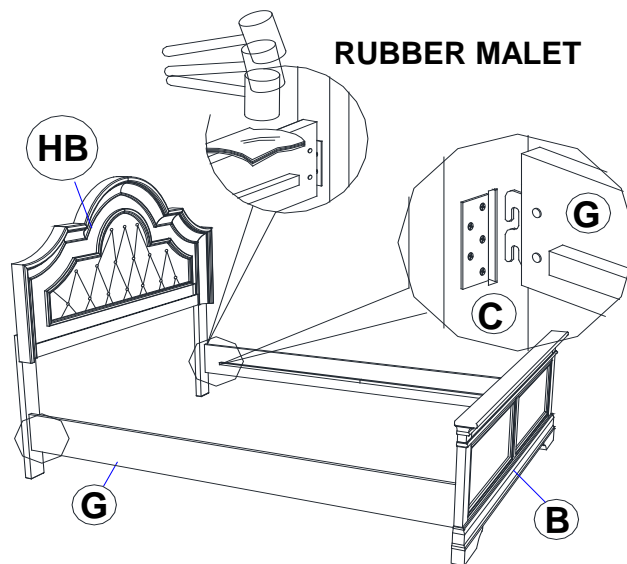
ASSEMBLY INSTRUCTIONS

STEP 1

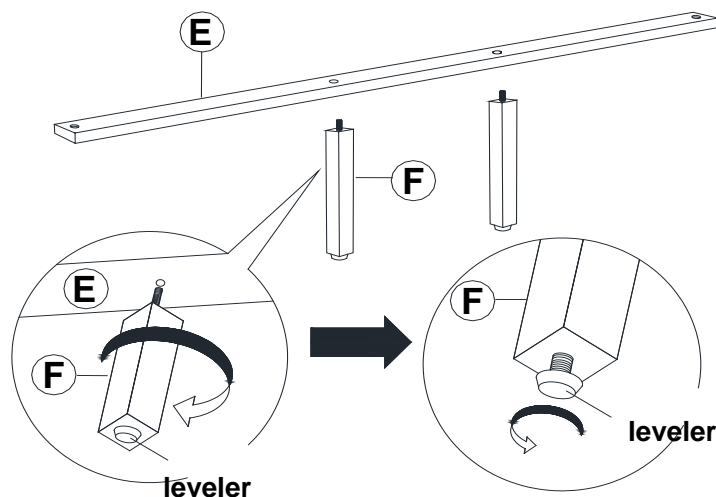


Note : Please put item on soft surface.

STEP 2



STEP 3

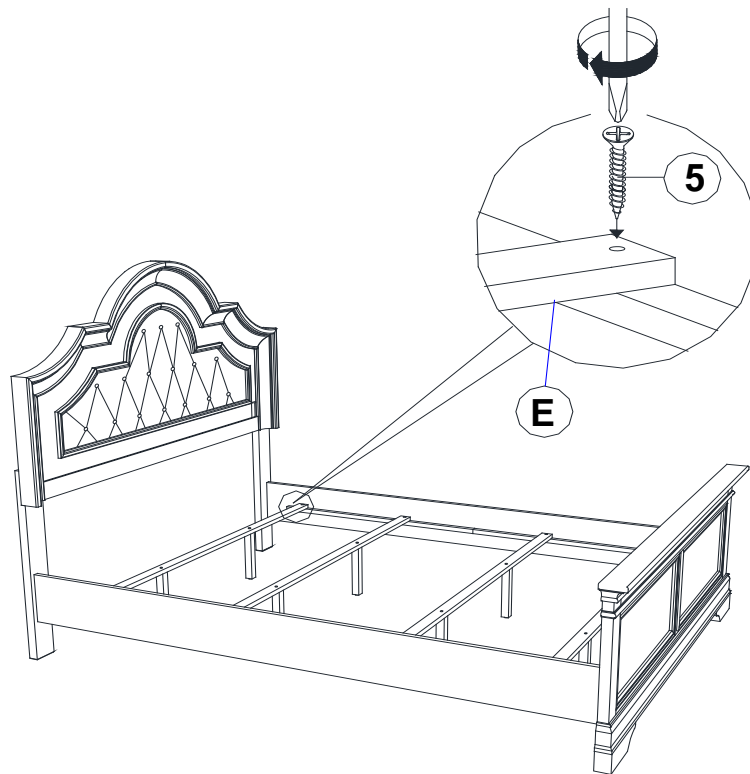


ITEM: **222891KE (B1&B2)**




ASSEMBLY INSTRUCTIONS

STEP 4



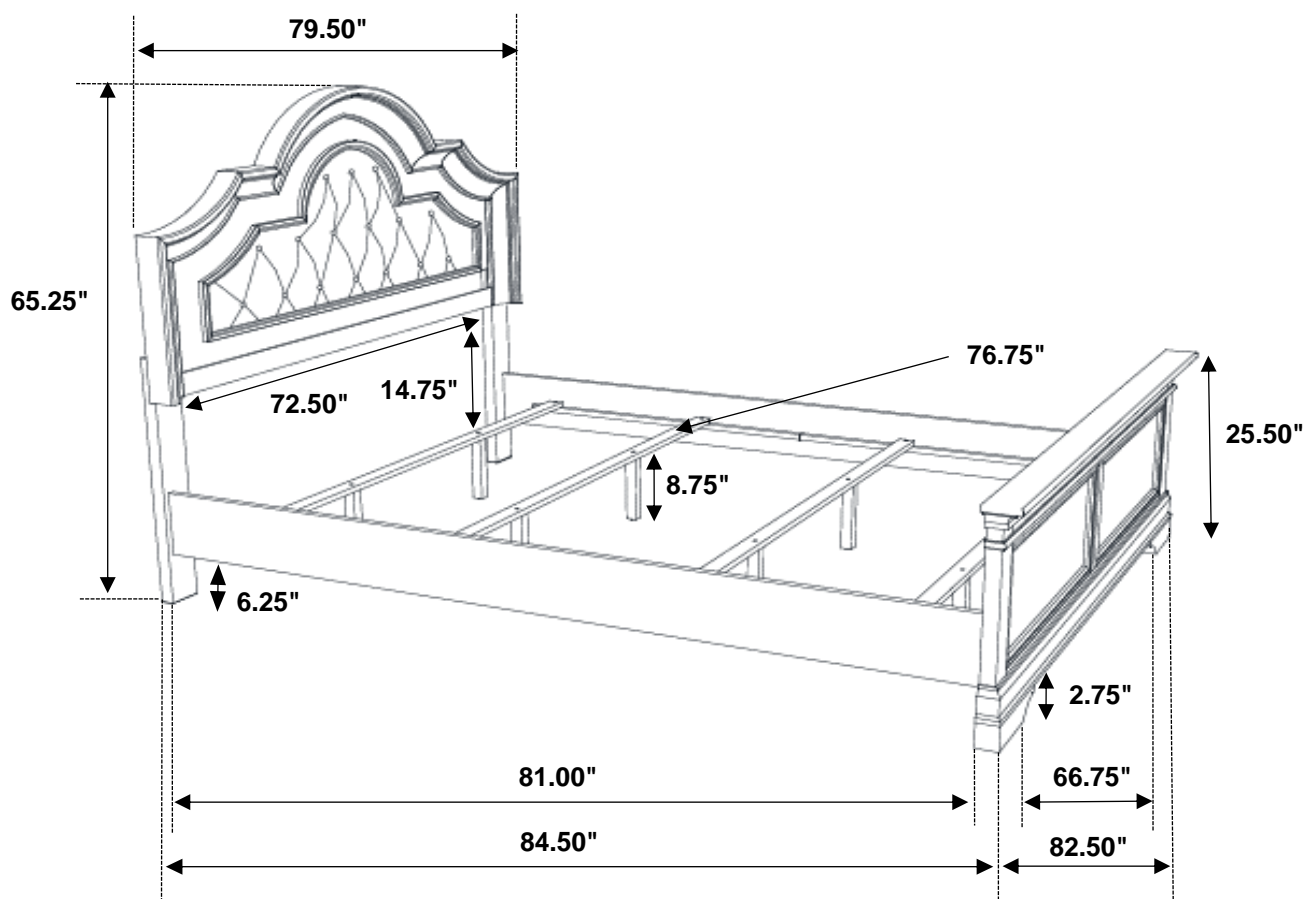
STEP 5 COMPLETE



ITEM: **222891KE (B1&B2)**



Inner Size: 76.75"W X 81.00"D



Note: Dimension tolerance $\pm 5\%$