

ASSEMBLY INSTRUCTIONS
COASTER FINE FURNITURE



Fine Furniture for every stage of life

222973
Dresser

ITEM: **222973**



ASSEMBLY INSTRUCTIONS

ASSEMBLY TIPS:

1. Remove hardware from box and sort by size.
2. Please check to see that all hardware and parts are present prior to start of assembly.
3. Please follow attached instructions in the same sequence as numbered to assure fast & easy assembly.



WARNING!

1. Don't attempt to repair or modify parts that are broken or defective. Please contact the store immediately.
2. This product is for home use only and not intended for commercial establishments.

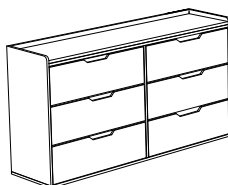


ASSEMBLY TIME

5 MINUTES

PARTS IDENTIFICATION

A DRESSER



1PC

B LEG WITH LABEL "R"



2PCS

C LEG WITH LABEL "L"



2PCS

D CENTER SUPPORT LEG
WITH LEVELER



1PC

HARDWARE IDENTIFICATION

1 BOLT
(M6 x 35mm - BLK)



4PCS

2 LOCK WASHER
(1/4" - BLK)



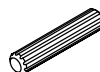
4PCS

3 FLAT WASHER
(1/4"ID x 19mm - BLK)



4PCS

4 WOOD DOWEL
(8 x 20mm)



4PCS

5 ALLEN WRENCH
(M4 x 60mm - BLK)



1PC

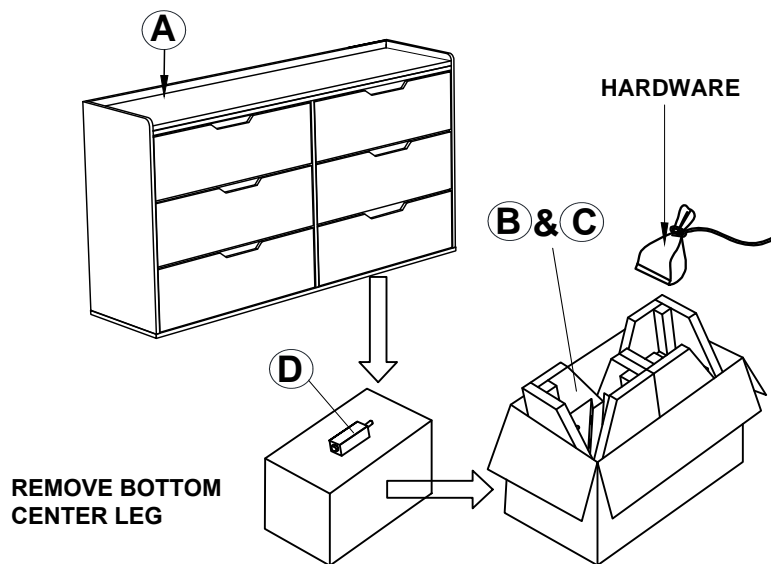
NOTE:

Phillips head screw driver is required in the assembly process; however, manufacturer does not provide this item.

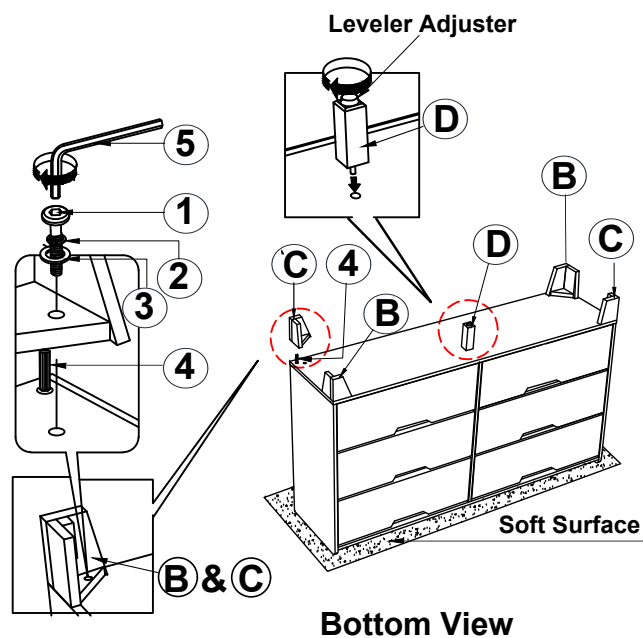
ITEM:222973

ASSEMBLY INSTRUCTIONS

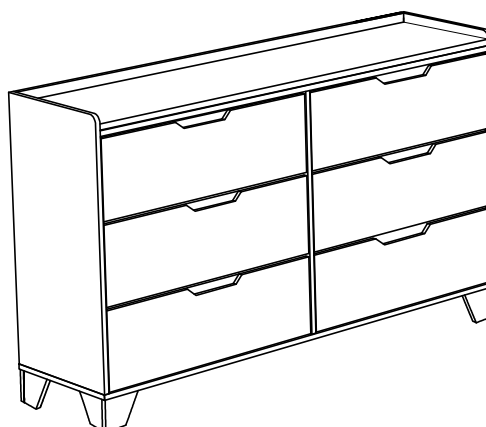
STEP 1



STEP 2



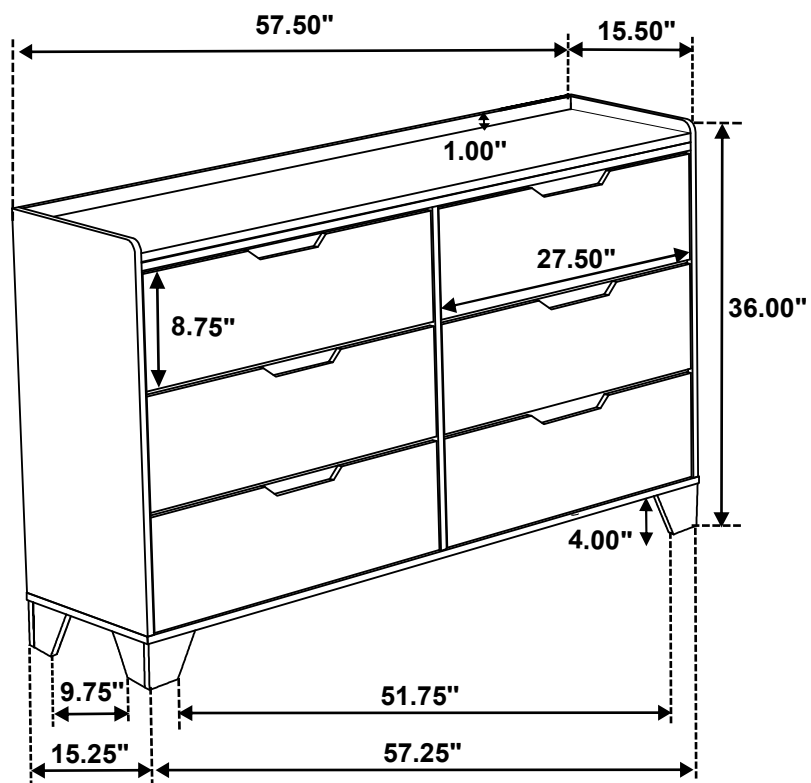
STEP 3 COMPLETE



ITEM: **222973**




Inner Size of Drawer : 26.00"W x 11.00"D x 6.00"H x 0.25"T



Note : Dimension tolerance $\pm 5\%$

ASSEMBLY INSTRUCTIONS COASTER FINE FURNITURE



Fine Furniture for every stage of life

222974
Mirror

ITEM: **222974**



ASSEMBLY INSTRUCTIONS

ASSEMBLY TIPS:

1. Remove hardware from box and sort by size.
2. Please check to see that all hardware and parts are present prior to start of assembly.
3. Please follow attached instructions in the same sequence as numbered to assure fast & easy assembly.



WARNING!

1. Don't attempt to repair or modify parts that are broken or defective. Please contact the store immediately.
2. This product is for home use only and not intended for commercial establishments.




ASSEMBLY TIME

10 MINUTES

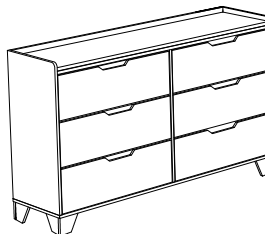
PARTS IDENTIFICATION

A MIRROR



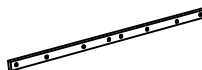
1PC

B DRESSER FROM
BOX ITEM #222973



1PC

C MIRROR SUPPORT
(PACK WITH DRESSER)



2PCS

HARDWARE IDENTIFICATION

1 FLAT HEAD SCREW
(M4 x 32mm - RBW)



10PCS

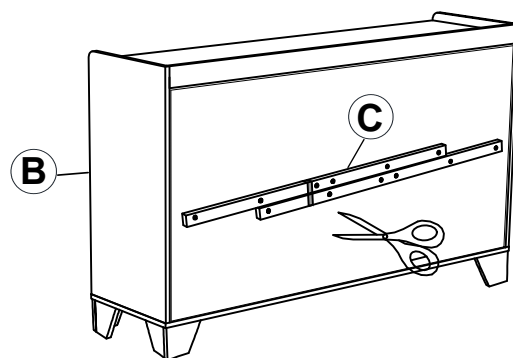
NOTE:

Phillips head screw driver is required in the assembly process; however, manufacturer does not provide this item.

ITEM: **222974**

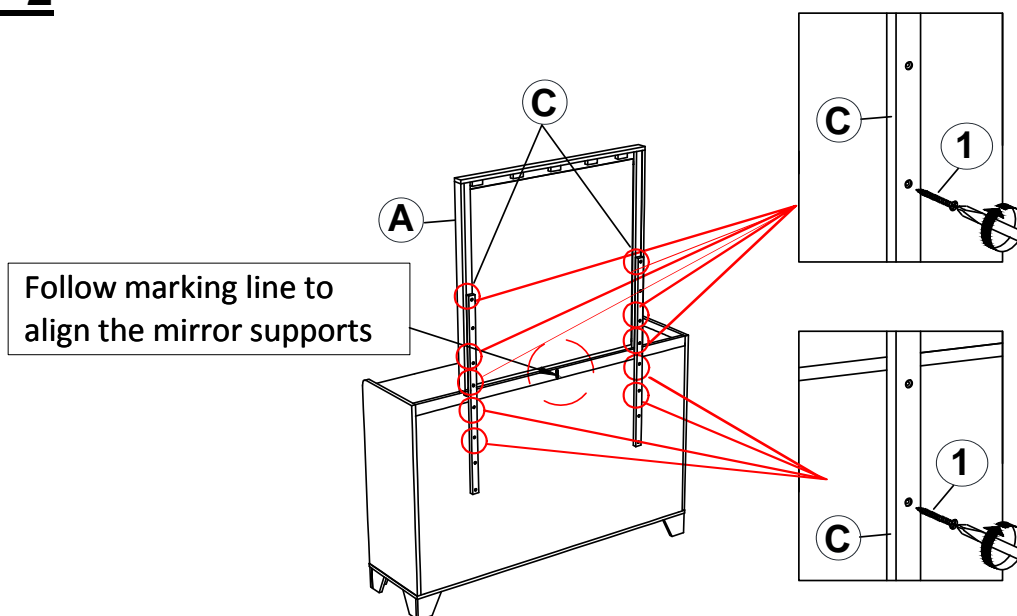
ASSEMBLY INSTRUCTIONS

STEP 1




****BACK VIEW****

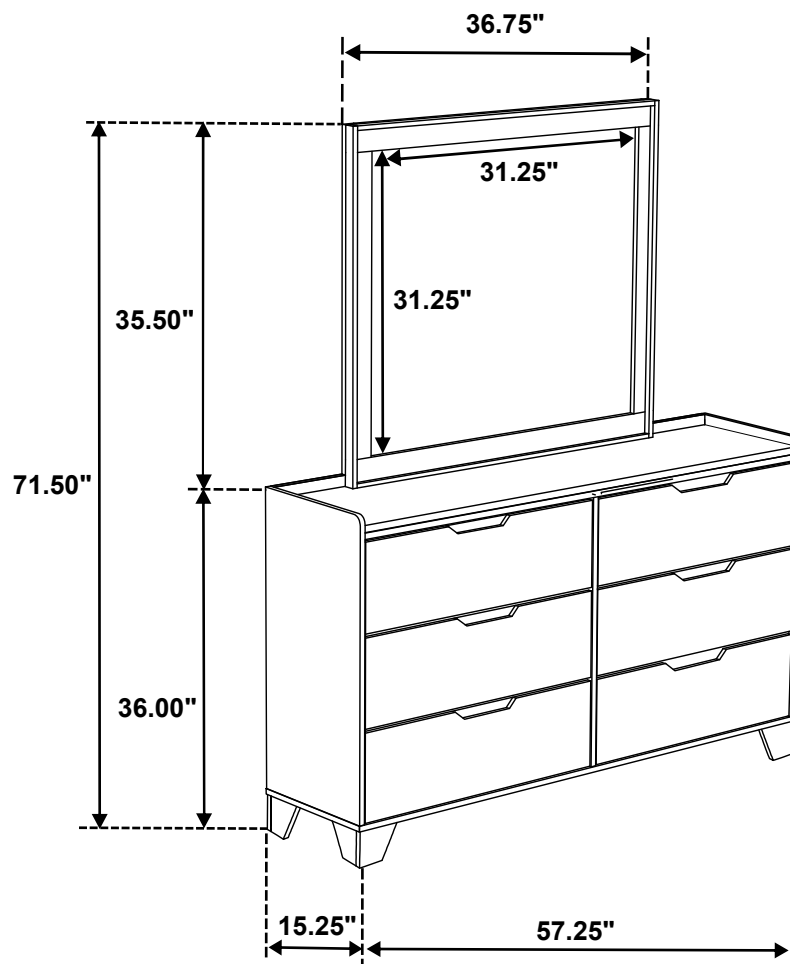
STEP 2



STEP 3
COMPLETE



ITEM: **222974**



Note : Dimension tolerance $\pm 5\%$