



## ASSEMBLY INSTRUCTIONS COASTER FINE FURNITURE



*Fine Furniture for every stage of life*

**223321KE (B1-B3)**  
**Eastern King Bed**

# ITEM: 223321KE (B1-B3)



## ASSEMBLY INSTRUCTIONS

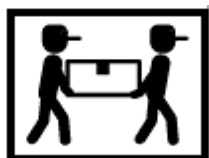
### ASSEMBLY TIPS:

- 1.Remove hardware from box and sort by size.
- 2.Please check to see that all hardware and parts are present prior to start of assembly.
- 3.Please follow attached instructions in the same sequence as numbered to assure fast & easy assembly.

### WARNING!



- 1.Don't attempt to repair or modify parts that are broken or defective. Please contact the store immediately.
- 2.This product is for home use only and not intended for commercial establishments.



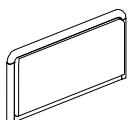
ASSEMBLY TIME

20 MINUTES

## PARTS IDENTIFICATION

### B1 (BOX 1)

A HEADBOARD  
PANEL



1PC

B LEFT  
HEADBOARD LEG



1PC

C RIGHT  
HEADBOARD LEG



1PC

D HEADBOARD  
BOTTOM RAIL



1PC

### B2 (BOX 2)

E FOOTBOARD



1PC

### B3 (BOX 3)

F BED RAIL



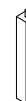
2PCS

G BED SLAT



4PCS

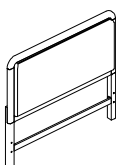
H BED SLAT SUPPORT  
WITH LEVELER



8PCS

HB

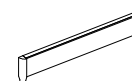
223321KE (B1)  
FROM BOX 1  
HEADBOARD  
COMPLETE



1PC

E

223321KE (B2)  
FROM BOX 2  
FOOTBOARD  
COMPLETE



1PC

# ITEM: 223321KE (B1-B3)



## ASSEMBLY INSTRUCTIONS

### ASSEMBLY TIPS:

- 1.Remove hardware from box and sort by size.
- 2.Please check to see that all hardware and parts are present prior to start of assembly.
- 3.Please follow attached instructions in the same sequence as numbered to assure fast & easy assembly.

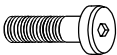



### WARNING!




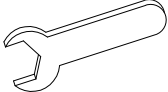



- 1.Don't attempt to repair or modify parts that are broken or defective. Please contact the store immediately.
- 2.This product is for home use only and not intended for commercial establishments.

## HARDWARE IDENTIFICATION

### Z-B1 (BOX 1) - HARDWARE PACK IS LOCATED IN 223321KE (B1)

1	<b>BOLT</b> (5/16" x 38mm - RBW)		10PCS	3	<b>FLAT WASHER</b> (5/16" x 19 x 1.5mm - RBW)		10PCS
2	<b>LOCK WASHER</b> (5/16" - RBW)		10PCS	4	<b>ALLEN WRENCH</b> (74*30*4mm - RBW)		1PC

### Z-B3 (BOX 3) - HARDWARE PACK IS LOCATED IN 223321KE (B3)

5	<b>THREADED BOLT</b> (5/16" x 75mm - RBW)		8PCS	8	<b>WRENCH</b> (13mm - RBW)		1PC
6	<b>U-SQUARE WASHER</b> (25 x 15 x 2mm - RBW)		8PCS	9	<b>FLAT HEAD SCREW</b> (4 x 32mm - RBW)		8PCS
7	<b>HEX NUT</b> (5/16" x 17mm - RBW)		8PCS				

### NOTE:

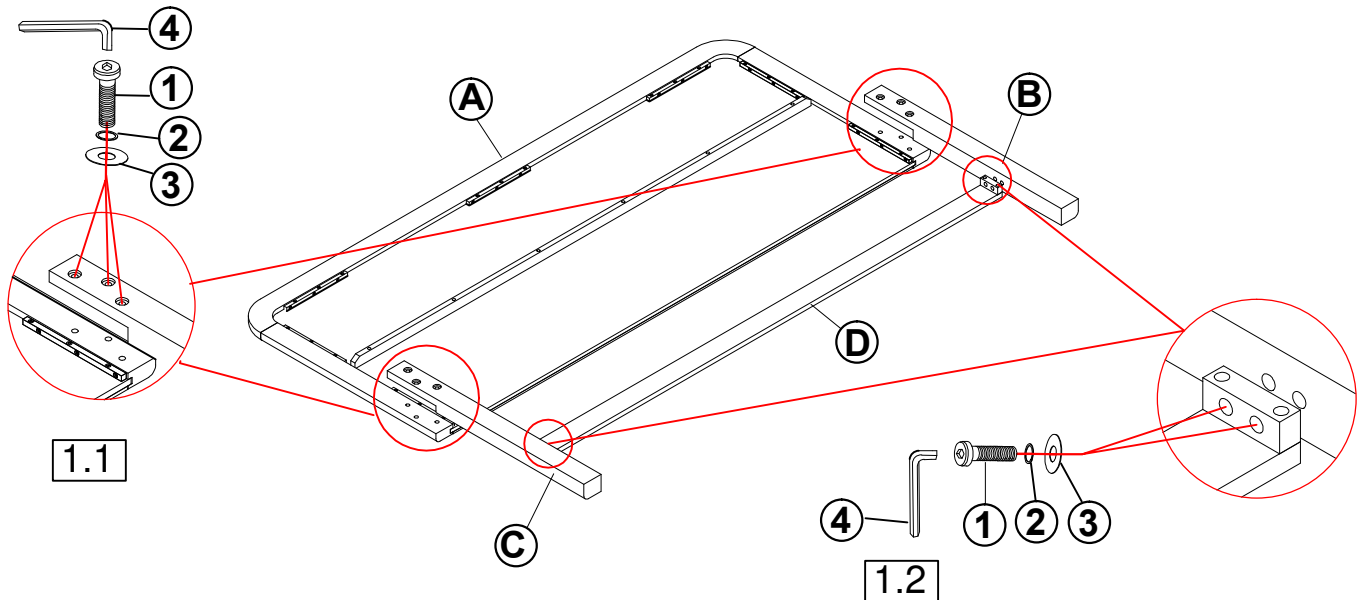
Phillips head screw driver is required in the assembly process; however, manufacturer does not provide this item.

# ITEM: 223321KE (B1-B3)

## ASSEMBLY INSTRUCTIONS

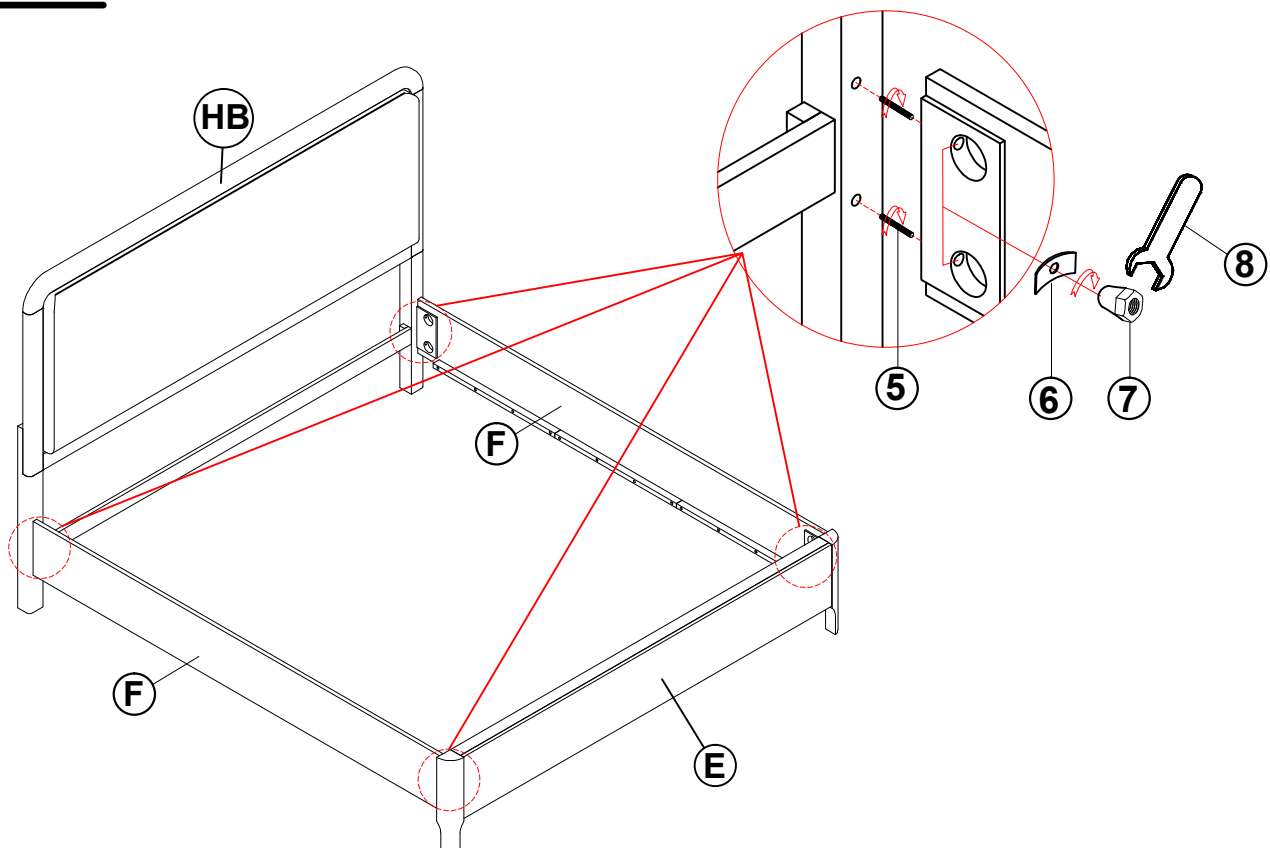


### STEP 1



BACK VIEW

### STEP 2

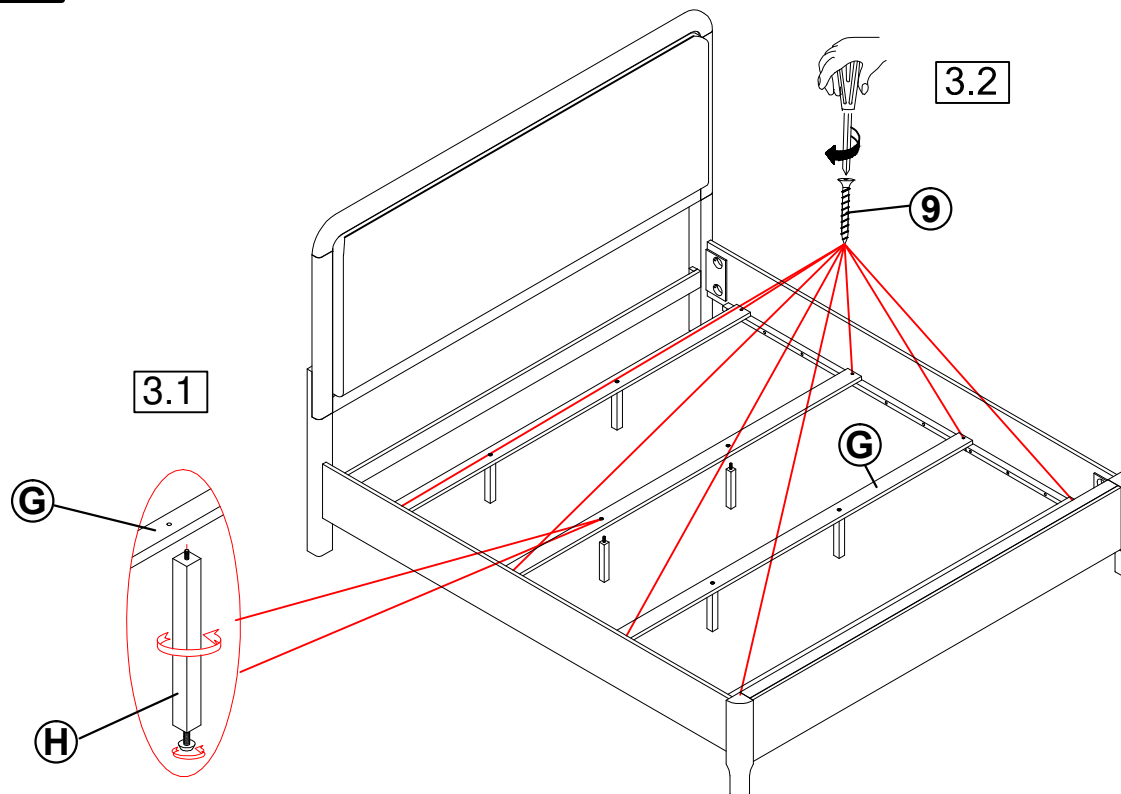


ITEM: **223321KE (B1-B3)**

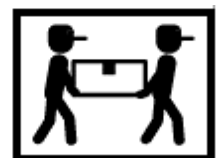
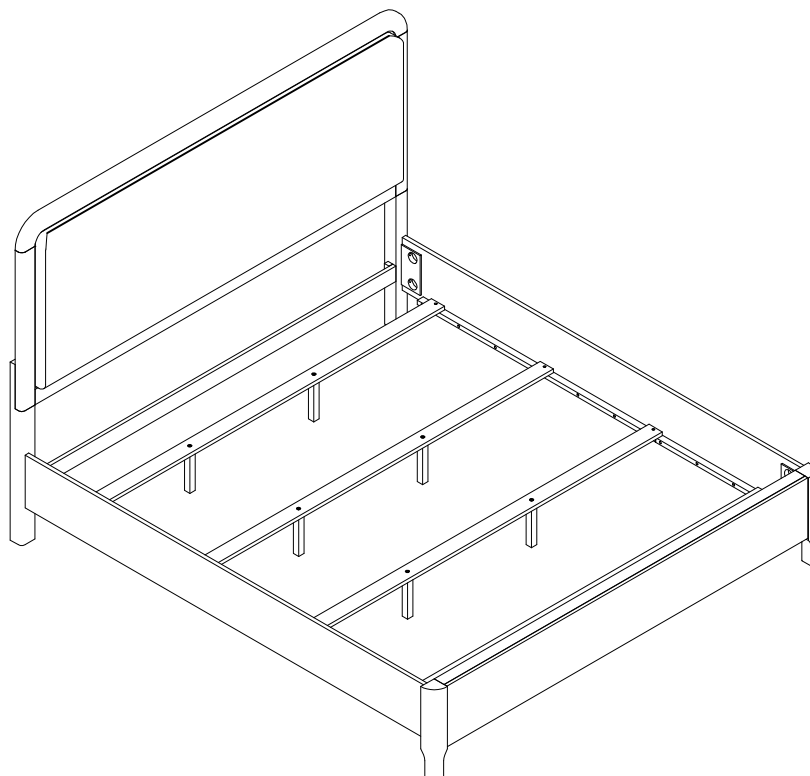
## ASSEMBLY INSTRUCTIONS



### STEP 3



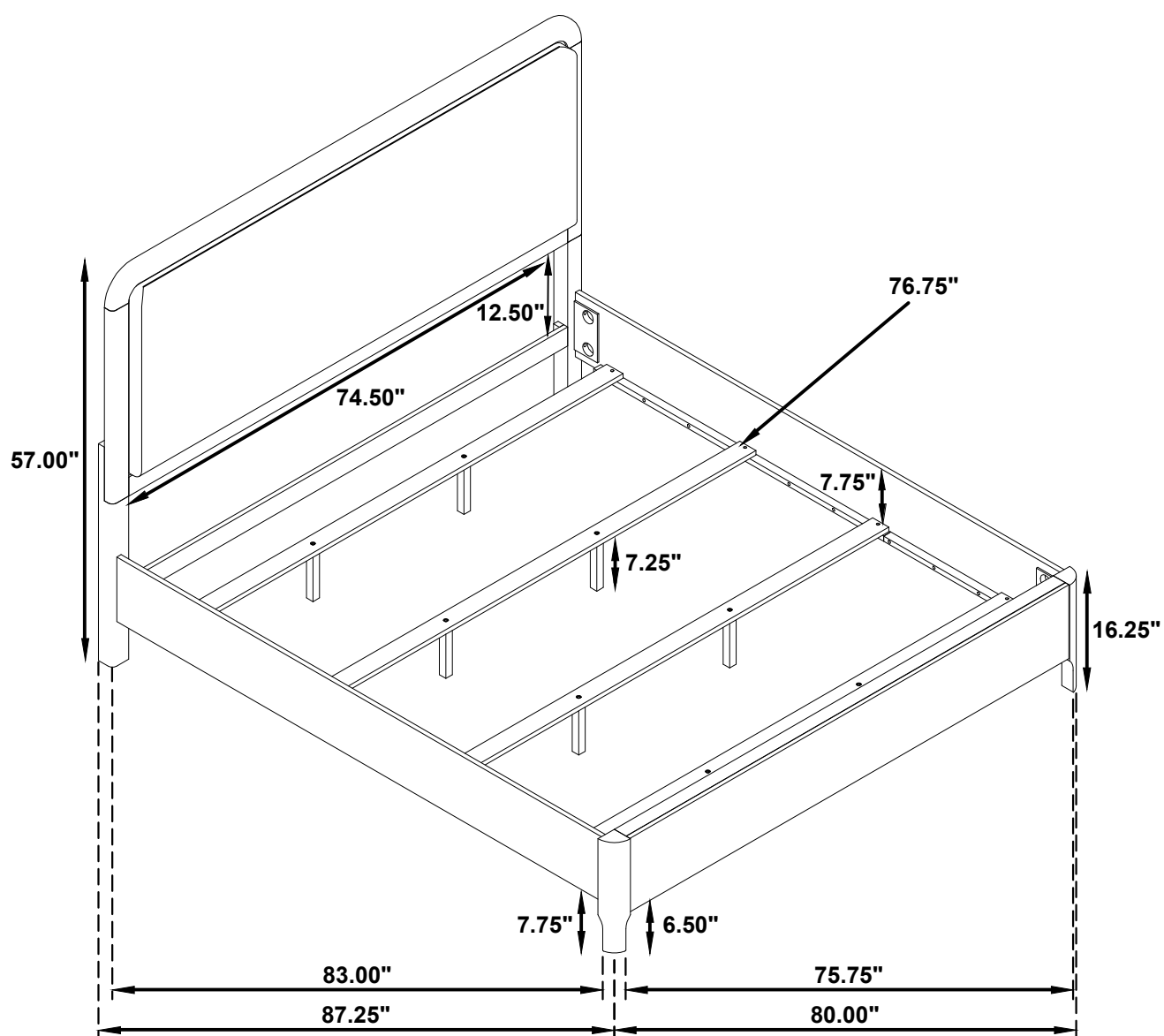
### STEP 4 COMPLETE



ITEM: **223321KE (B1-B3)**



Inner Size : **76.75"W x 83.00"D**



**Note : Dimension tolerance  $\pm 5\%$**