

# ASSEMBLY INSTRUCTIONS COASTER FINE FURNITURE



*Fine Furniture for every stage of life*

## 223551Q(B1&B2) *Queen Bed*

# ITEM: 223551Q(B1&B2)



## ASSEMBLY INSTRUCTIONS


### ASSEMBLY TIPS:

1. Remove hardware from box and sort by size.
2. Please check to see that all hardware and parts are present prior to start of assembly.
3. Please follow attached instructions in the same sequence as numbered to assure fast & easy assembly.



### WARNING!

1. Don't attempt to repair or modify parts that are broken or defective. Please contact the store immediately.
2. This product is for home use only and not intended for commercial establishments.









ASSEMBLY TIME


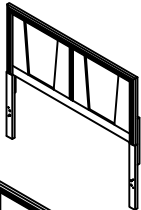
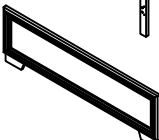
30 MINUTES

## PARTS IDENTIFICATION

### B1(BOX 1)

A	HEADBOARD PANEL		1PC
B	LEFT HEADBOARD LEG		1PC
C	RIGHT HEADBOARD LEG		1PC
D	FOOTBOARD		1PC
E	BED SLAT		4PCS
F	BED SLAT SUPPORT WITH LEVELER		4PCS

### B2(BOX 2)

G	BED RAIL		2PCS
HB	223551Q (B1) FROM BOX 1 HEADBOARD COMPLETE		1PC
D	223551Q (B1) FROM BOX 1 FOOTBOARD		1PC

# ITEM: 223551Q(B1&B2)



## ASSEMBLY INSTRUCTIONS

### ASSEMBLY TIPS:

1. Remove hardware from box and sort by size.
2. Please check to see that all hardware and parts are present prior to start of assembly.
3. Please follow attached instructions in the same sequence as numbered to assure fast & easy assembly.



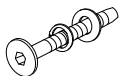




### WARNING!

1. Don't attempt to repair or modify parts that are broken or defective. Please contact the store immediately.
2. This product is for home use only and not intended for commercial establishments.

## HARDWARE IDENTIFICATION

### Z-B1 (BOX 1) - HARDWARE PACK IS LOCATED IN 223551Q (B1)

1	<b>ALLEN WRENCH</b> (M4 - BLK)		1PC
2	<b>SHORT BOLT</b> (M6 x 25mm - BLK)		8PCS
3	<b>LONG BOLT</b> (M6 x 50mm - BLK)		8PCS
4	<b>WOOD DOWEL</b> (M8 x 30mm)		8PCS
5	<b>FLAT HEAD SCREW</b> (#8 x 1 1/8" - BLK)		8PCS

### NOTE:

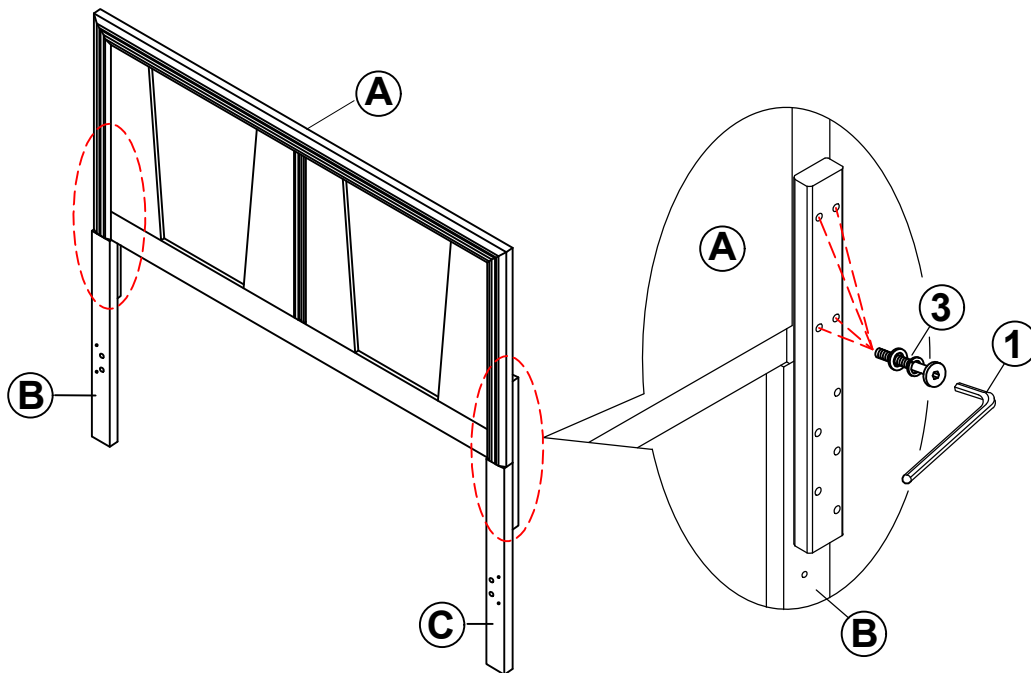
Phillips head screw driver is required in the assembly process; however, manufacturer does not provide this item.

ITEM: **223551Q(B1&B2)**

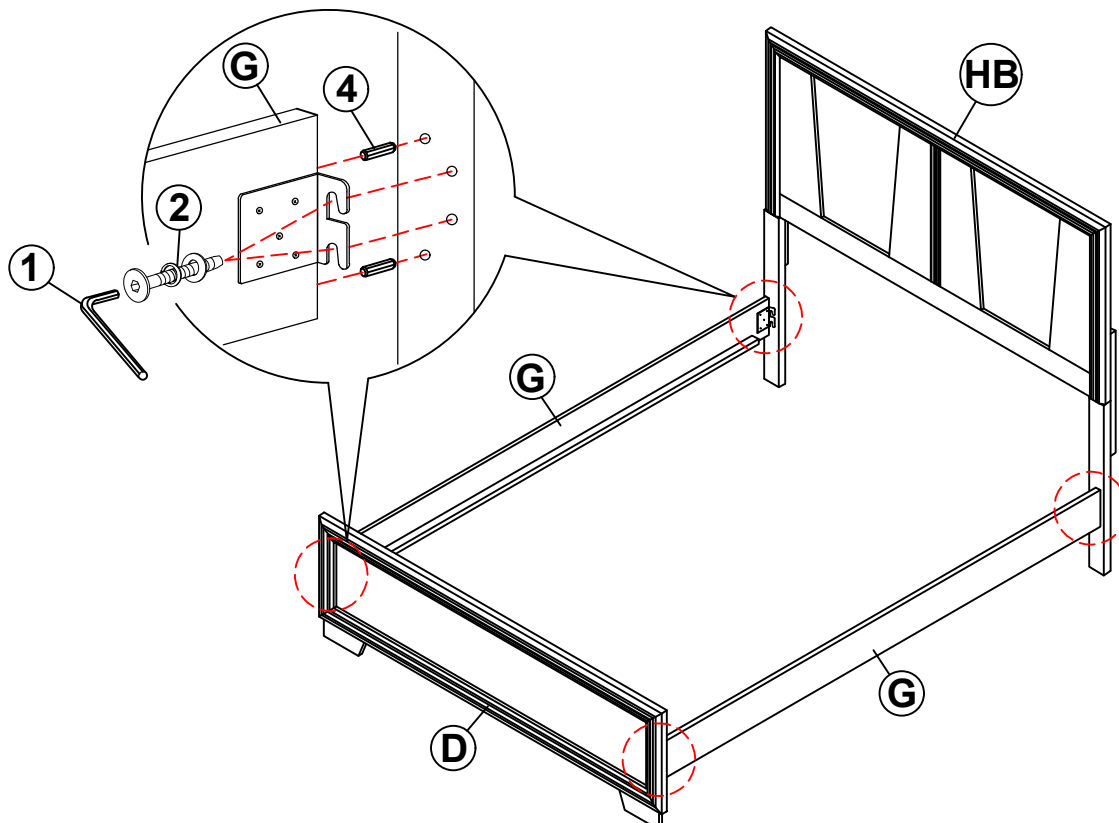


## ASSEMBLY INSTRUCTIONS

### STEP 1



### STEP 2

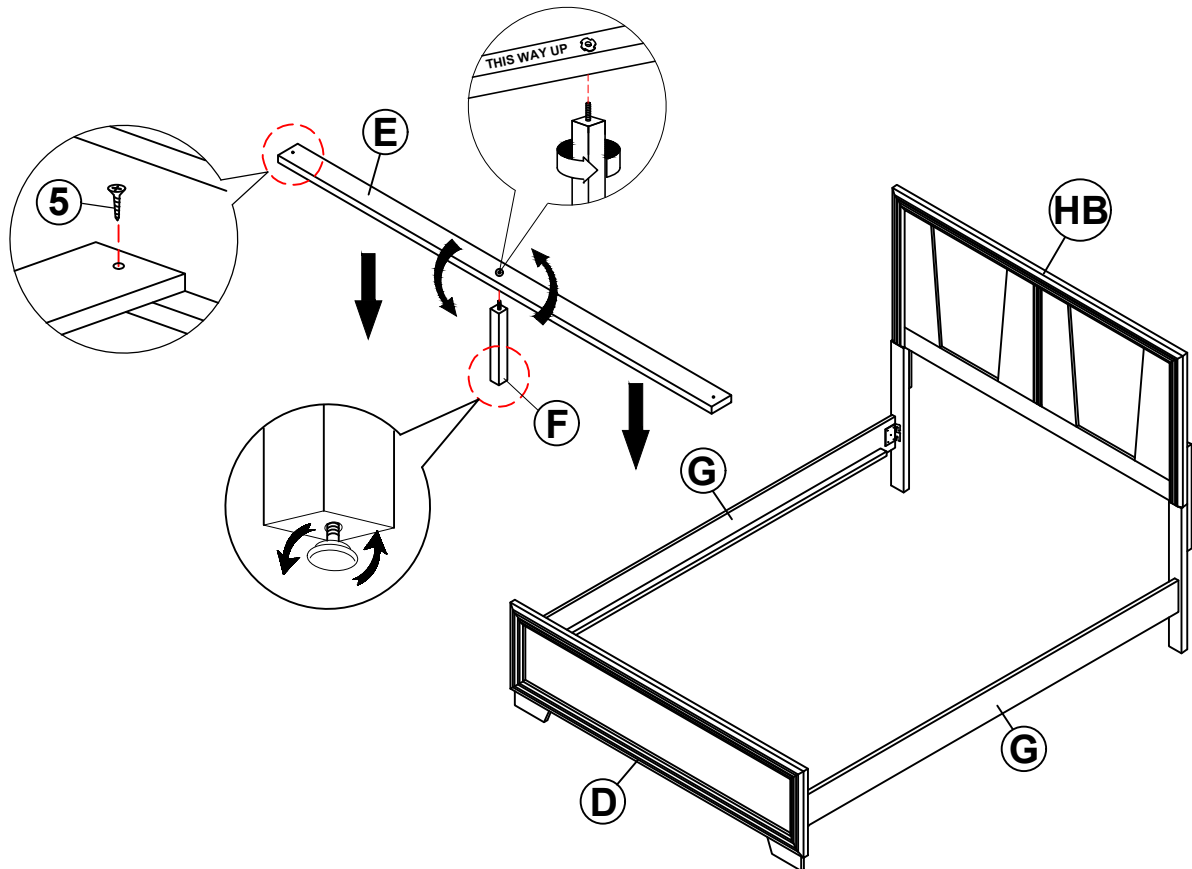


ITEM: **223551Q(B1&B2)**

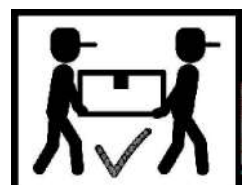
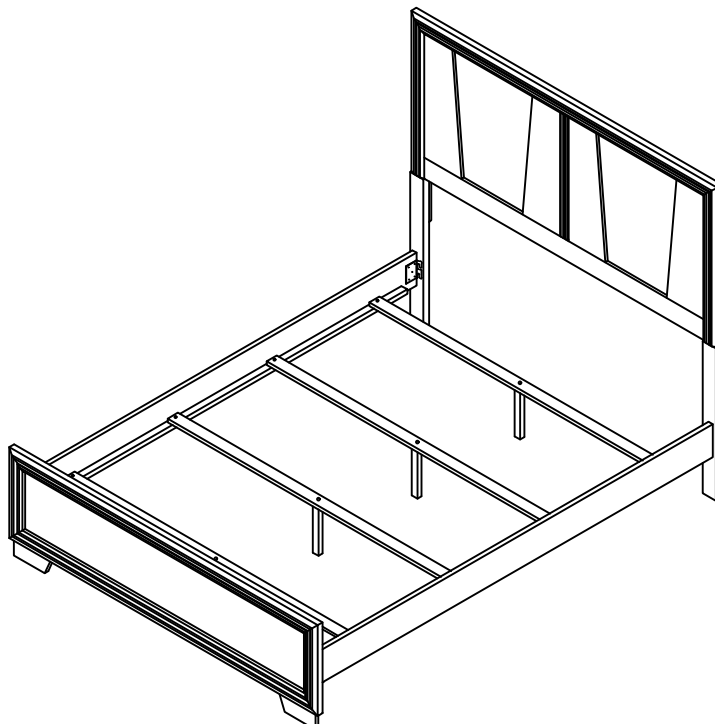


## ASSEMBLY INSTRUCTIONS

### STEP 3



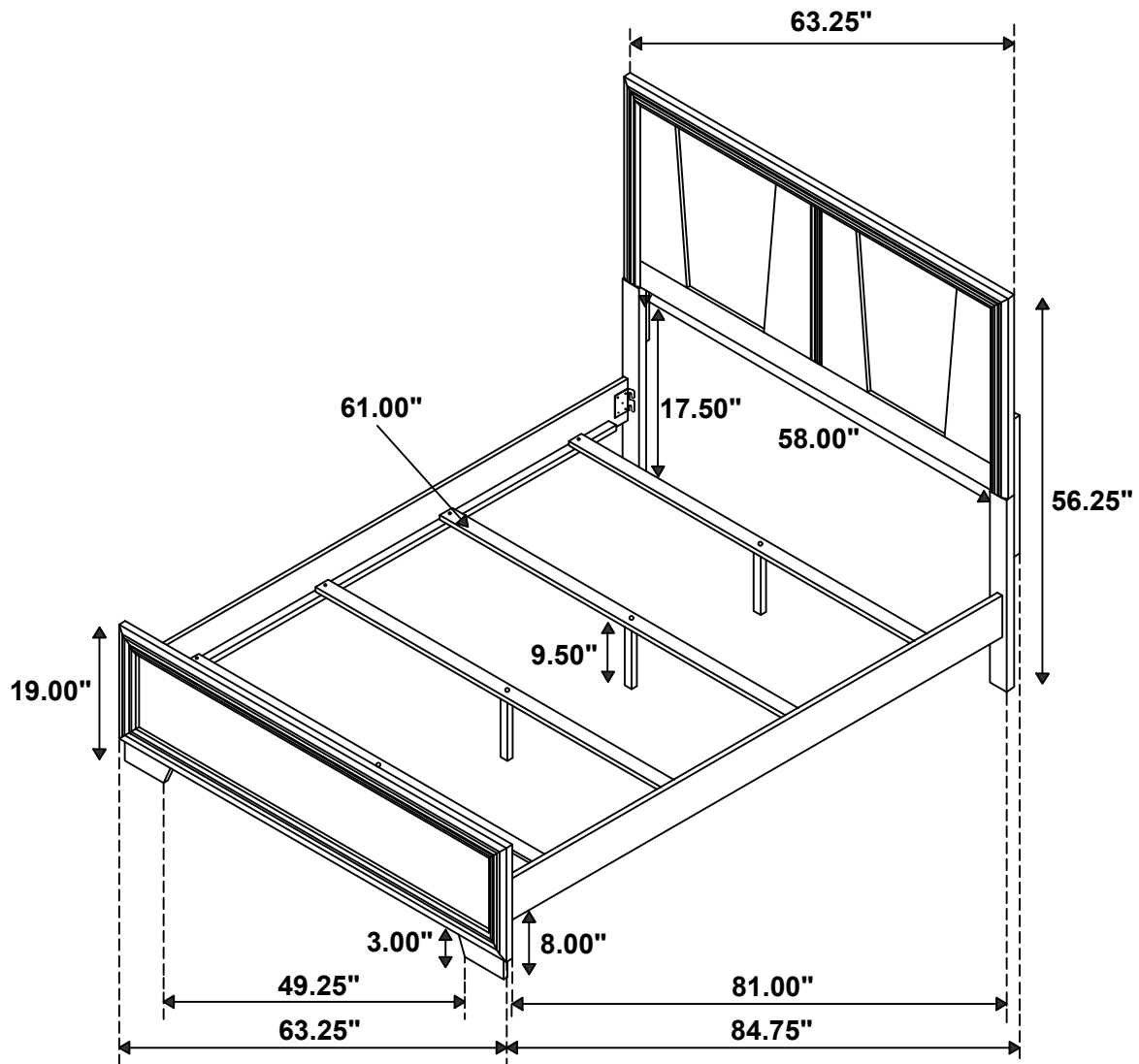
### STEP 4 COMPLETE



ITEM: **223551Q(B1&B2)**



Inner Size : 61.00"W x 81.00"D



Note : Dimension tolerance  $\pm 5\%$