



ASSEMBLY INSTRUCTIONS COASTER FINE FURNITURE



Fine Furniture for every stage of life

224751Q(B1-B3) *Queen Bed*

ITEM: 224751Q(B1-B3)

ASSEMBLY INSTRUCTIONS



ASSEMBLY TIPS:

- 1.Remove hardware from box and sort by size.
- 2.Please check to see that all hardware and parts are present prior to start of assembly.
- 3.Please follow attached instruction in the same sequence as numbered to assure fast & easy assembly.



WARNING!

- 1.Don't attempt to repair or modify parts that are broken or defective. Please contact the store immediately.
- 2.This product is for home use only and not intended for commercial establishments.



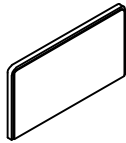
ASSEMBLY TIME

25 MINUTES

PARTS IDENTIFICATION

B1 (BOX 1)

A HEADBOARD PANEL



1PC

B LEFT
HEADBOARD LEG



1PC

C RIGHT
HEADBOARD LEG

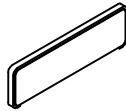


1PC

1PC

B2 (BOX 2)

D FOOTBOARD



1PC

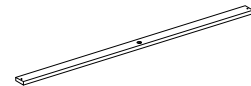
B3 (BOX 3)

E BED RAIL



2PCS

F BED SLAT



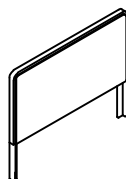
4PCS

G BED SLAT SUPPORT
WITH LEVELER



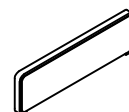
4PCS

HB 224751Q (B1)
FROM BOX 1
HEADBOARD
COMPLETE



1PC

D 224751Q (B2)
FROM BOX 2
FOOTBOARD



1PC

ITEM: 224751Q(B1-B3)

ASSEMBLY INSTRUCTIONS



ASSEMBLY TIPS:

- 1.Remove hardware from box and sort by size.
- 2.Please check to see that all hardware and parts are present prior to start of assembly.
- 3.Please follow attached instruction in the same sequence as numbered to assure fast & easy assembly.







WARNING!


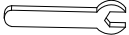



- 1.Don't attempt to repair or modify parts that are broken or defective. Please contact the store immediately.
- 2.This product is for home use only and not intended for commercial establishments.

HARDWARE IDENTIFICATION

Z-B1 (BOX 1) - HARDWARE PACK IS LOCATED IN 224751Q (B1)

1	BOLT (Ø5/16" x 50MM-RBW)		6PCS	3	FLAT WASHER (Ø5/16" x 19 x 2MM - RBW)		6PCS
2	LOCK WASHER (Ø5/16" x 14 x 2MM - RBW)		6PCS	4	ALLEN WRENCH (M4 x 58MM- RBW)		1PC

Z-B3 (BOX 3) - HARDWARE PACK IS LOCATED IN 224751Q (B3)

5	THREADED BOLT (Ø5/16" x 90mm - RBW)		8PCS	8	WRENCH (M12 x L90mm - RBW)		1PC
6	U-SQUARE WASHER (Ø5/16" x 35 x 14mm - RBW)		8PCS	9	FLAT HEAD SCREW (Ø8" x 30mm - RBW)		8PCS
7	HEX NUT (Ø5/16" x12 x 18mm - RBW)		8PCS				

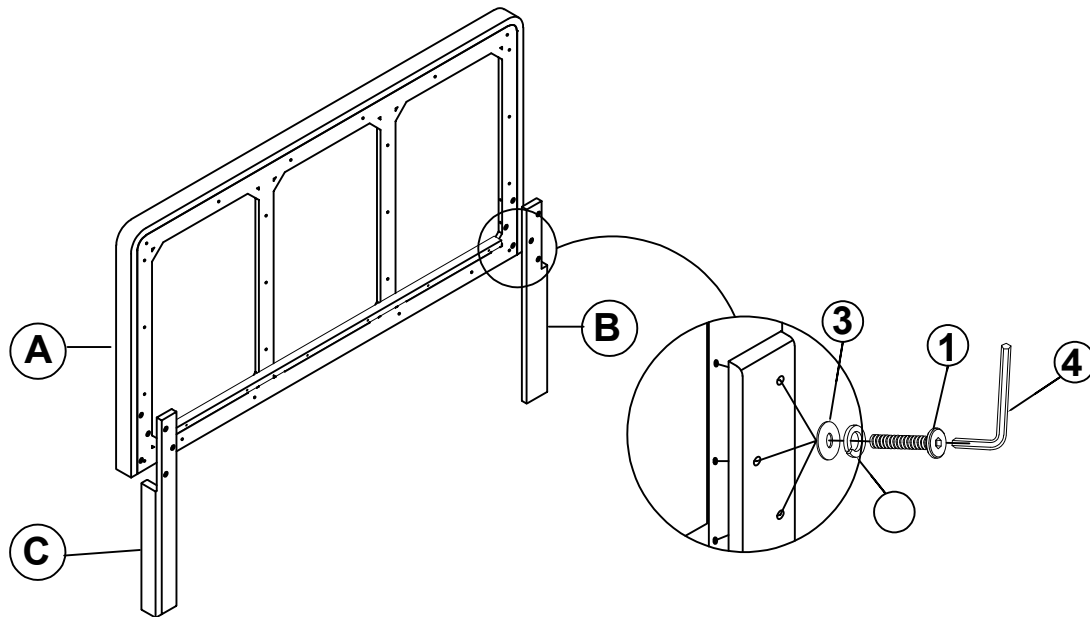
NOTE:

Phillips head screw driver is required in the assembly process; however, manufacturer does not provide this item.

ITEM: 224751Q(B1-B3)

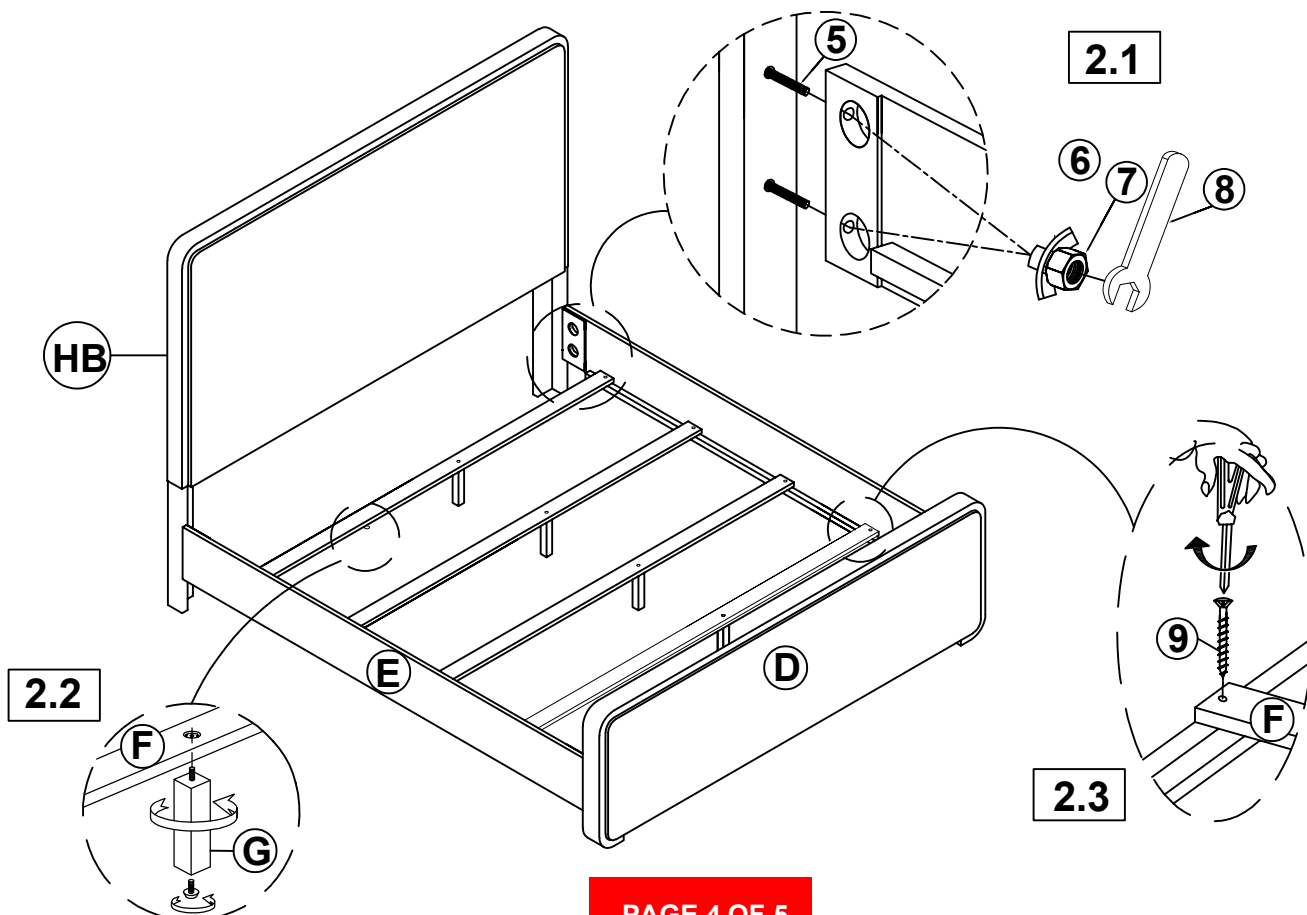
ASSEMBLY INSTRUCTIONS

STEP 1



*** BACK VIEW**

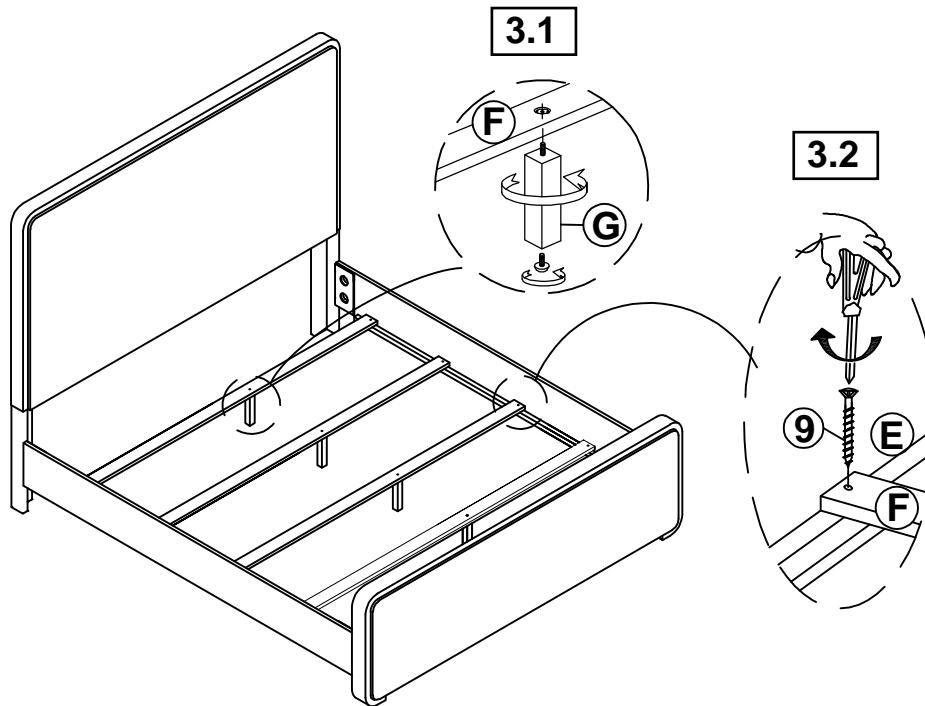
STEP 2



ITEM: **224751Q(B1-B3)**

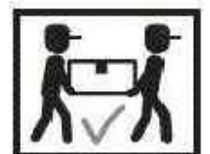
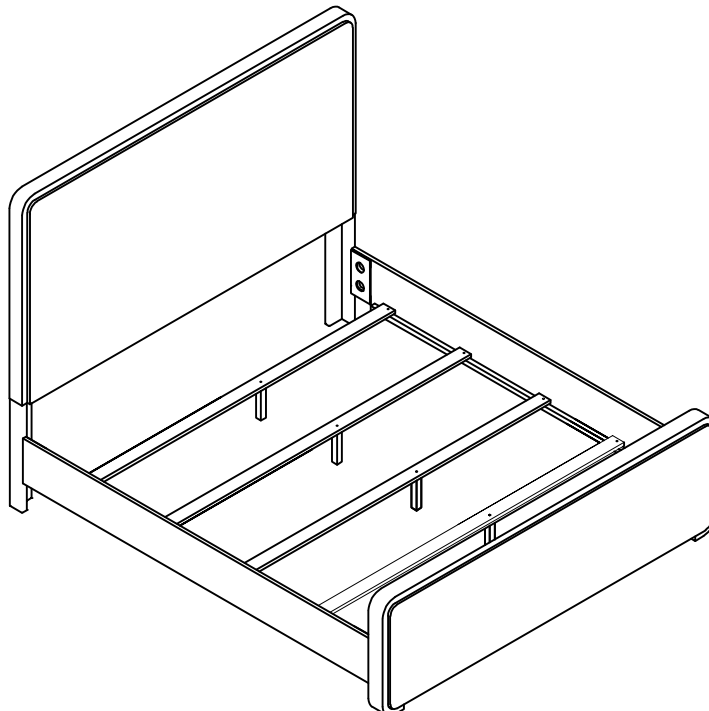
ASSEMBLY INSTRUCTIONS

STEP 3



STEP 4

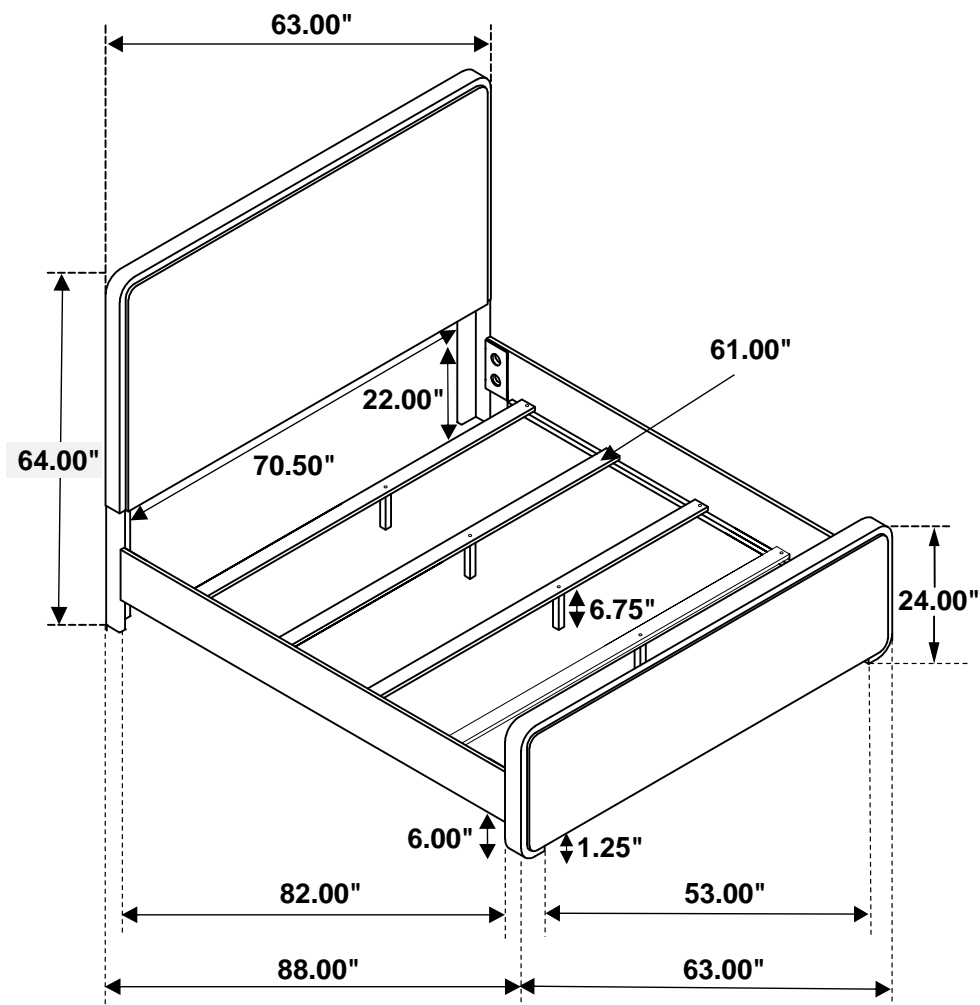
COMPLETE



ITEM: **224751Q(B1-B3)**



Inner size: 61.00"W x 82.00"D



Note: Dimension tolerance $\pm 5\%$