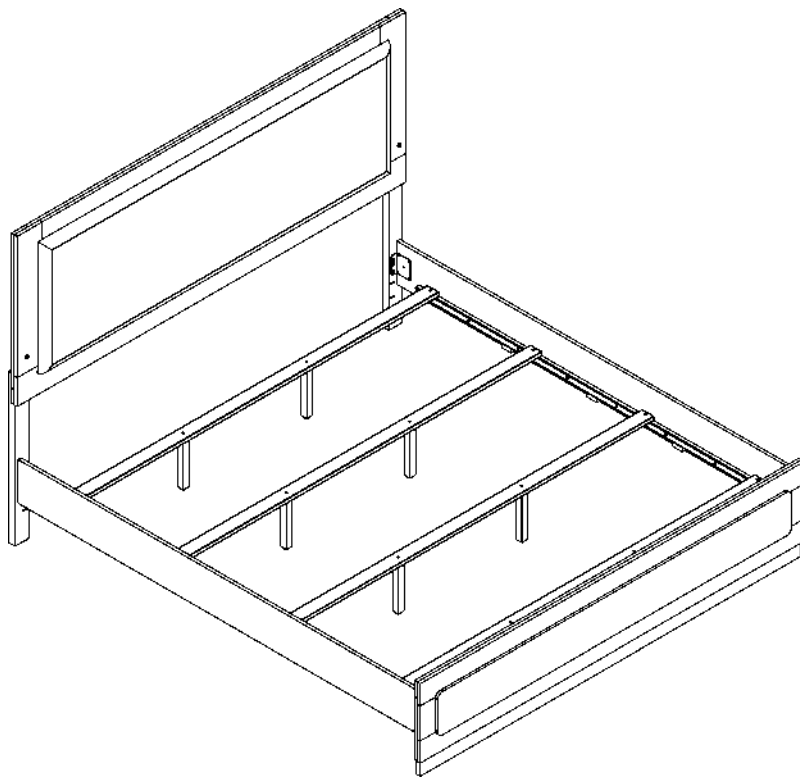


## ASSEMBLY INSTRUCTIONS COASTER FINE FURNITURE



*Fine Furniture for every stage of life*

## **224781KE(B1&B2)** **Eastern King Bed**

# ITEM: 224781KE(B1&B2)



## ASSEMBLY INSTRUCTIONS

### ASSEMBLY TIPS:

1. Remove hardware from box and sort by size.
2. Please check to see that all hardware and parts are present prior to start of assembly.
3. Please follow attached instructions in the same sequence as numbered to assure fast & easy assembly.



### WARNING!

1. Don't attempt to repair or modify parts that are broken or defective. Please contact the store immediately.
2. This product is for home use only and not intended for commercial establishments.



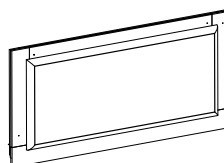
ASSEMBLY TIME

20 MINUTES

## PARTS IDENTIFICATION

### B1 (BOX 1)

A HEADBOARD PANEL



1PC

B FOOTBOARD



1PC

C LEFT HEADBOARD LEG



1PC

D RIGHT HEADBOARD LEG



1PC

E BED SLAT



4PCS

F BED SLAT SUPPORT WITH LEVELER



8PCS

G ADAPTER



1PC

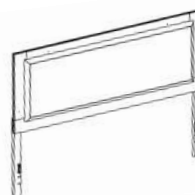
### B2 (BOX 2)

H BED RAIL



2PCS

HB 224781KE(B1) FROM BOX 1  
HEADBOARD COMPLETE



1PC

B 224781KE(B1) FROM BOX 1  
FOOTBOARD



1PC

# ITEM: 224781KE(B1&B2)



## ASSEMBLY INSTRUCTIONS

### ASSEMBLY TIPS:

1. Remove hardware from box and sort by size.
2. Please check to see that all hardware and parts are present prior to start of assembly.
3. Please follow attached instructions in the same sequence as numbered to assure fast & easy assembly.

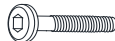







### WARNING!

1. Don't attempt to repair or modify parts that are broken or defective. Please contact the store immediately.
2. This product is for home use only and not intended for commercial establishments.

## HARDWARE IDENTIFICATION

### Z-B1(BOX1)-HARDWARE PACK IS LOCATED IN 224781KE (B1)

1	<b>BOLT</b> (M6 x 35mm - BLK)		6PCS
2	<b>LOCK WASHER</b> (1/4" - BLK)		6PCS
3	<b>FLAT WASHER</b> (1/4" x 13mm - BLK)		6PCS
4	<b>FLAT HEAD SCREW</b> (M4 x 32mm - RBW)		8PCS
5	<b>SMALL ALLEN WRENCH</b> (M4 x 65mm - BLK)		1PC
6	<b>BIG ALLEN WRENCH</b> (M5 x 65mm - BLK)		1PC

### NOTE:

Phillips head screw driver is required in the assembly process; however, manufacturer does not provide this item.

ITEM: **224781KE(B1&B2)**

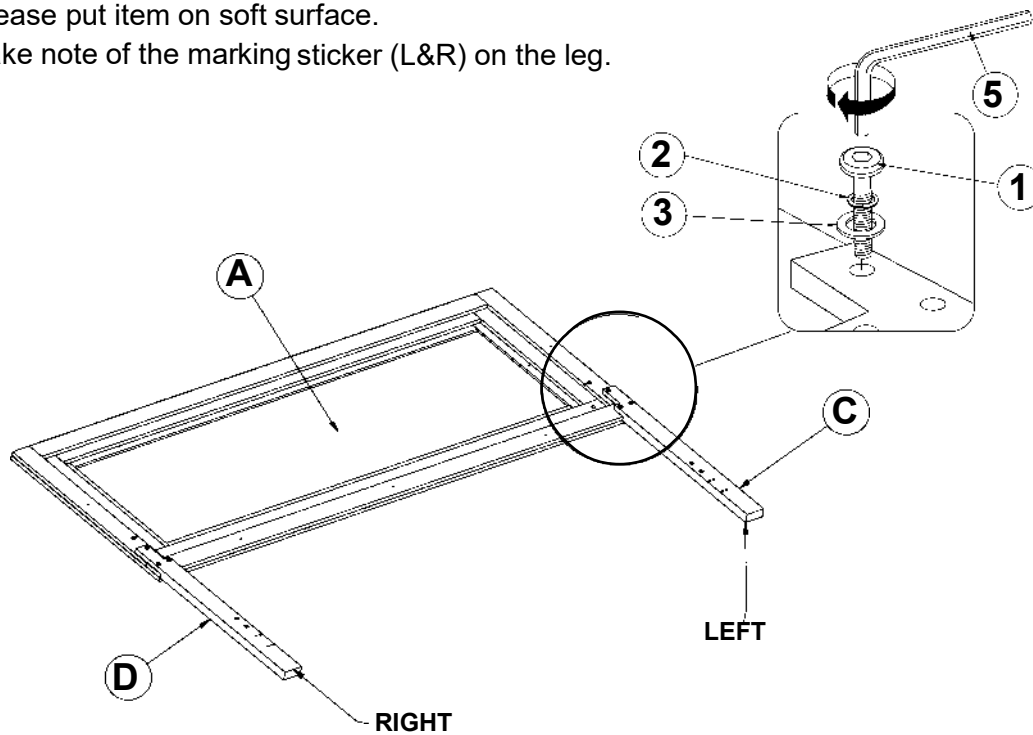


## ASSEMBLY INSTRUCTIONS

### STEP 1

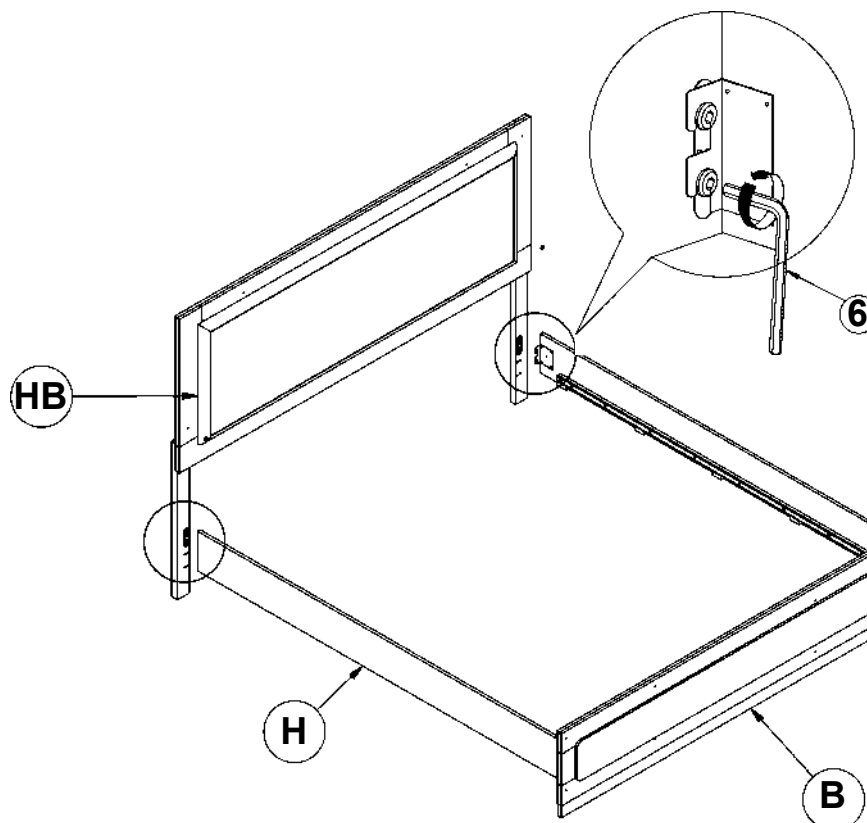
Note : Please put item on soft surface.

Please take note of the marking sticker (L&R) on the leg.



**\*\*BACK VIEW\*\***

### STEP 2

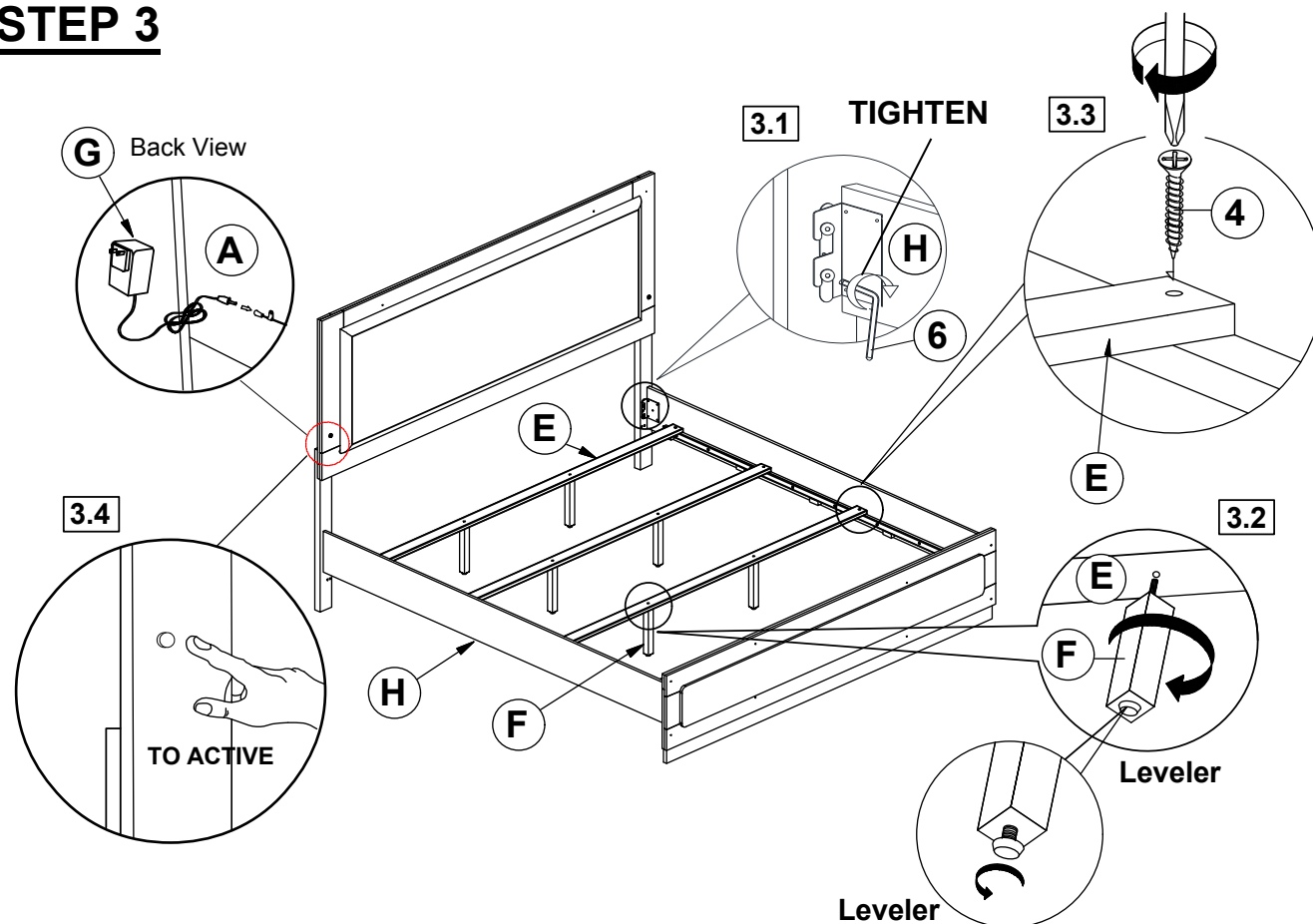


ITEM: **224781KE(B1&B2)**

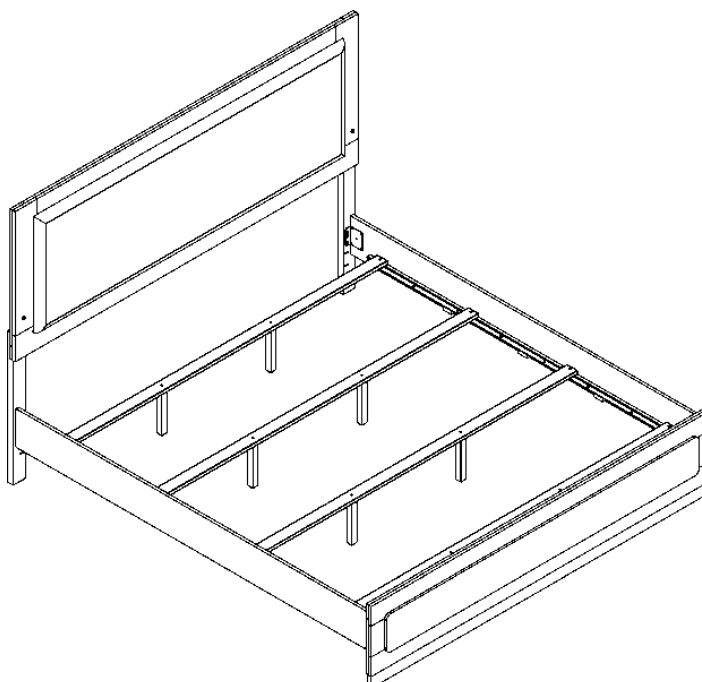


## ASSEMBLY INSTRUCTIONS

### STEP 3



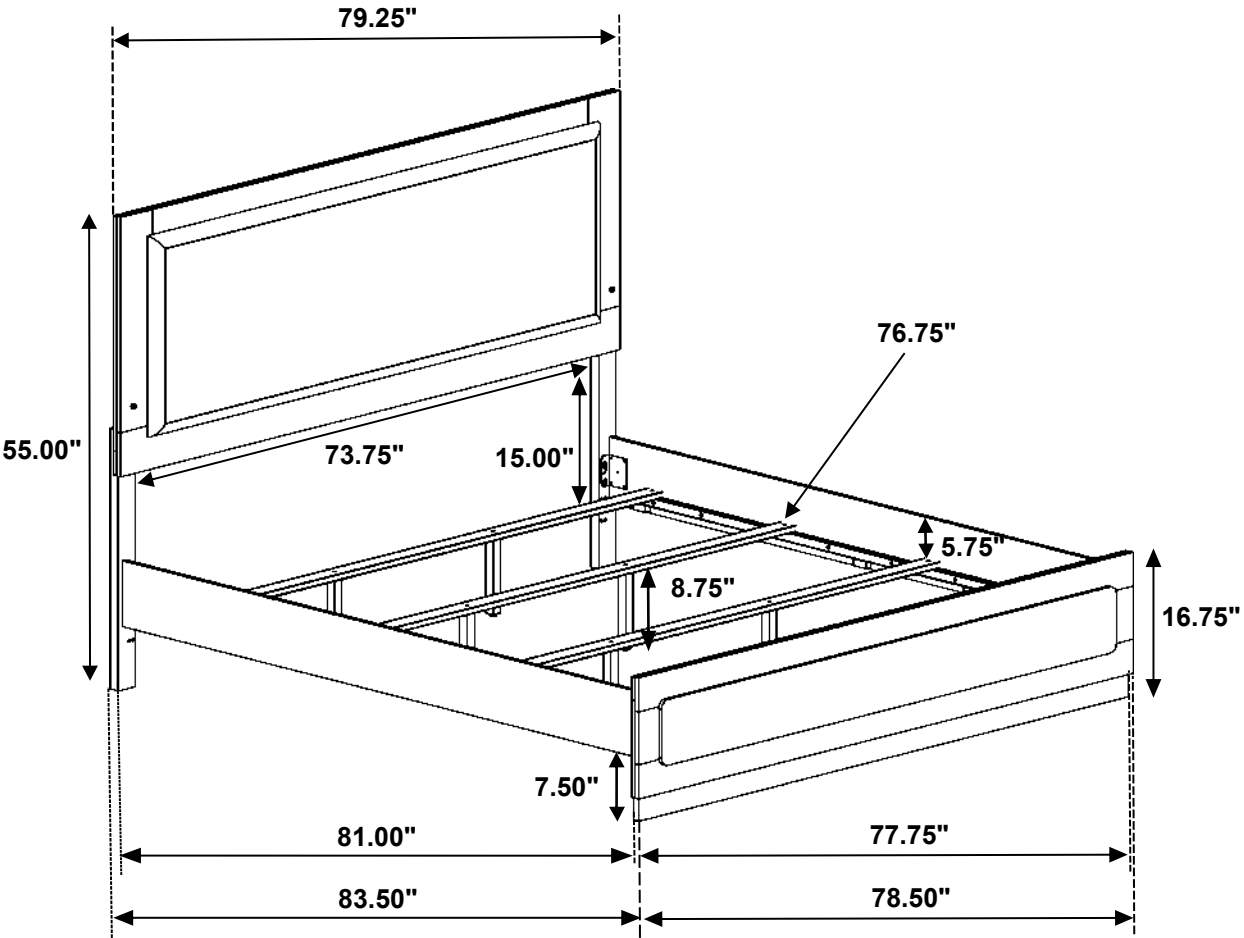
### STEP 4 **COMPLETE**



ITEM: **224781KE(B1&B2)**



Inner Size : 76.75"W x 81.00"D



Note : Dimension tolerance  $\pm 5\%$

# ASSEMBLY INSTRUCTIONS COASTER FINE FURNITURE



*Fine Furniture for every stage of life*

**224784**  
**Mirror**

ITEM: **224784**



## ASSEMBLY INSTRUCTIONS

### ASSEMBLY TIPS:

1. Remove hardware from box and sort by size.
2. Please check to see that all hardware and parts are present prior to start of assembly.
3. Please follow attached instructions in the same sequence as numbered to assure fast & easy assembly.



### WARNING!

1. Don't attempt to repair or modify parts that are broken or defective. Please contact the store immediately.
2. This product is for home use only and not intended for commercial establishments.

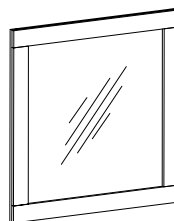


ASSEMBLY TIME

5 MINUTES


## PARTS IDENTIFICATION

A MIRROR



1PC

B DRESSER FROM BOX  
ITEM #224783



1PC

C MIRROR SUPPORT  
(PACKED WITH DRESSER)



2PCS

## HARDWARE IDENTIFICATION

1 FLAT HEAD SCREW  
(M4 x 32mm - RBW)



8PCS

### NOTE:

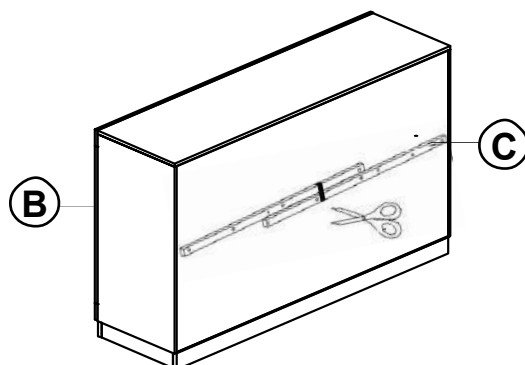
Phillips head screw driver is required in the assembly process; however, manufacturer does not provide this item.

ITEM: **224784**

## ASSEMBLY INSTRUCTIONS

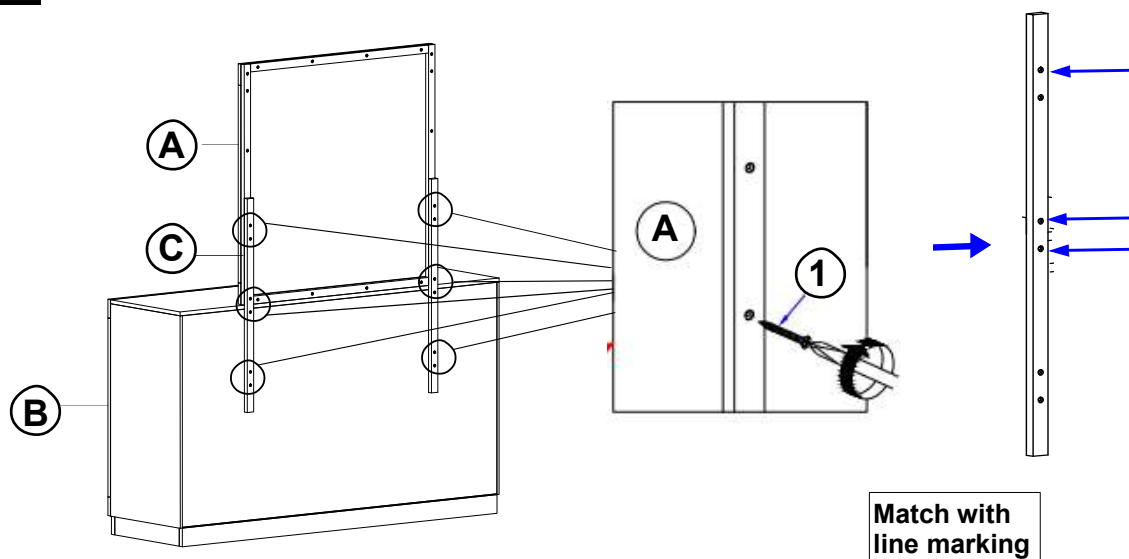


### STEP 1



Back View


### STEP 2



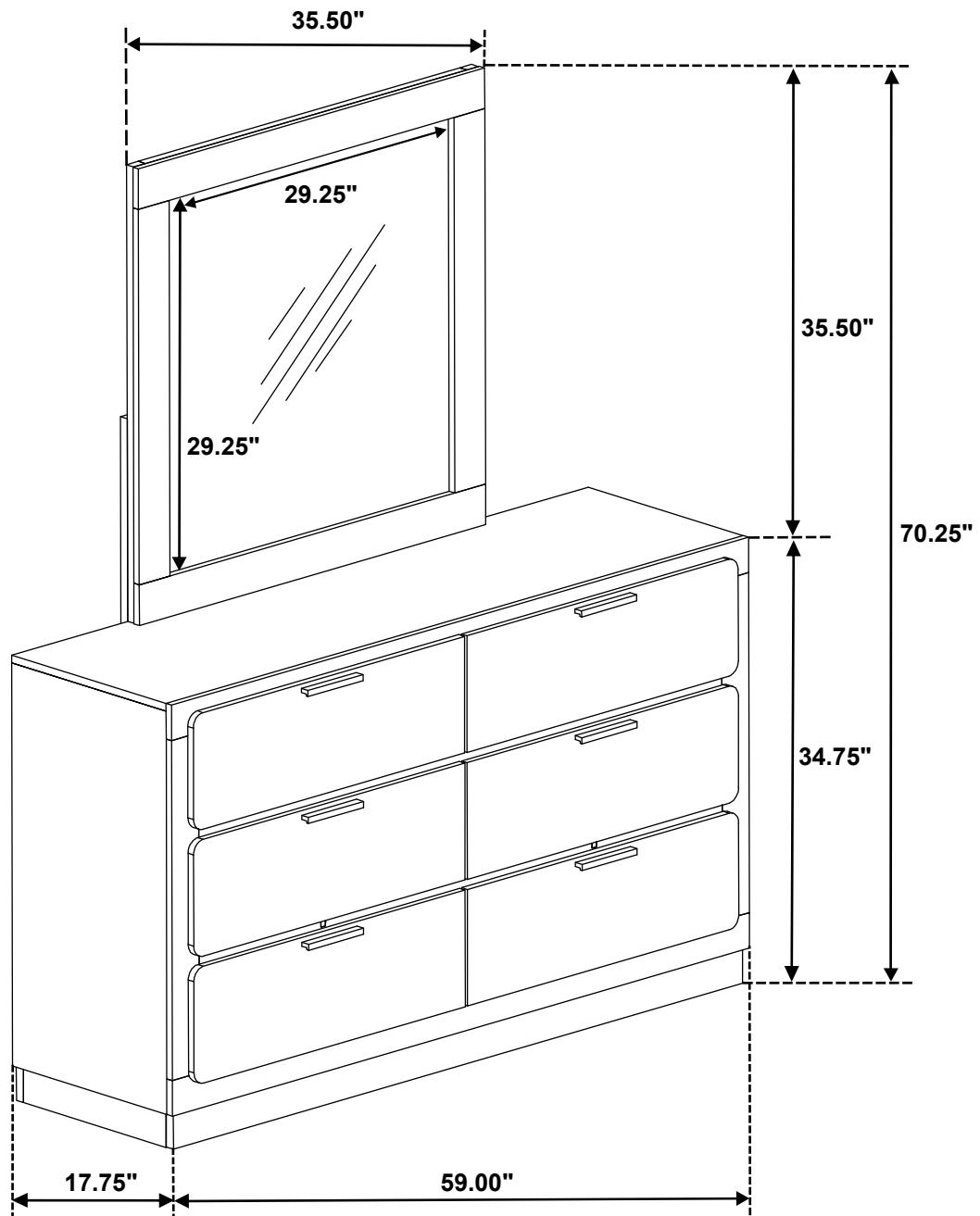
Match with  
line marking

Back View

### STEP 3 COMPLETE



ITEM: **224784**



**Note : Dimension tolerance  $\pm 5\%$**