



ASSEMBLY INSTRUCTIONS COASTER FINE FURNITURE



Fine Furniture for every stage of life

224931KE(B1&B2) ***Eastern King Bed***

ITEM: 224931KE (B1&B2)



ASSEMBLY INSTRUCTIONS

ASSEMBLY TIPS:

1. Remove hardware from box and sort by size.
2. Please check to see that all hardware and parts are present prior to start of assembly.
3. Please follow attached instructions in the same sequence as numbered to assure fast & easy assembly.



WARNING!

1. Don't attempt to repair or modify parts that are broken or defective. Please contact the store immediately.
2. This product is for home use only and not intended for commercial establishments.









ASSEMBLY TIME

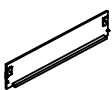




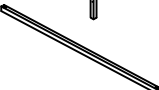
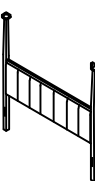

30 MINUTES

PARTS IDENTIFICATION

B1 (BOX 1)

| | | | |
|---|-------------------------------|---|------|
| A | HEADBOARD PANEL |  | 1PC |
| B | FOOTBOARD PANEL |  | 1PC |
| C | TOP CANOPY BAR |  | 2PCS |
| D | BED SLAT |  | 4PCS |
| E | BED SLAT SUPPORT WITH LEVELER |  | 8PCS |
| F | WOOD CLEAT |  | 2PCS |

B2 (BOX 2)

| | | | |
|----|--|--|------|
| G | BED RAIL |  | 2PCS |
| H | LEFT HEADBOARD POST |  | 1PC |
| I | RIGHT HEADBOARD POST |  | 1PC |
| J | LEFT FOOTBOARD POST |  | 1PC |
| K | RIGHT FOOTBOARD POST |  | 1PC |
| L | SIDE CANOPY BAR |  | 2PCS |
| HB | 224931KE (B1&B2) FROM BOX 1&2 HEADBOARD COMPLETE |  | 1PC |
| FB | 224931KE (B1&B2) FROM BOX 1&2 FOOTBOARD COMPLETE |  | 1PC |

ITEM: 224931KE (B1&B2)



ASSEMBLY INSTRUCTIONS

ASSEMBLY TIPS:

1. Remove hardware from box and sort by size.
2. Please check to see that all hardware and parts are present prior to start of assembly.
3. Please follow attached instructions in the same sequence as numbered to assure fast & easy assembly.



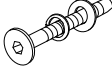




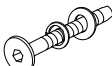


WARNING!

1. Don't attempt to repair or modify parts that are broken or defective. Please contact the store immediately.
2. This product is for home use only and not intended for commercial establishments.

HARDWARE IDENTIFICATION

Z-B2 (BOX 2) - HARDWARE PACK IS LOCATED IN 224931KE (B2)

| | | | |
|---|---|---|-------|
| 1 | ALLEN WRENCH (M4 x 110mm - BLK) |  | 1PC |
| 2 | SHORT BOLT (M6 x 25mm - BLK) |  | 8PCS |
| 3 | LONG BOLT (M6 x 60mm - BLK) |  | 10PCS |
| 4 | WOOD DOWEL (M10 x 40mm) |  | 14PCS |
| 5 | SHORT FLAT HEAD SCREW (M3.5 x 16mm - BLK) |  | 20PCS |
| 6 | LONG FLAT HEAD SCREW (#8 x 1 1/8" - BLK) |  | 8PCS |
| 7 | BRACKET (35H x 18W x 35Lmm - BLK) |  | 8PCS |
| 8 | MEDIUM BOLT (M6 x 50mm - BLK) |  | 2PCS |

NOTE:

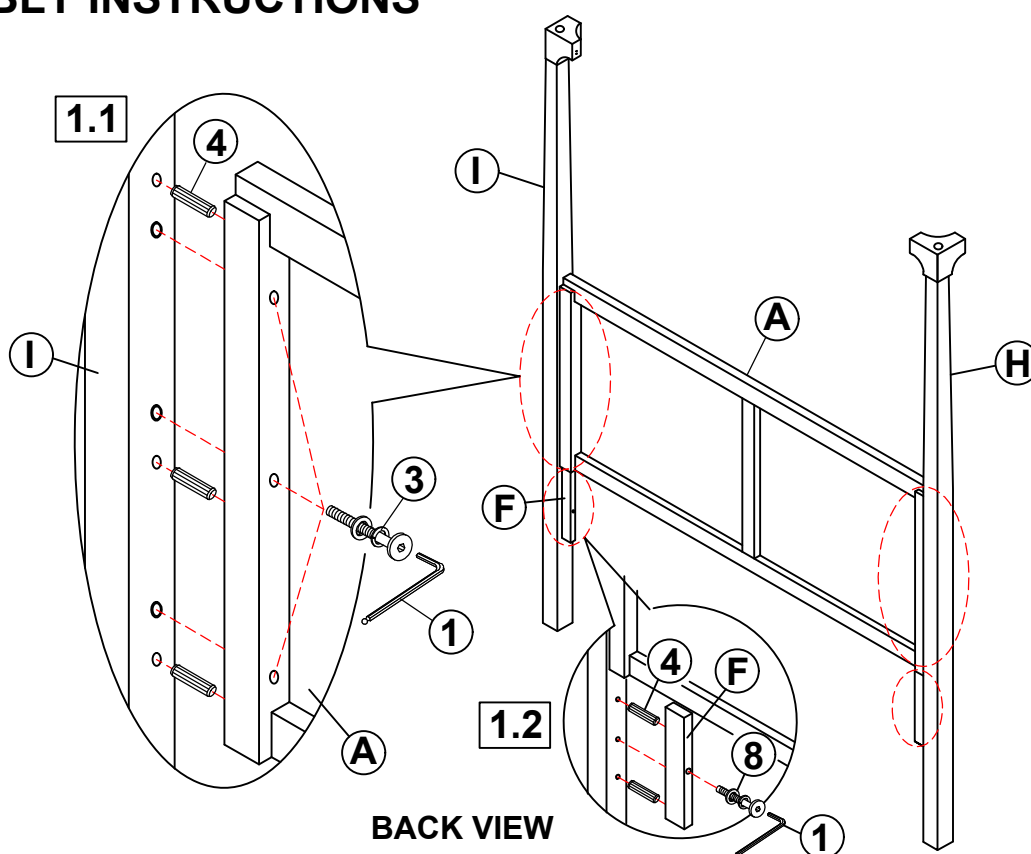
Phillips head screw driver is required in the assembly process; however, manufacturer does not provide this item.

ITEM: **224931KE (B1&B2)**

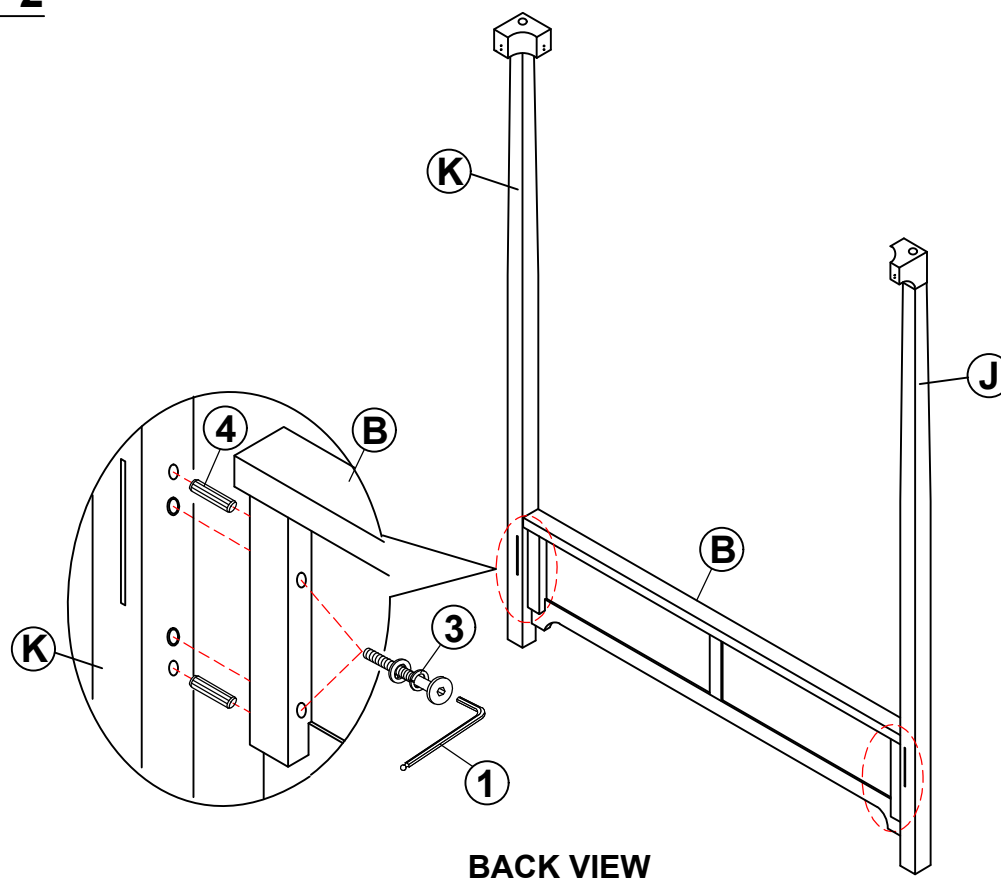


ASSEMBLY INSTRUCTIONS

STEP 1



STEP 2

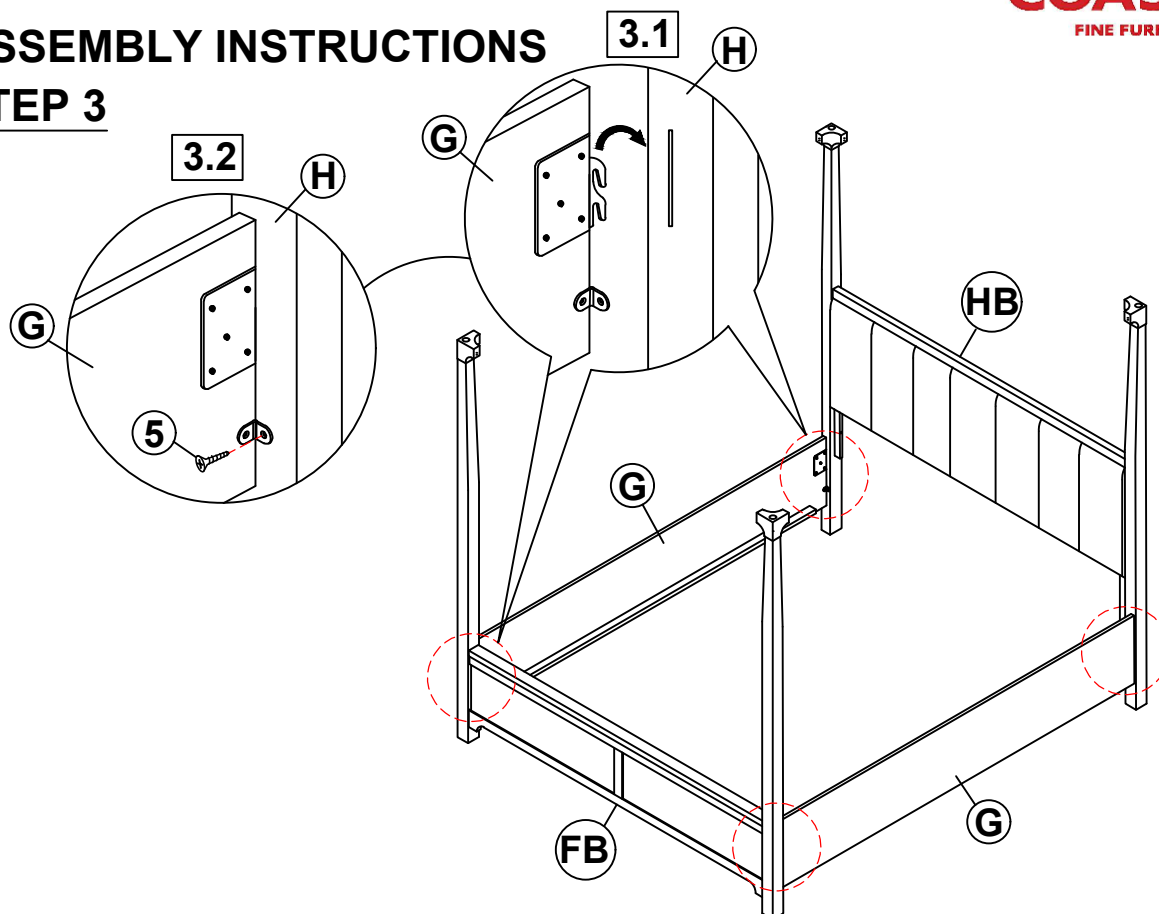


ITEM: 224931KE (B1&B2)

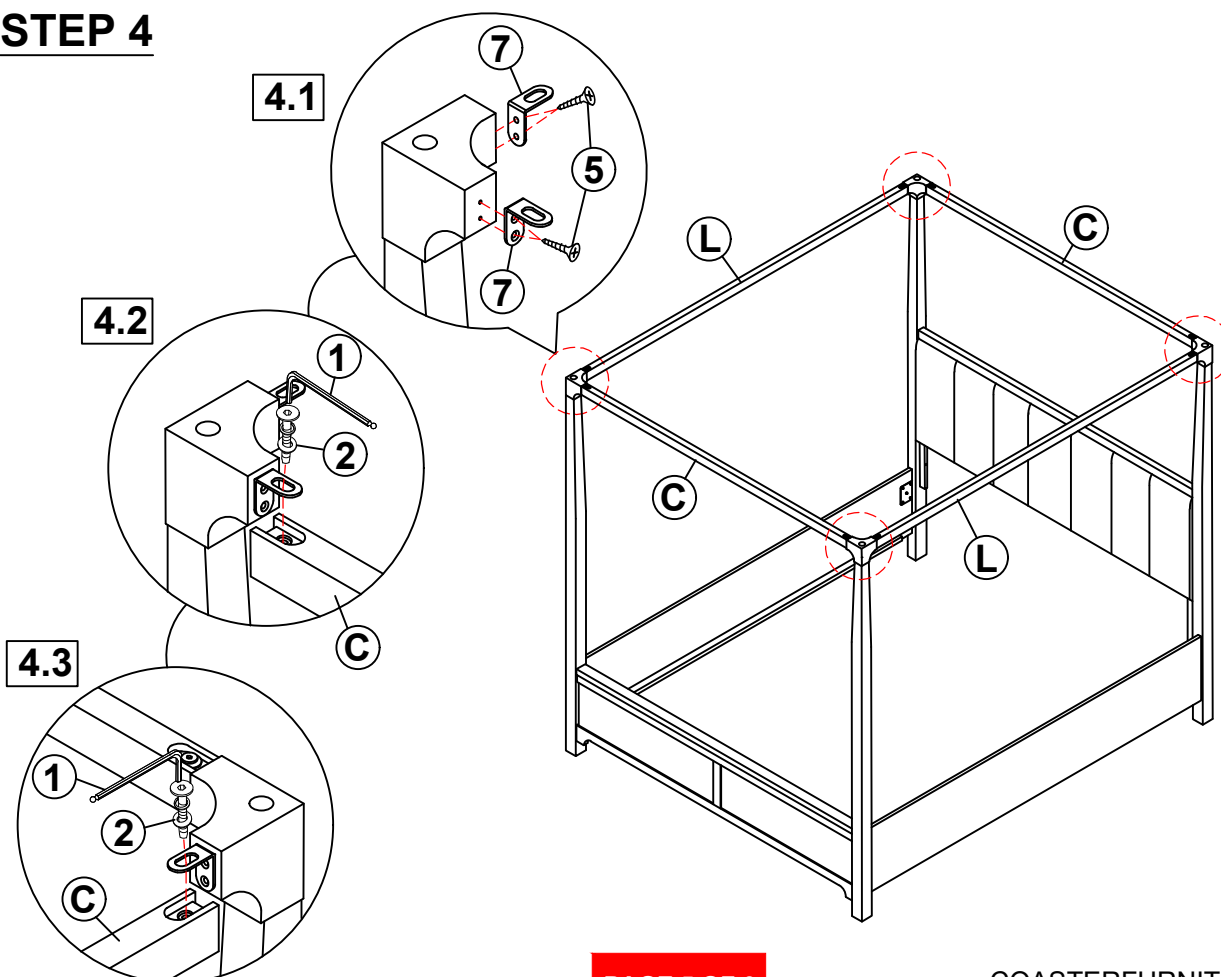


ASSEMBLY INSTRUCTIONS

STEP 3



STEP 4

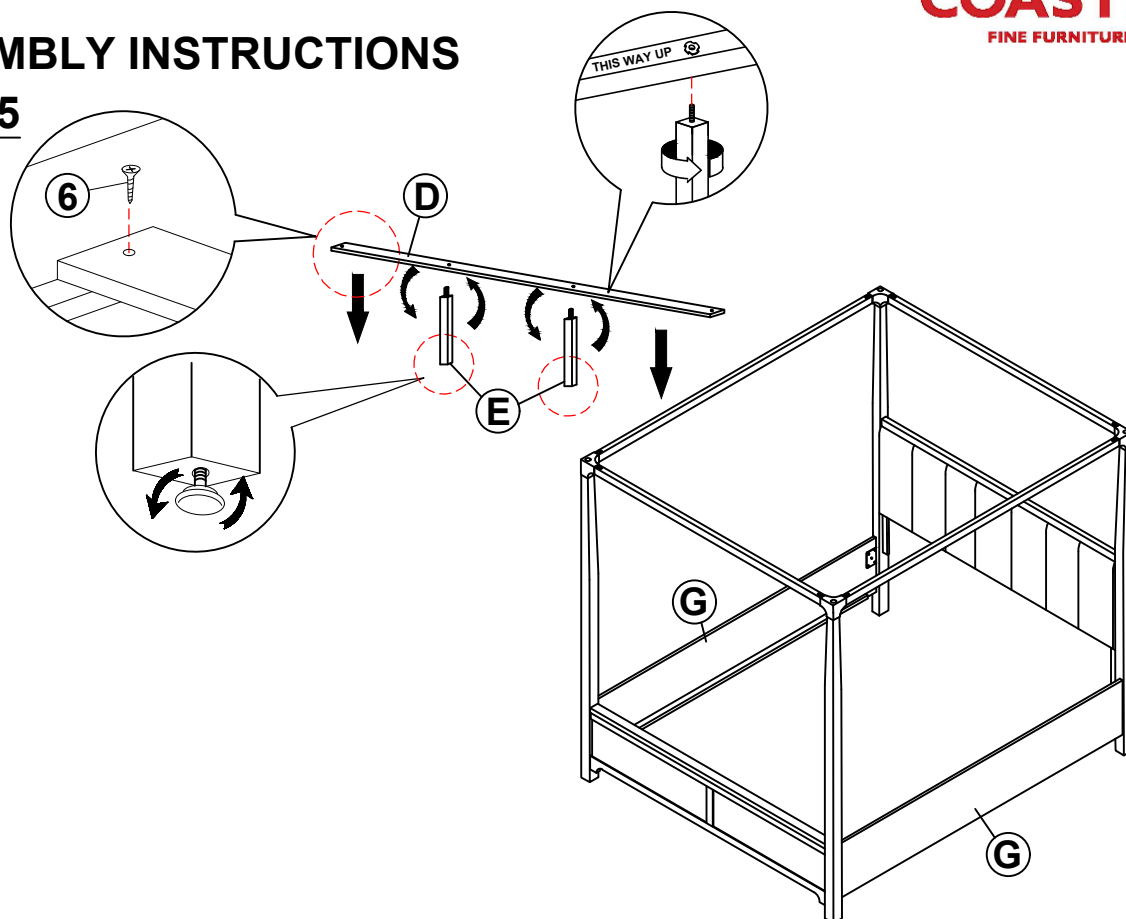


ITEM: **224931KE (B1&B2)**


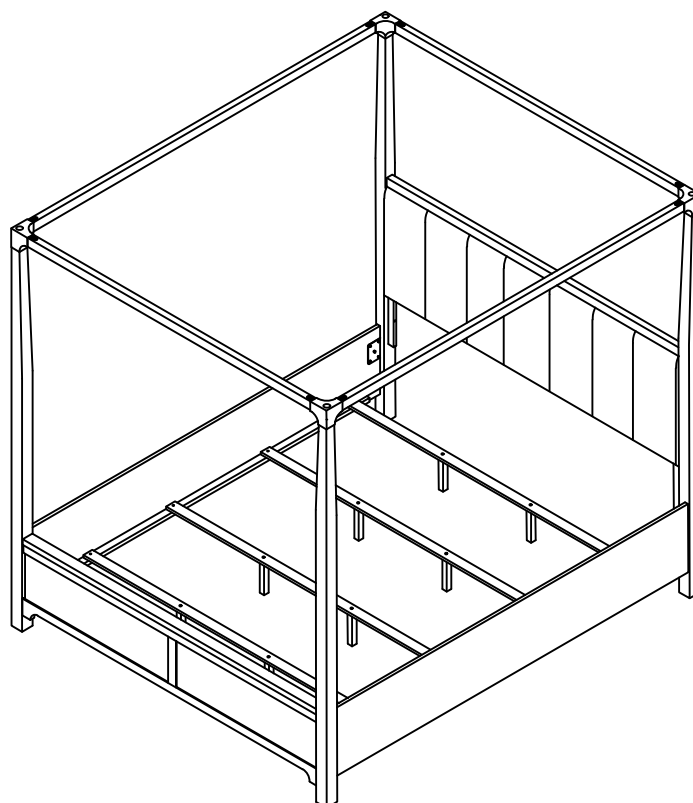


ASSEMBLY INSTRUCTIONS

STEP 5

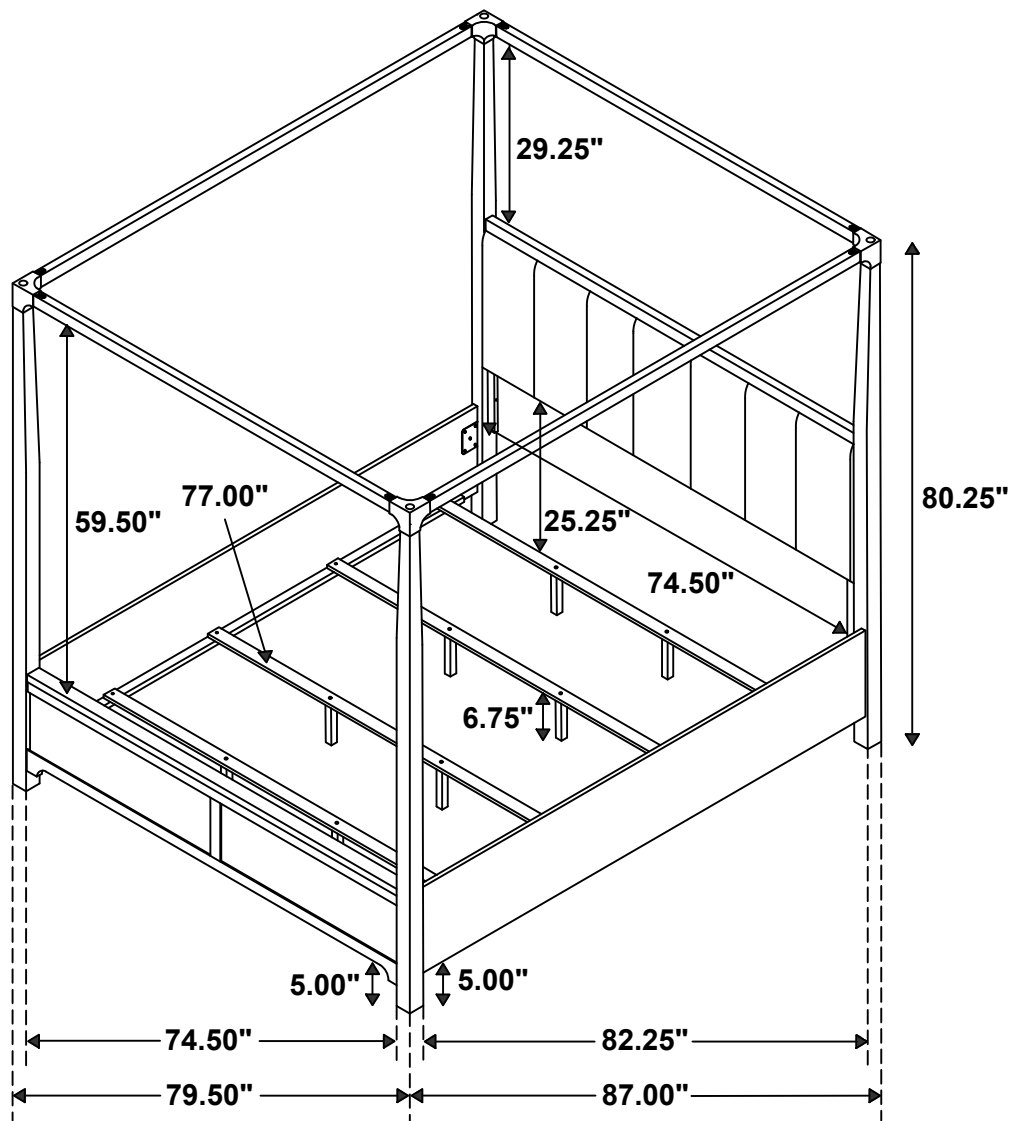


STEP 6 COMPLETE



ITEM: **224931KE (B1&B2)**

Inner Size : 77.00"W x 81.00"D



Note : Dimension tolerance $\pm 5\%$