

ASSEMBLY INSTRUCTIONS COASTER FINE FURNITURE



Fine Furniture for every stage of life

224941Q(B1&B2)
Queen Bed

ITEM: 224941Q(B1&B2)

ASSEMBLY INSTRUCTIONS



ASSEMBLY TIPS:

1. Remove hardware from box and sort by size.
2. Please check to see that all hardware and parts are present prior to start of assembly.
3. Please follow attached instructions in the same sequence as numbered to assure fast & easy assembly.



WARNING!

1. Don't attempt to repair or modify parts that are broken or defective. Please contact the store immediately.
2. This product is for home use only and not intended for commercial establishments.



ASSEMBLY TIME

25 MINUTES

PARTS IDENTIFICATION

B1 (BOX 1)

A HEADBOARD PANEL 1PC



B LEFT HEADBOARD LEG (WITH "L" LABEL) 1PC



C RIGHT HEADBOARD LEG (WITH "R" LABEL) 1PC



D FOOTBOARD 1PC



E BED SLAT 4PCS



F BED SLAT SUPPORT WITH LEVELER 4PCS



G ADAPTER 1PC




B2 (BOX 2)

H BED RAIL 2PCS



HB 224941Q (B1) FROM BOX 1 HEADBOARD COMPLETE 1PC



D 224941Q (B1) FROM BOX 1 FOOTBOARD 1PC



ITEM: 224941Q(B1&B2)

ASSEMBLY INSTRUCTIONS



ASSEMBLY TIPS:

1. Remove hardware from box and sort by size.
2. Please check to see that all hardware and parts are present prior to start of assembly.
3. Please follow attached instructions in the same sequence as numbered to assure fast & easy assembly.









WARNING!

1. Don't attempt to repair or modify parts that are broken or defective. Please contact the store immediately.
2. This product is for home use only and not intended for commercial establishments.

HARDWARE IDENTIFICATION

Z-B1 (BOX 1) - HARDWARE PACK IS LOCATED IN 224941Q (B1)

| | | | | | | | |
|---|--|---|------|---|--|---|-------|
| 1 | SMALL ALLEN WRENCH (M4 x 65MM - BLK) |  | 1PC | 4 | BOLT (M6 x 30mm - RBW) |  | 6PCS |
| 2 | BIG ALLEN WRENCH (M5 x 65MM - BLK) |  | 1PC | 5 | LOCK WASHER (1/4" x 12Ø - RBW) |  | 6 PCS |
| 3 | FLAT HEAD SCREW (M4 x 32MM - RBW) |  | 8PCS | 6 | FLAT WASHER (1/4" x 19Ø - RBW) |  | 6 PCS |

NOTE:

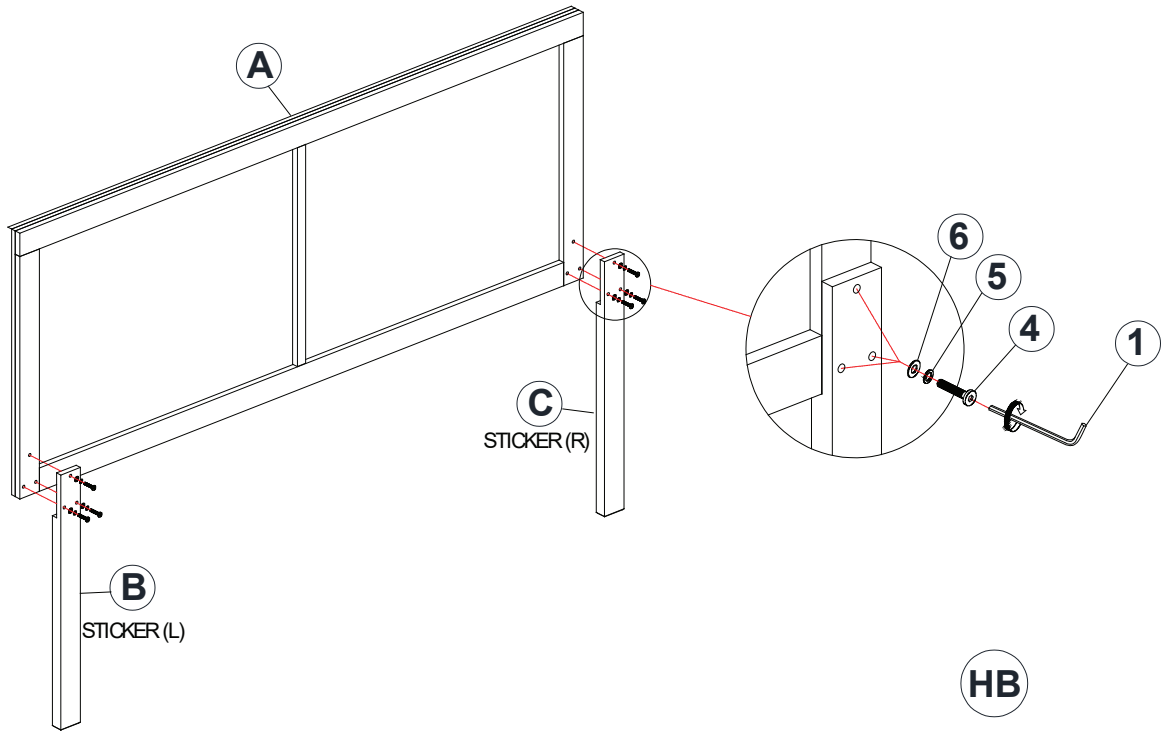
Phillips head screw driver is required in the assembly process; however, manufacturer does not provided this item.

ITEM: 224941Q(B1&B2)

ASSEMBLY INSTRUCTIONS

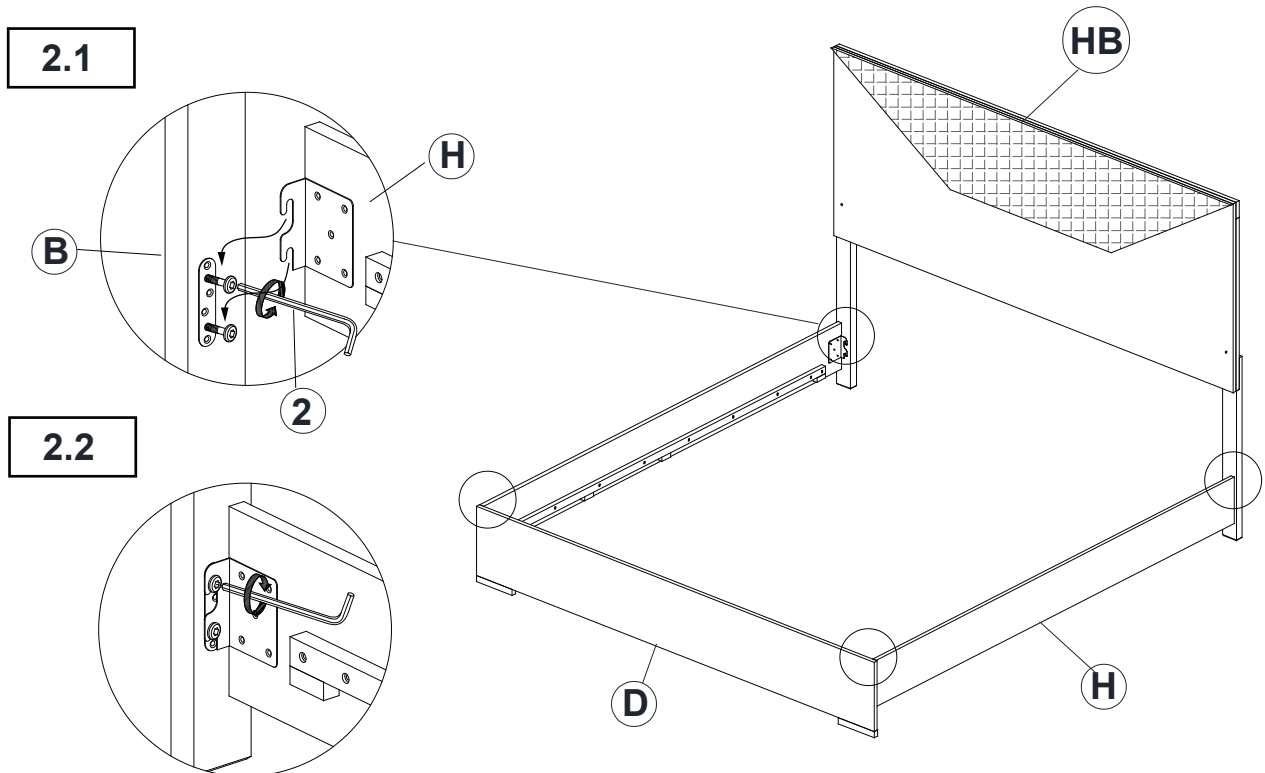


STEP 1



**** BACK VIEW**

STEP 2

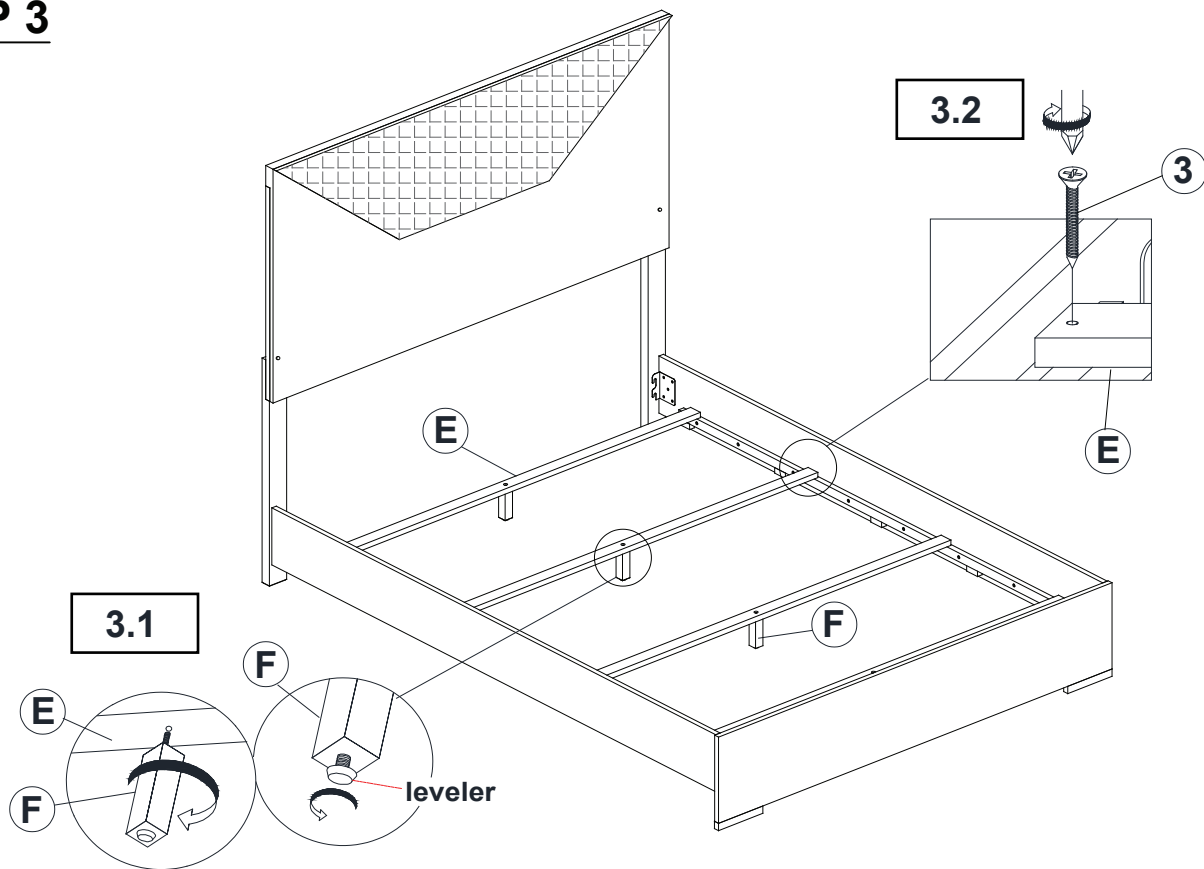


ITEM: 224941Q(B1&B2)


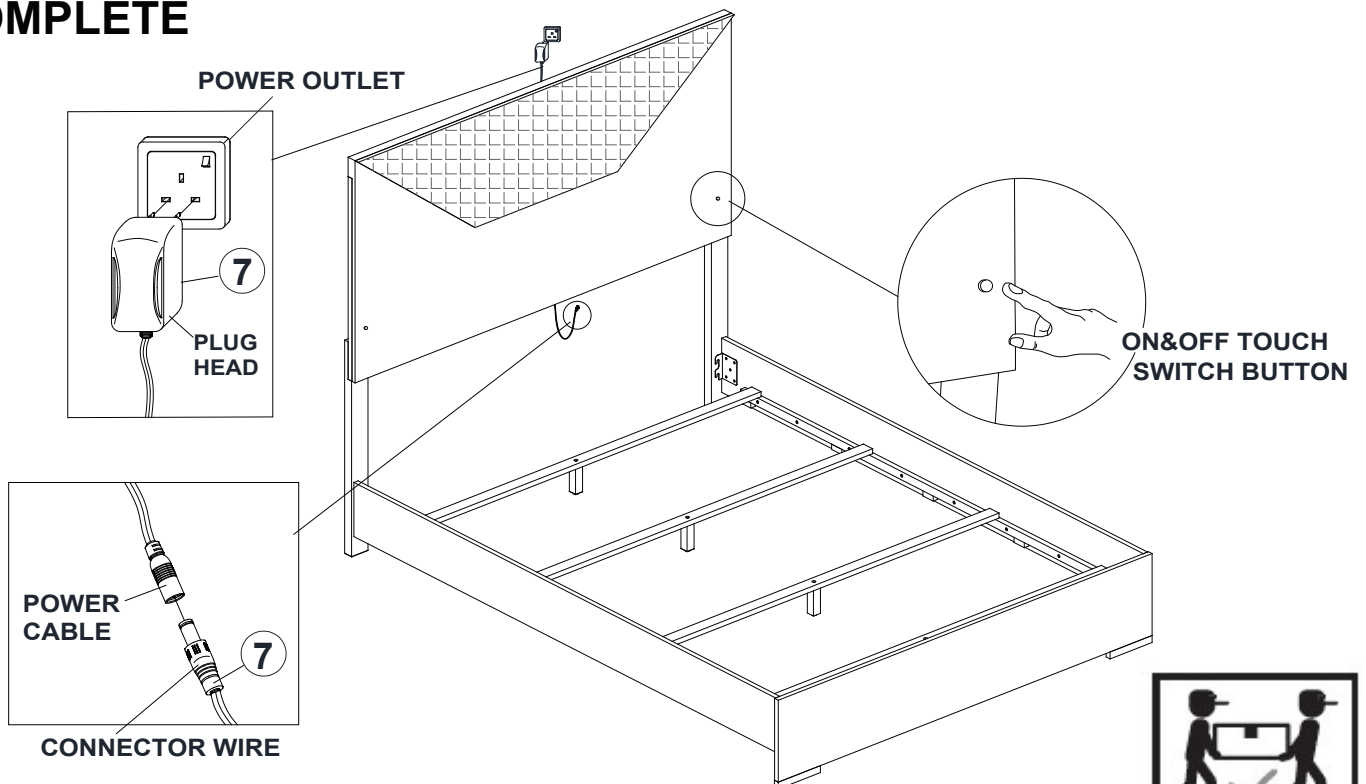


ASSEMBLY INSTRUCTIONS

STEP 3



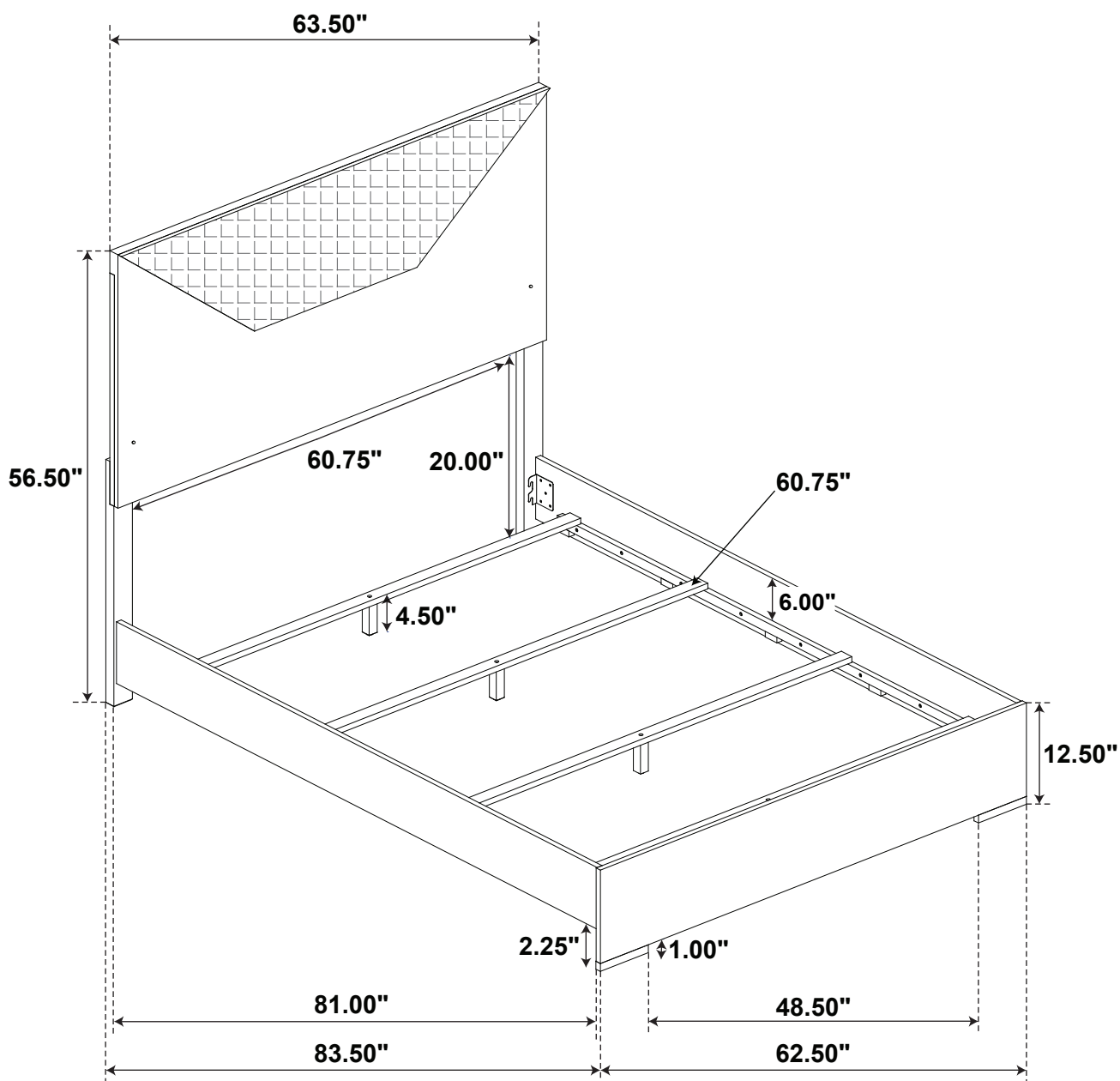
STEP 4 COMPLETE



ITEM: **224941Q(B1&B2)**



Inner Size : 60.50"W X 80.50"D



Note : Dimension tolerance $\pm 5\%$