

ASSEMBLY INSTRUCTIONS
COASTER FINE FURNITURE



Fine Furniture for every stage of life

2405
BAR TABLE

ASSEMBLY INSTRUCTIONS

ASSEMBLY TIPS:

1. Remove hardware from box and sort by size.
2. Please check to see that all hardware and parts are present prior to start of assembly.
3. Please follow attached instructions in the same sequence as numbered to assure fast & easy assembly.



WARNING!

1. Don't attempt to repair or modify parts that are broken or defective. Please contact the store immediately.
2. This product is for home use only and not intended for commercial establishments.

ASSEMBLY TIME

10 MINUTES

PARTS IDENTIFICATION

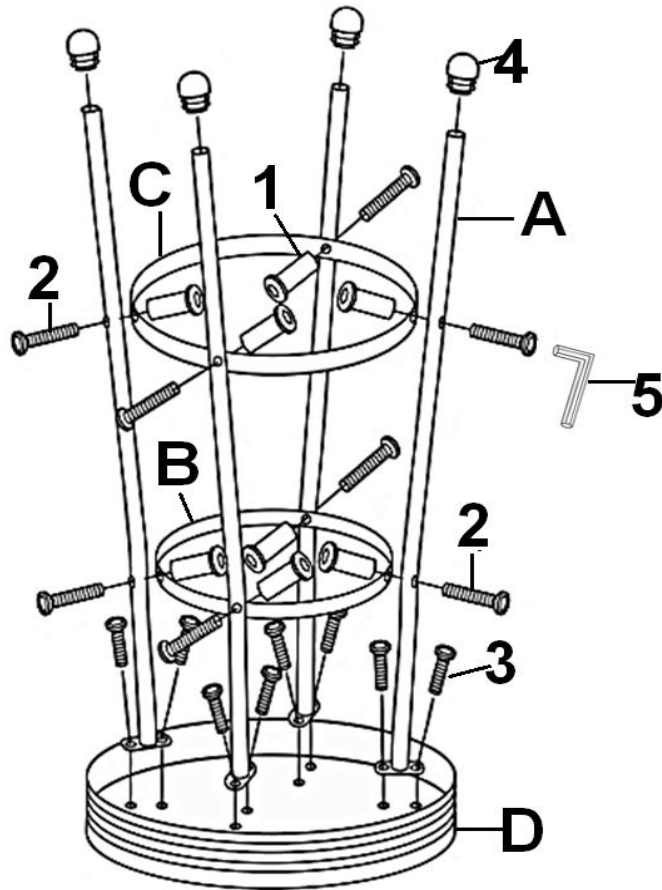
A	LEG		4PCS
B	SMALL STRETCHER RING		1PC
C	LARGE STRETCHER RING		1PC
D	TABLE TOP		1PC

HARDWARE IDENTIFICATION

1	BOLT NUT (1/4")		8PCS
2	BOLT (1/4" x 32mm)		8PCS
3	BOLT (1/4" x 15mm)		8PCS
4	CAP (1")		4PCS
5	WRENCH (4mm)		1PC

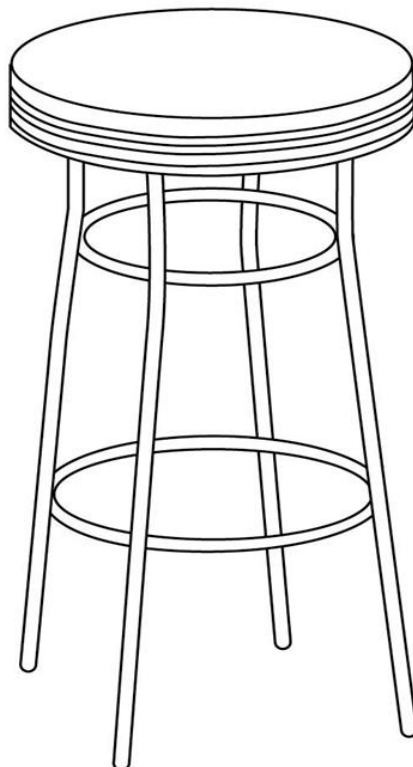
ITEM: **2405**

ASSEMBLY INSTRUCTIONS
STEP 1



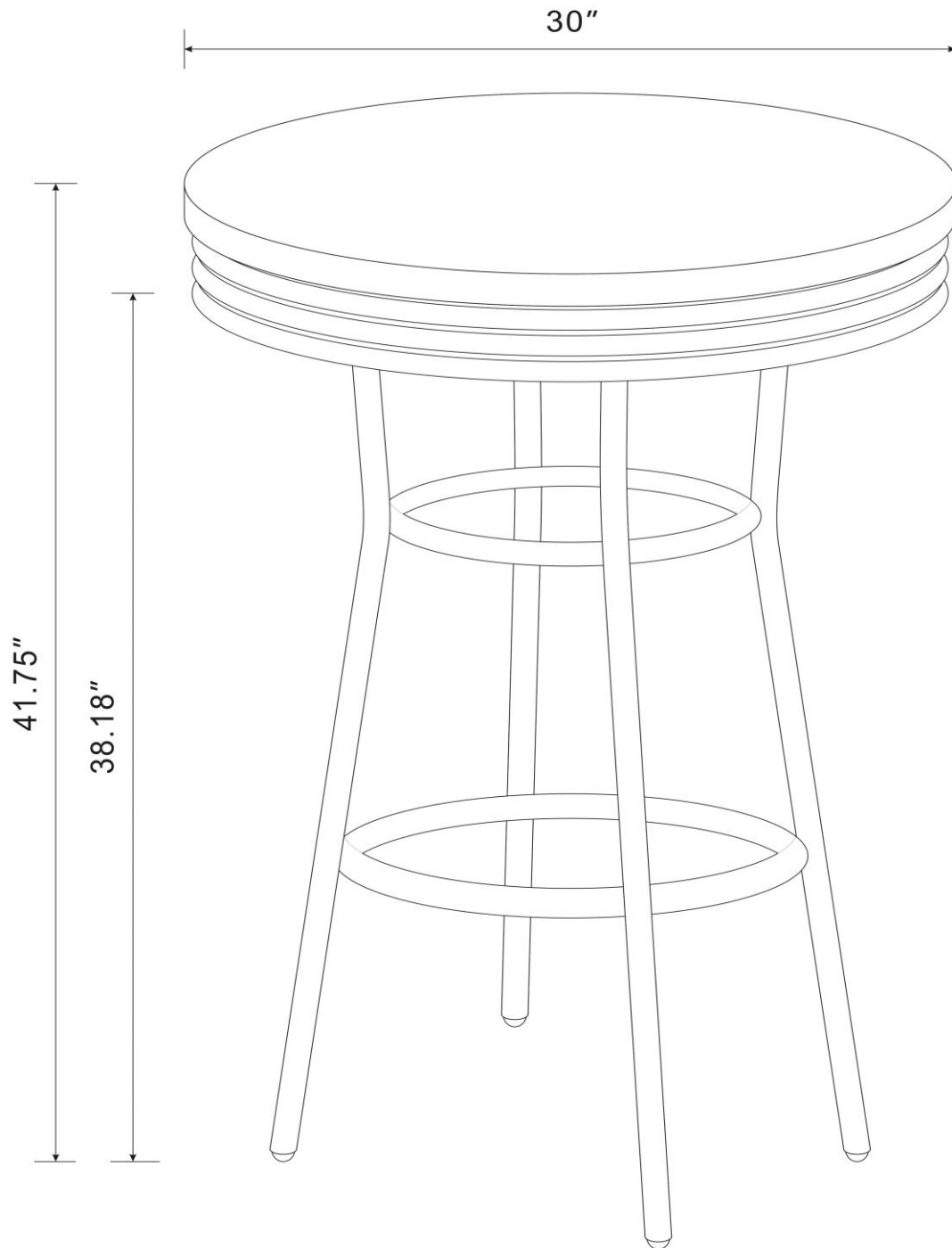
STEP 2

COMPLETE



ITEM:2405

COASTER
FINE FURNITURE



Note : Dimension tolerance $\pm 5\%$

ASSEMBLY INSTRUCTIONS
COASTER FINE FURNITURE



Fine Furniture for every stage of life

2408
Bar Stool

REVISION 0: 04/02/2018
REVISION 1: 08/08/2022

ITEM:2408

ASSEMBLY INSTRUCTIONS



ASSEMBLY TIPS:

1. Remove hardware from box and sort by size.
2. Please check to see that all hardware and parts are present prior to start of assembly.
3. Please follow attached instructions in the same sequence as numbered to assure fast & easy assembly.

WARNING!



1. Don't attempt to repair or modify parts that are broken or defective.
Please contact the store immediately.
2. This product is for home use only and not intended for commercial establishments.

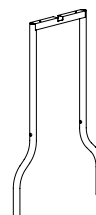
ASSEMBLY TIME

30 MINUTES

PARTS IDENTIFICATION

AN

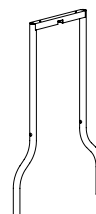
LOWER LEG



1PC

BN

UPPER LEG



1PC

CN

SWIVEL PLATE



1PC

DN

BOTTOM RING



1PC

EN

CUSHION SEAT



1PC

NOTE: QUANTITIES SHOWN ARE FOR ONE STOOL

ITEM:2408



HARDWARE IDENTIFICATION

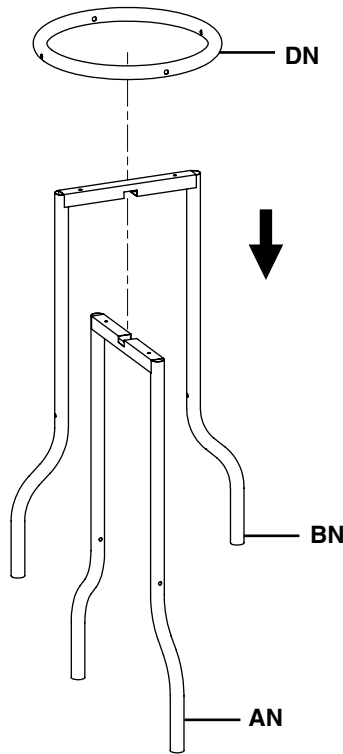
1	ALLEN BOLT-LARGE (1/4" x 1-1/2"L - SR)		8PCS
2	ALLEN BOLT-SMALL (1/4" x 3/4"L - SR)		4PCS
3	SCREW TUBE (1/4" x 5/8"L - SR)		4PCS
4	WASHER (Φ18mm - SR)		4PCS
5	HEX NUT (5 x 10H mm - SR)		4PCS
6	PLASTIC END CAP (Φ25 x 22mm - BLK)		4PCS
7	ALLEN WRENCH (4 x 20W x 57L mm - SR)		2PCS
8	OPEN END WRENCH (60 x 15mm - SR)		1PC

NOTE: QUANTITIES SHOWN ARE FOR ONE STOOL

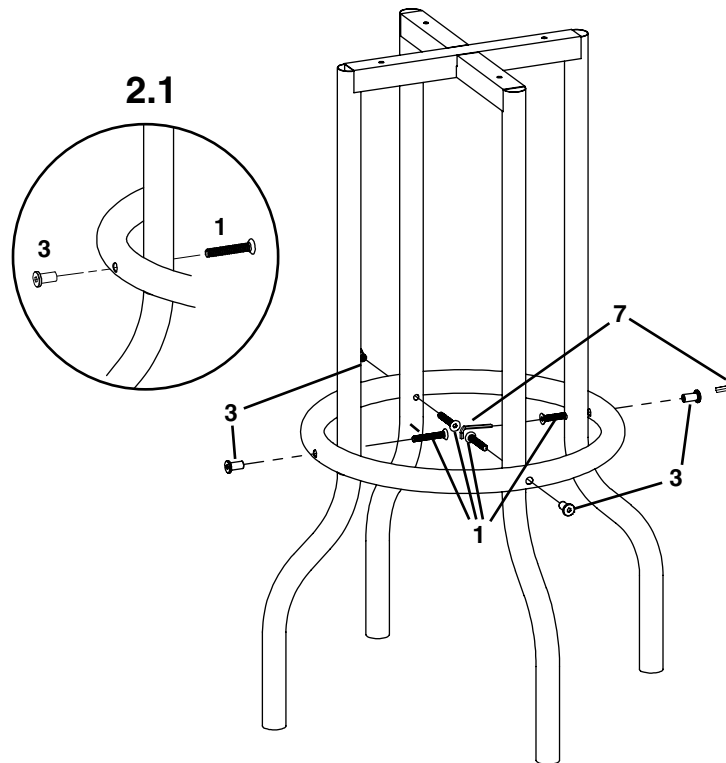
ITEM:2408

ASSEMBLY INSTRUCTIONS

STEP 1



STEP 2

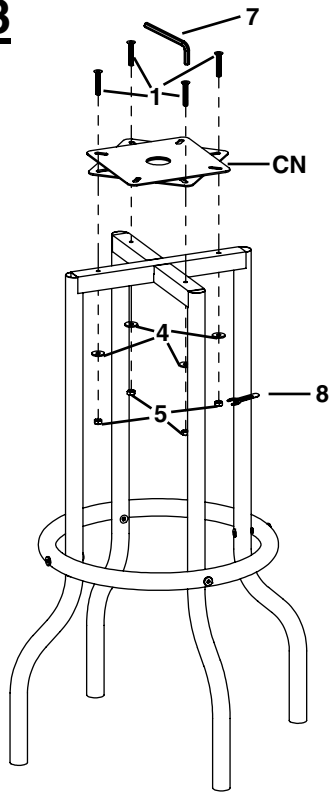


ITEM:2408

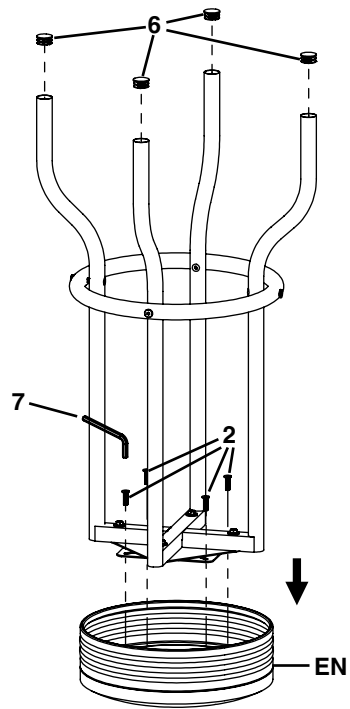
ASSEMBLY INSTRUCTIONS



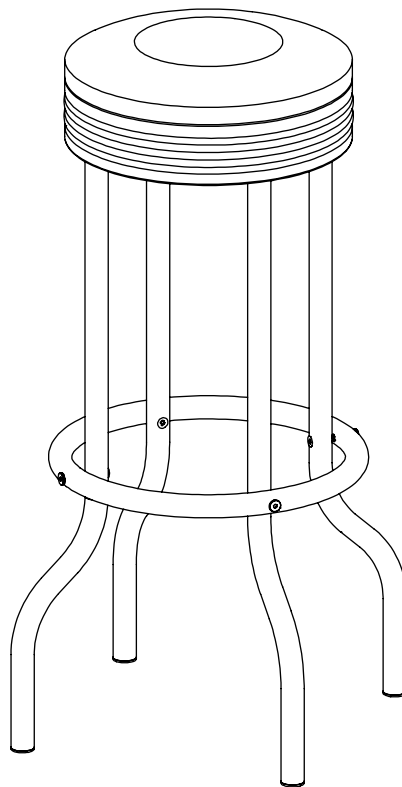
STEP 3



STEP 4

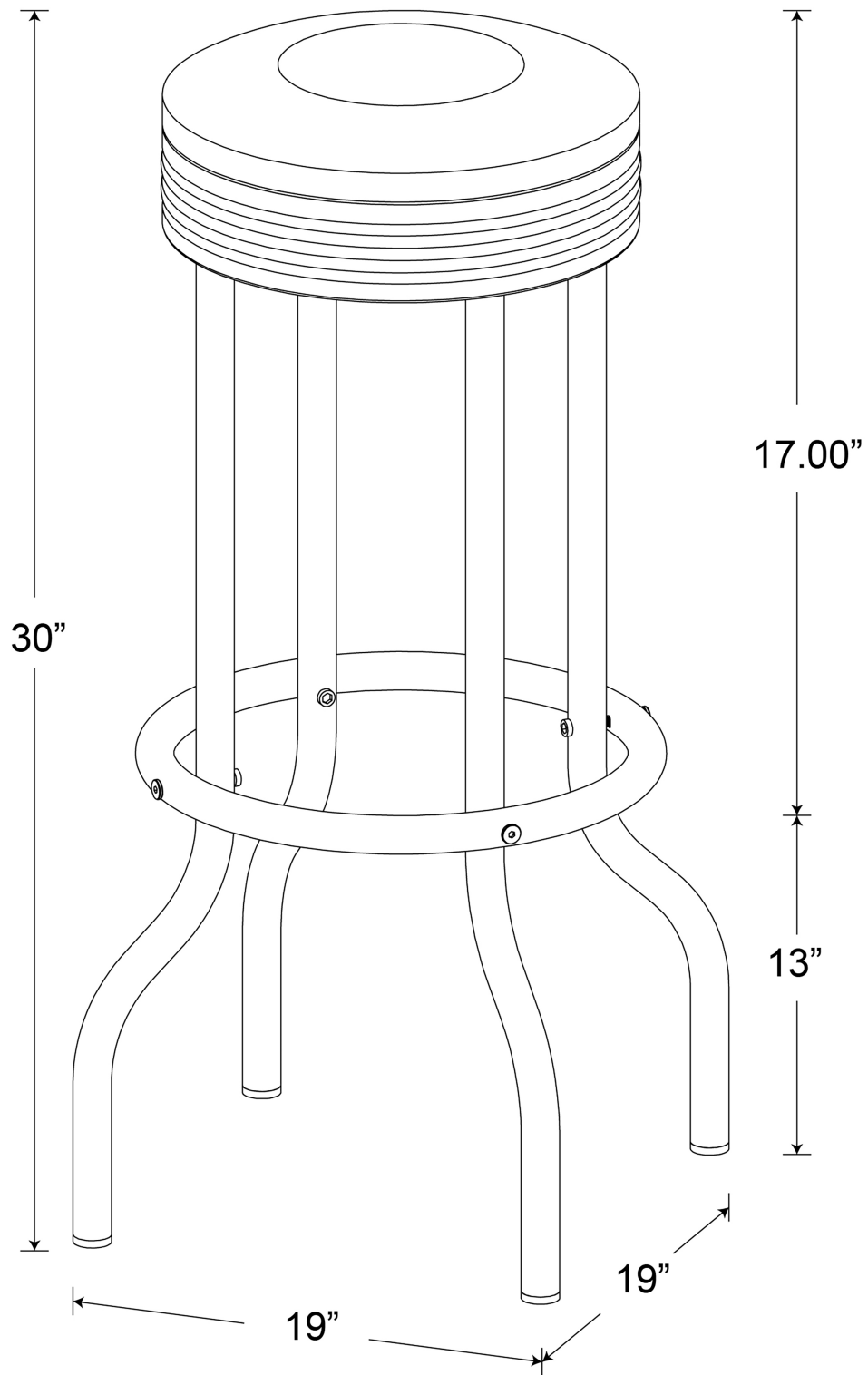


STEP 5
COMPLETE



ITEM:2408

COASTER
FINE FURNITURE



Note : Dimension tolerance $\pm 5\%$