



## ASSEMBLY INSTRUCTIONS COASTER FINE FURNITURE



*Fine Furniture for every stage of life*

**301405F(B1&B2)**  
**Full Bed**



# ITEM: 301405F(B1&B2)



## ASSEMBLY INSTRUCTIONS

### ASSEMBLY TIPS:

1. Remove hardware from box and sort by size.
2. Please check to see that all hardware and parts are present prior to start of assembly.
3. Please follow attached instructions in the same sequence as numbered to assure fast & easy assembly.



### WARNING!

1. Don't attempt to repair or modify parts that are broken or defective. Please contact the store immediately.
2. This product is for home use only and not intended for commercial establishments.



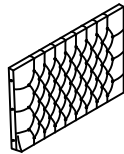
ASSEMBLY TIME

15 MINUTES

## PARTS IDENTIFICATION

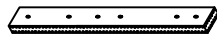
### B1(BOX1)

A HEADBOARD PANEL



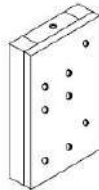
1PC

C RIGHT HEADBOARD LEG



1PC

E RIGHT WOOD CLEAT



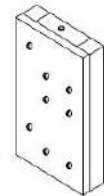
1PC

B LEFT HEADBOARD LEG



1PC

D LEFT WOOD CLEAT



1PC

### B2(BOX2)

F FOOTBOARD LEG



2PCS

H RIGHT BED RAIL



1PC

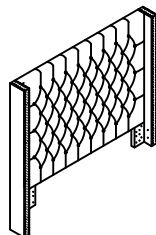
J BED SLAT



4PCS

HB

301405F(B1)  
FROM BOX1  
HEADBOARD  
COMPLETE



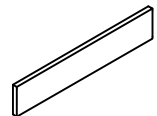
1PC

G LEFT BED RAIL




1PC

I FOOTBOARD PANEL



1PC

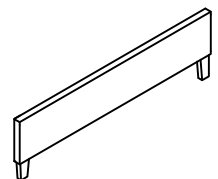
K BED SLAT SUPPORT WITH LEVELER



4PCS

FB

301405F(B2)  
FROM BOX2  
FOOTBOARD  
COMPLETE



1PC



# ITEM: 301405F(B1&B2)

## ASSEMBLY INSTRUCTIONS

### ASSEMBLY TIPS:

1. Remove hardware from box and sort by size.
2. Please check to see that all hardware and parts are present prior to start of assembly.
3. Please follow attached instructions in the same sequence as numbered to assure fast & easy assembly.








### WARNING!

1. Don't attempt to repair or modify parts that are broken or defective. Please contact the store immediately.
2. This product is for home use only and not intended for commercial establishments.





## HARDWARE IDENTIFICATION





### Z-B1(BOX1)-HARDWARE PACK IS LOCATED IN 301405F(B1)

1	<b>ALLEN WRENCH</b> (5MM-BLK)		1PC
3	<b>LONG BOLT</b> (Ø5/16"x 50mm-BLK)		14PCS
5	<b>LOCK WASHER</b> (Ø5/16" -BLK)		20PCS

2	<b>FLAT WASHER</b> (Ø5/16" -BLK)		20PCS
4	<b>SHORT BOLT</b> (Ø5/16"x 40mm-BLK)		6PCS

### Z-B2(BOX2)-HARDWARE PACK IS LOCATED IN 301405F(B2)

6	<b>ALLEN WRENCH</b> (5MM-BLK)		1PC
8	<b>BOLT</b> (Ø5/16"x 70mm-BLK)		4PCS
10	<b>LOCK WASHER</b> (Ø5/16" -BLK)		12PCS
12	<b>WRENCH</b> (BLK)		1PC

7	<b>FLAT WASHER</b> (Ø5/16" -BLK)		12PCS
9	<b>THREADED BOLT</b> (Ø5/16"x 90mm-BLK)		8PCS
11	<b>HEX NUT</b> (Ø5/16" -BLK)		8PCS
13	<b>FLAT HEAD SCREW</b> (m4x30mm-BLK)		8PCS

### NOTE:

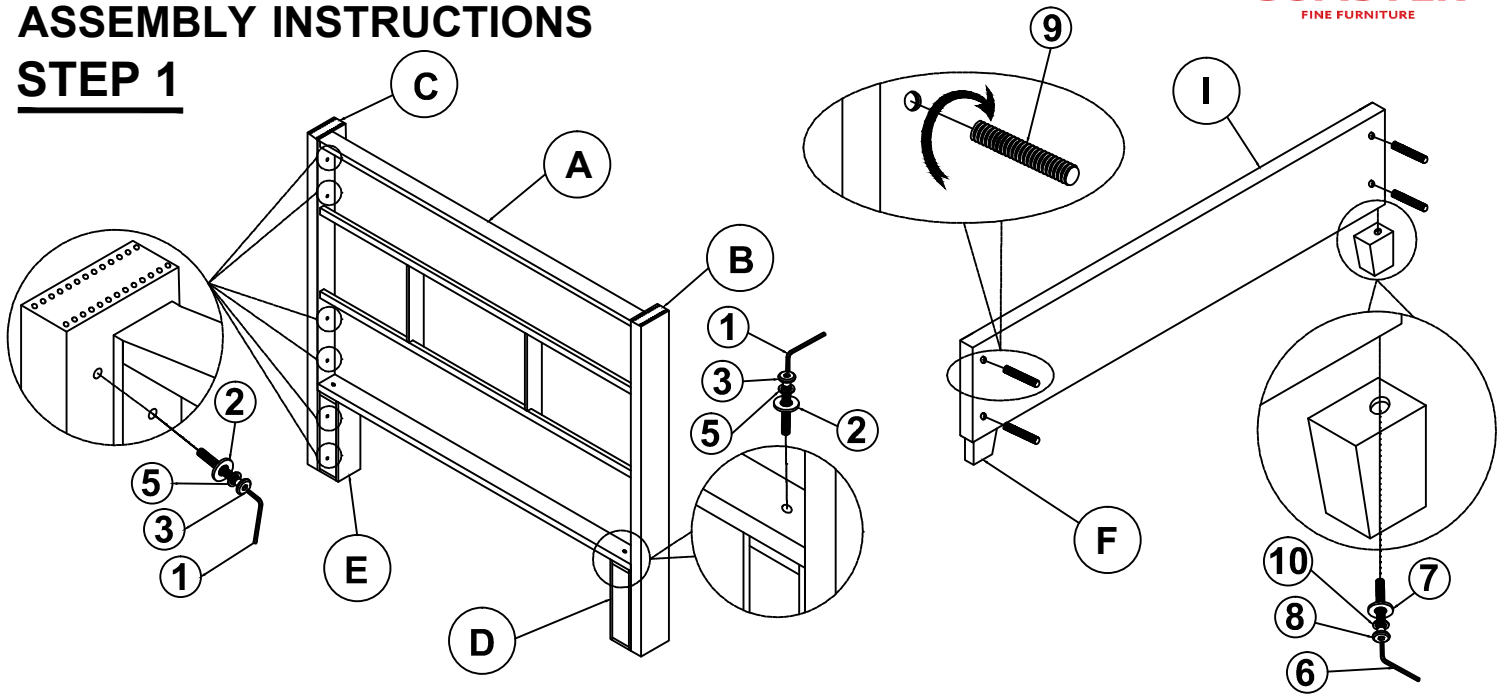
Phillips head screw driver is required in the assembly process; however, manufacturer does not provide this item.



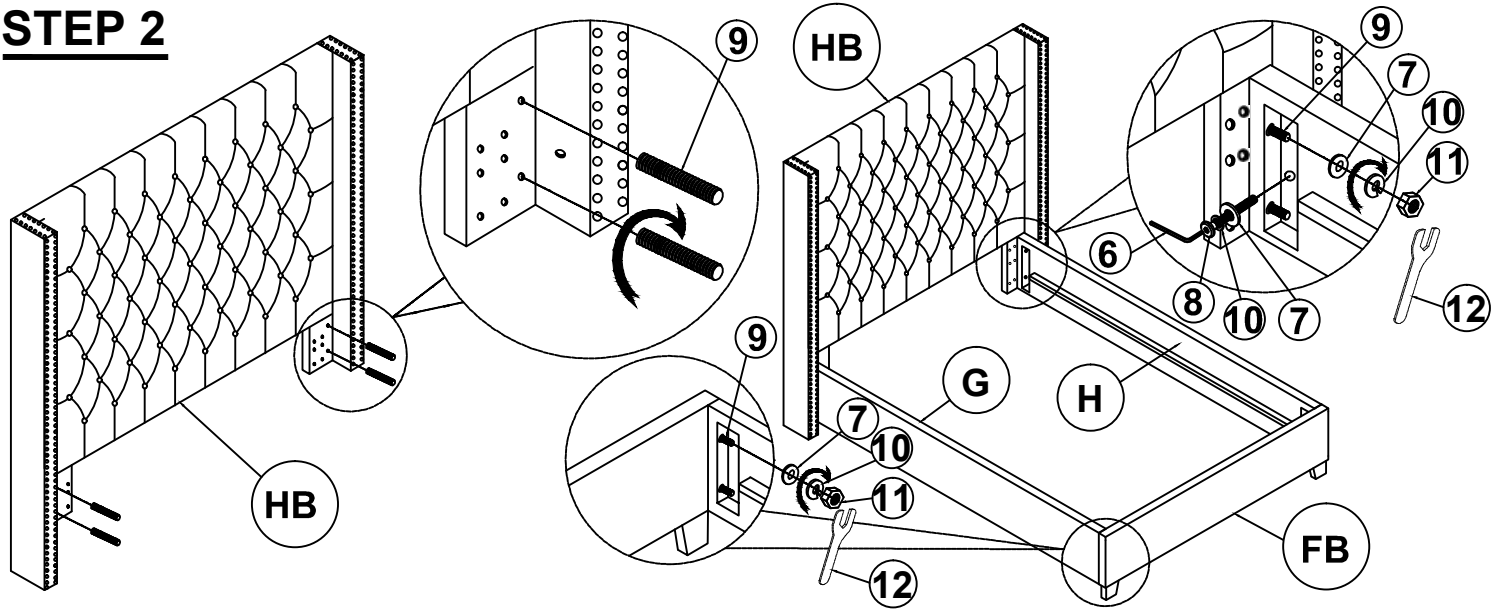
ITEM: **301405F(B1&B2)**

**ASSEMBLY INSTRUCTIONS**

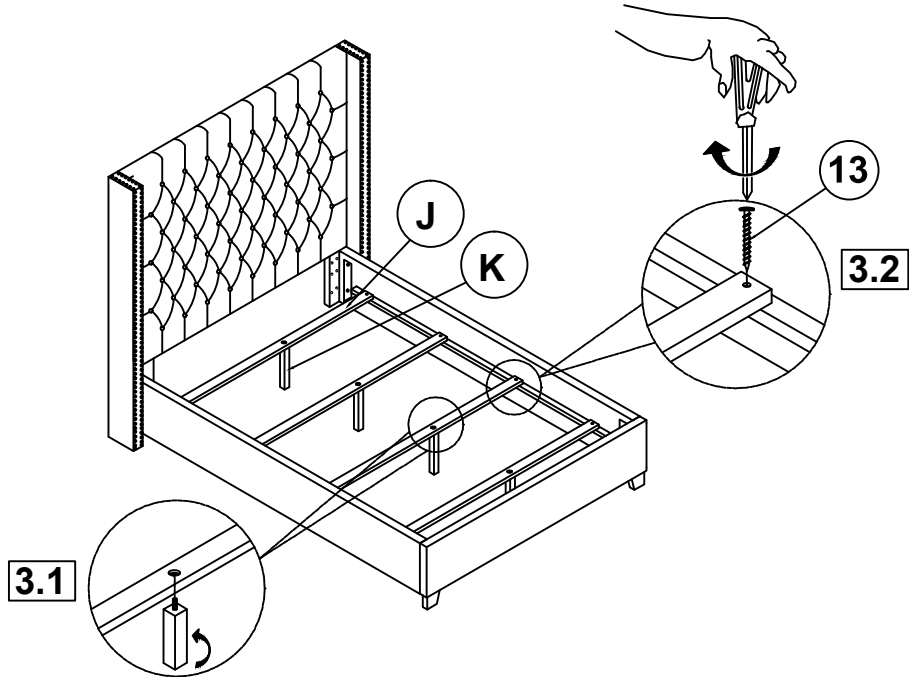
**STEP 1**



**STEP 2**

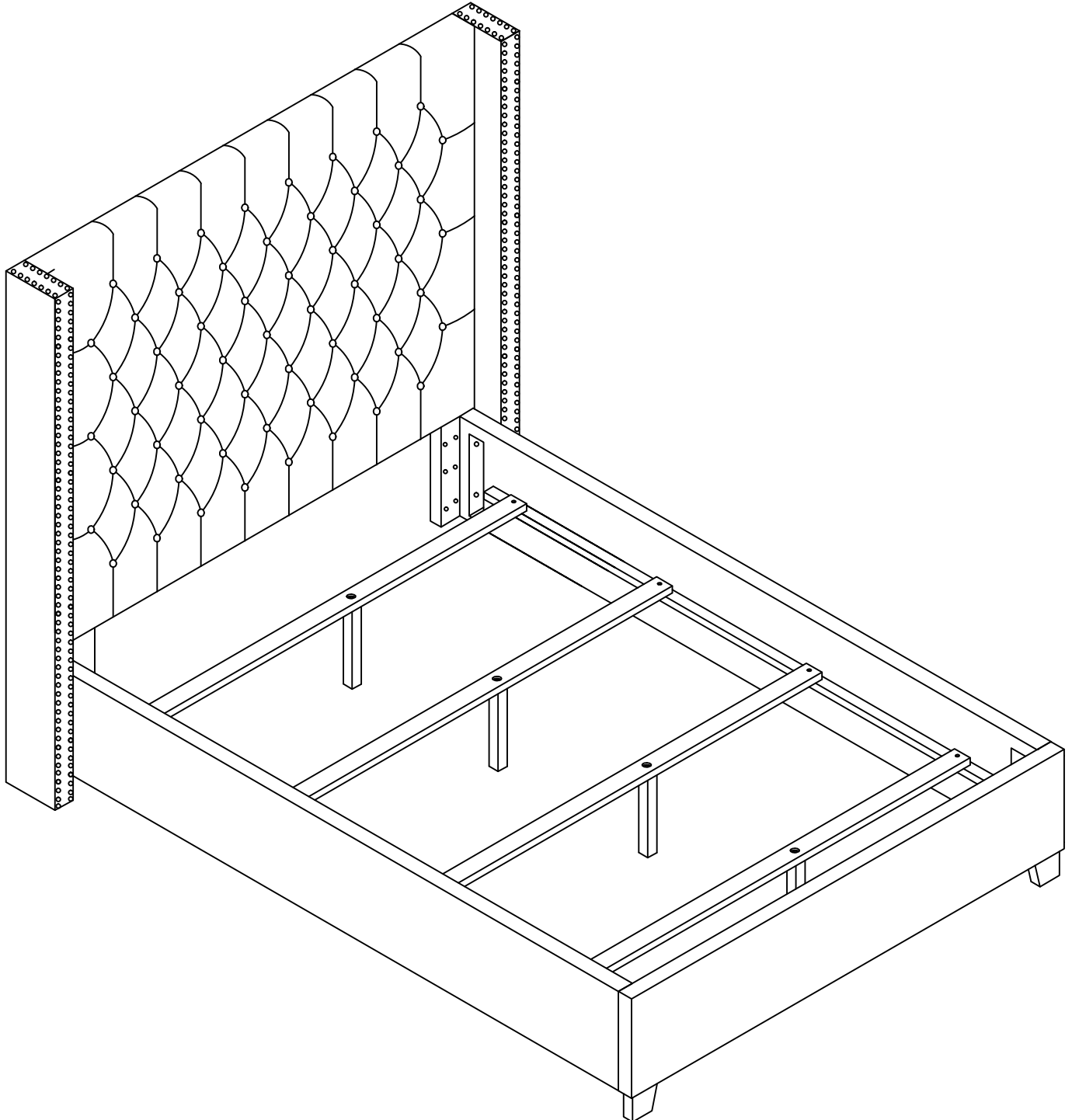


**STEP 3**





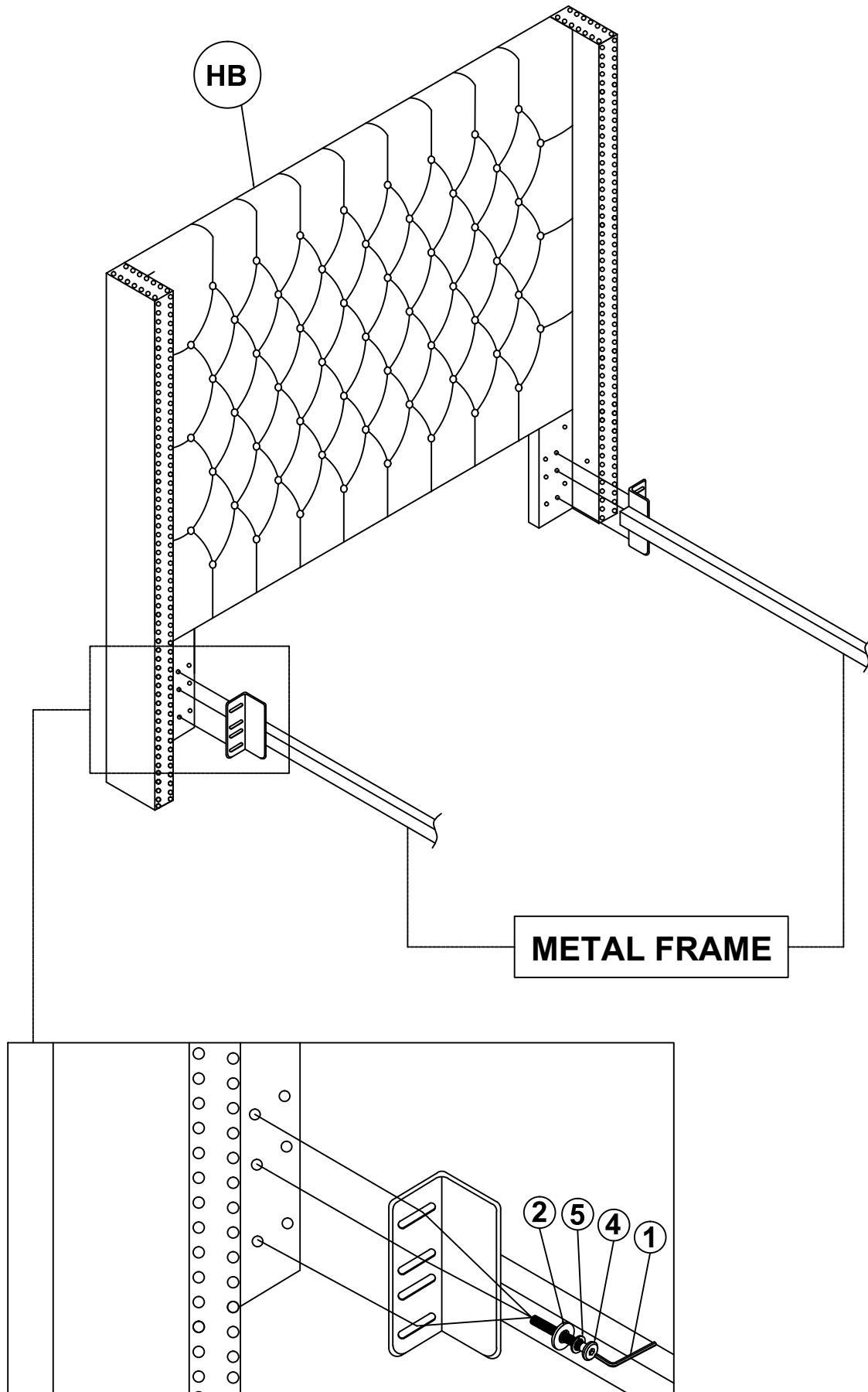
ITEM: **301405F(B1&B2)**  
**ASSEMBLY INSTRUCTIONS**  
**STEP 4**  
**COMPLETE**





ITEM: **301405F(B1&B2)**

**ASSEMBLY HEADBOARD TO METAL FRAME  
COMPLETE**

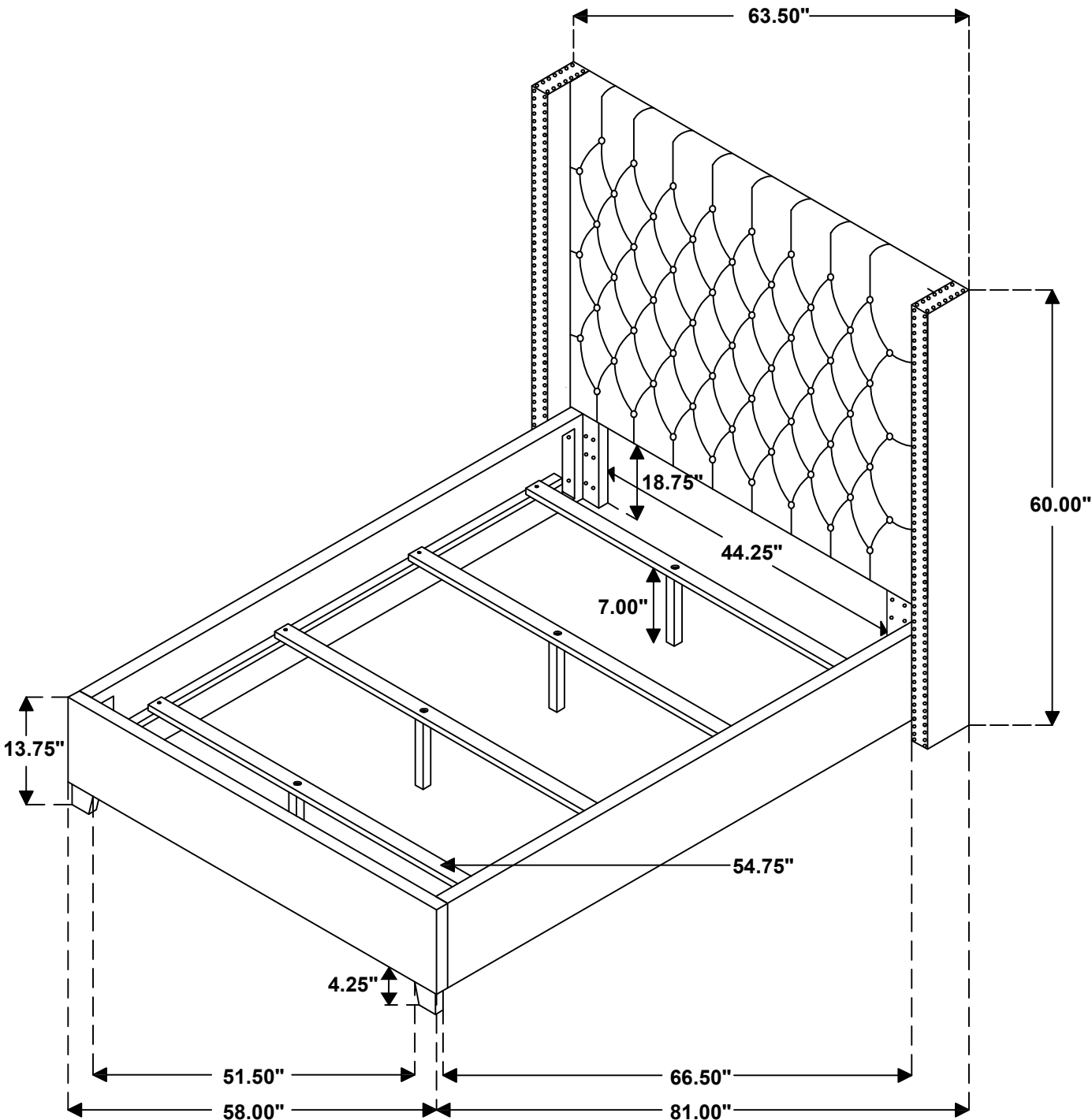




ITEM:301405F(B1&B2)



Inner Size: 55.00"W X 76.00"D

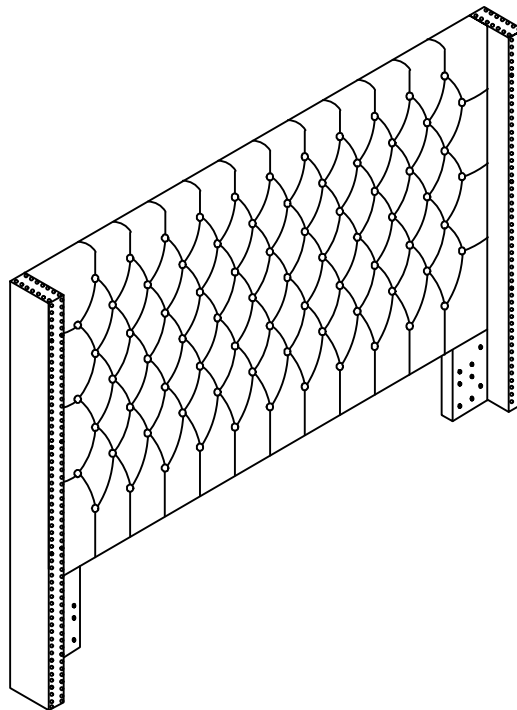


Note: Dimension tolerance  $\pm 5\%$





# ASSEMBLY INSTRUCTIONS COASTER FINE FURNITURE



*Fine Furniture for every stage of life*

**301405F(B1)**  
**Full Headboard**



# ITEM: 301405F(B1)

## ASSEMBLY INSTRUCTIONS



### ASSEMBLY TIPS:

1. Remove hardware from box and sort by size.
2. Please check to see that all hardware and parts are present prior to start of assembly.
3. Please follow attached instructions in the same sequence as numbered to assure fast & easy assembly.



### WARNING!

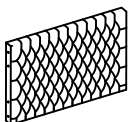




1. Don't attempt to repair or modify parts that are broken or defective. Please contact the store immediately.
2. This product is for home use only and not intended for commercial establishments.



ASSEMBLY TIME










15 MINUTES

## PARTS IDENTIFICATION

A	HEADBOARD PANEL		1PC	B	LEFT HEADBOARD LEG		1PC
C	RIGHT HEADBOARD LEG		1PC	D	LEFT WOOD CLEAT		1PC
E	RIGHT WOOD CLEAT		1PC				

## HARDWARE IDENTIFICATION

### Z-B1 (BOX 1) - HARDWARE PACK IS LOCATED IN 301405F(B1)

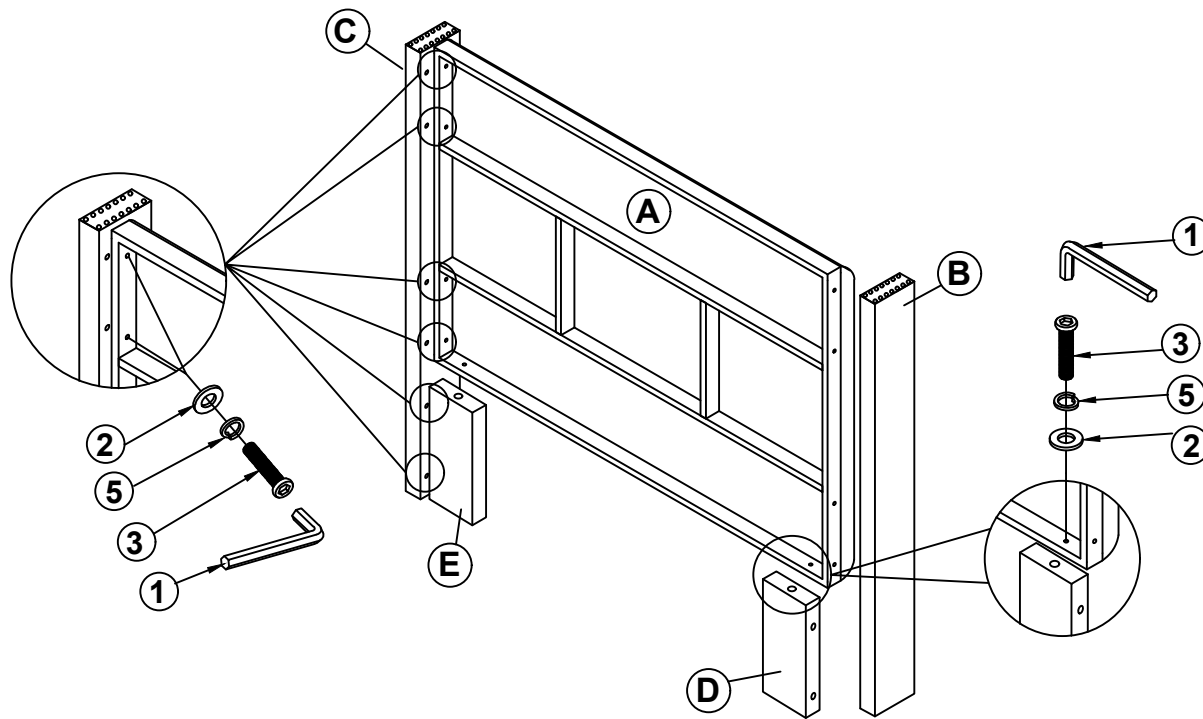
1	ALLEN WRENCH (5mm - BLK)		1PC	2	BIG FLAT WASHER (Ø 5/16" - BLK)		14PCS
3	LONG BOLT (Ø 5/16" x 50mm - BLK)		14PCS	4	SHORT BOLT (Ø 1/4" x 40mm - BLK)		6PCS
5	BIG LOCK WASHER (Ø 5/16" - BLK)		14PCS	14	SMALL FLAT WASHER (Ø 1/4" - BLK)		12PCS
15	SMALL LOCK WASHER (Ø 1/4" - BLK)		12PCS	16	HEX NUT (6mm x 13mm x 13 - BLK)		6PCS
17	WRENCH (14mm - BLK)		1PC				



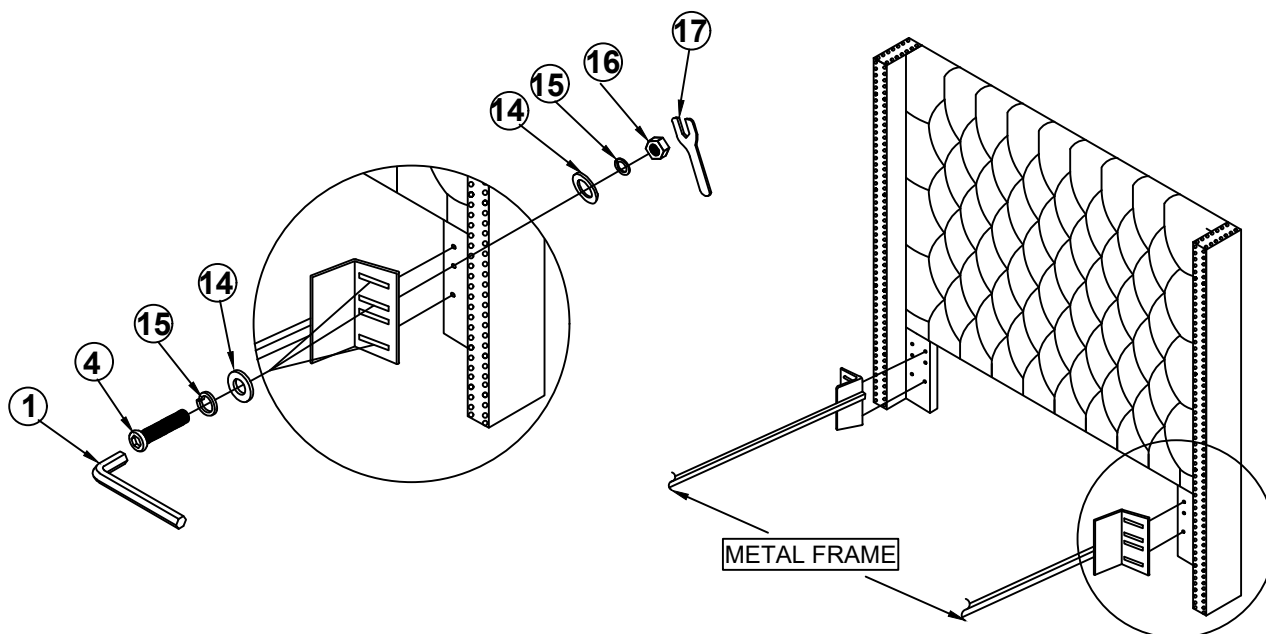
ITEM: **301405F(B1)**  
**ASSEMBLY INSTRUCTIONS**



**STEP 1**



**STEP 2**  
**COMPLETE**

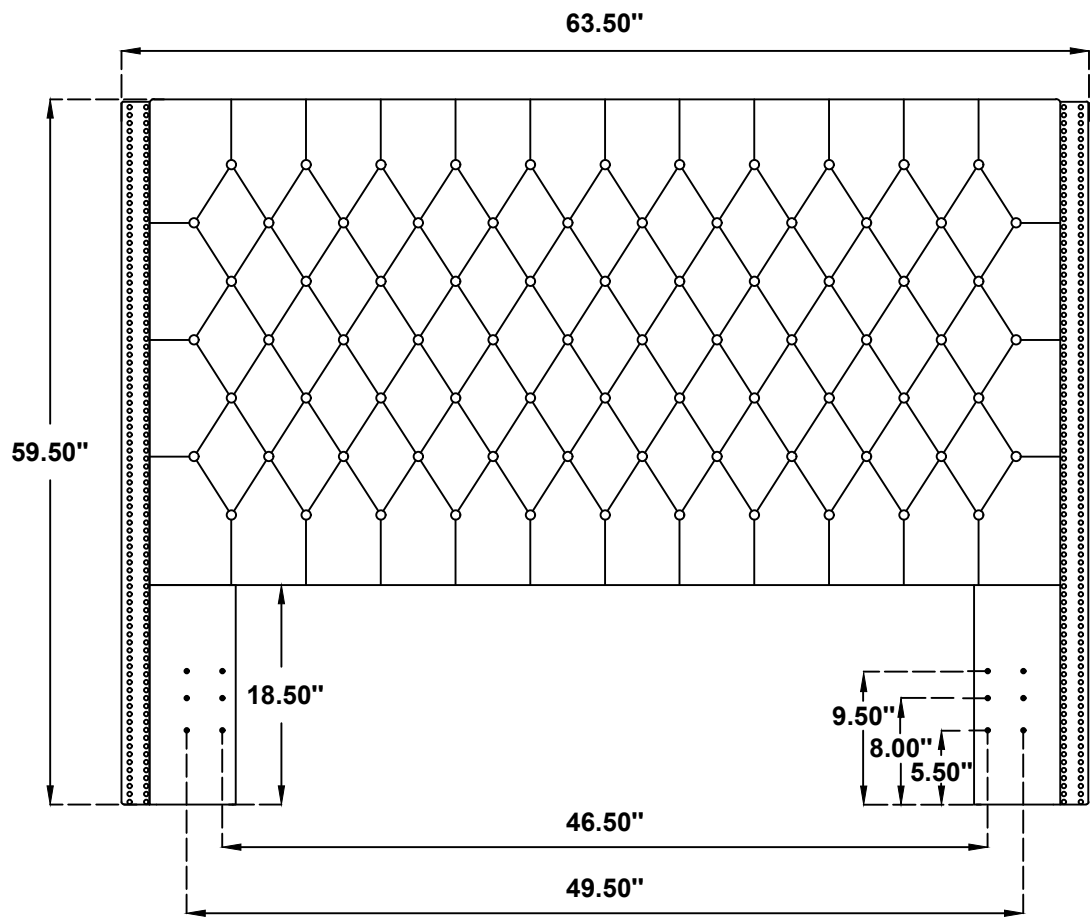




ITEM: **301405F(B1)**



Inner Size : 55.00"W X 76.00"D



Note: Dimension tolerance  $\pm 5\%$