



ASSEMBLY INSTRUCTIONS COASTER FINE FURNITURE



Fine Furniture for every stage of life

306070Q(B1&B2)
Queen Bed

ITEM:306070Q(B1&B2)



ASSEMBLY INSTRUCTIONS

ASSEMBLY TIPS:

- 1. Remove hardware from box and sort by size.
- 2. Please check to see that all hardware and parts are present prior to start of assembly.
- 3. Please follow attached instructions in the same sequence as numbered to assure fast & easy assembly.

WARNING!



- 1. Don't attempt to repair or modify parts that are broken or defective. Please contact the store immediately.
- 2. This product is for home use only and not intended for commercial establishments.



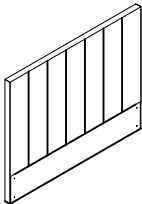
ASSEMBLY TIME

30 MINUTES

PARTS IDENTIFICATION

B1 (BOX1)

A HEADBOARD PANEL



1PC

B HEADBOARD LEG



2PCS

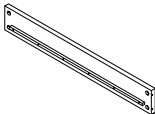
B2 (BOX2)

C FOOTBOARD LEG



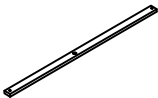
2PCS

D BED RAIL




2PCS

E BED SLAT



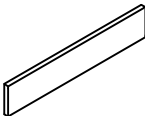
4PCS

F BED SLAT SUPPORT WITH LEVELER



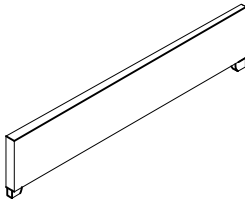
4PCS

G FOOTBOARD PANEL



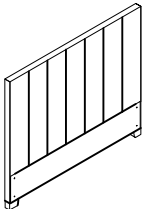
1PC

FB 306070Q(B2) FROM BOX2 FOOTBOARD COMPLETE



1PC

HB 306070Q(B1) FROM BOX1 HEADBOARD COMPLETE



1PC

ITEM: 306070Q(B1&B2)

ASSEMBLY INSTRUCTIONS

ASSEMBLY TIPS:

1. Remove hardware from box and sort by size.
2. Please check to see that all hardware and parts are present prior to start of assembly.
3. Please follow attached instructions in the same sequence as numbered to assure fast & easy assembly.







WARNING!










1. Don't attempt to repair or modify parts that are broken or defective. Please contact the store immediately.
2. This product is for home use only and not intended for commercial establishments.

HARDWARE IDENTIFICATION

Z-B1(BOX1)-HARDWARE PACK IS LOCATED IN 306070Q(B1)

1	ALLEN WRENCH (5MM-RBW)		1PC	2	FLAT WASHER (Ø 5/16 "-RBW)		2PCS
3	BOLT (Ø 5/16 "X55mm-RBW)		2PCS	4	LOCK WASHER (Ø 5/16 "-RBW)		2PCS

Z-B2(BOX2)-HARDWARE PACK IS LOCATED IN 306070Q(B2)

5	ALLEN WRENCH (5MM-RBW)		1PC	6	FLAT WASHER (Ø 5/16 "-RBW)		2PCS
7	BOLT (Ø 5/16 "X55mm-RBW)		2PCS	8	LOCK WASHER (Ø 5/16 "-RBW)		2PCS
9	THREADED BOLT (Ø 5/16 "X90mm-RBW)		8PCS	10	HEX NUT (16mmx13mmx13-RBW)		8PCS
11	WRENCH (14MM-RBW)		1PC	12	FLAT HEAD SCREW (m4x30mm-RBW)		8PCS
13	U-SQUARE WASHER (36mmx15mmx11mm-RBW)		8PCS				

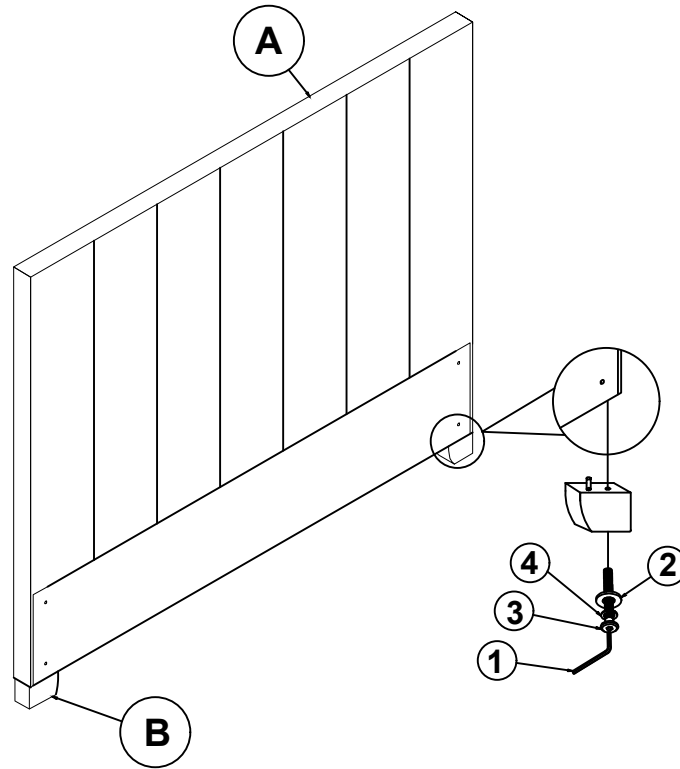
NOTE:

Phillips hed screw driver is required in the assembly process; however, manufacturer does not provide this item.

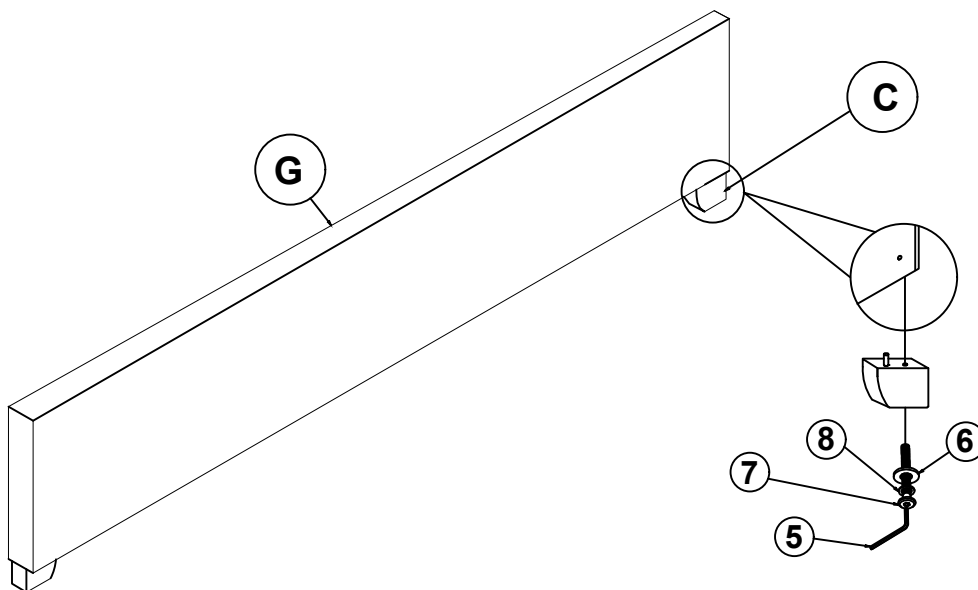
ITEM: 306070Q(B1&B2)

ASSEMBLY INSTRUCTIONS

STEP 1



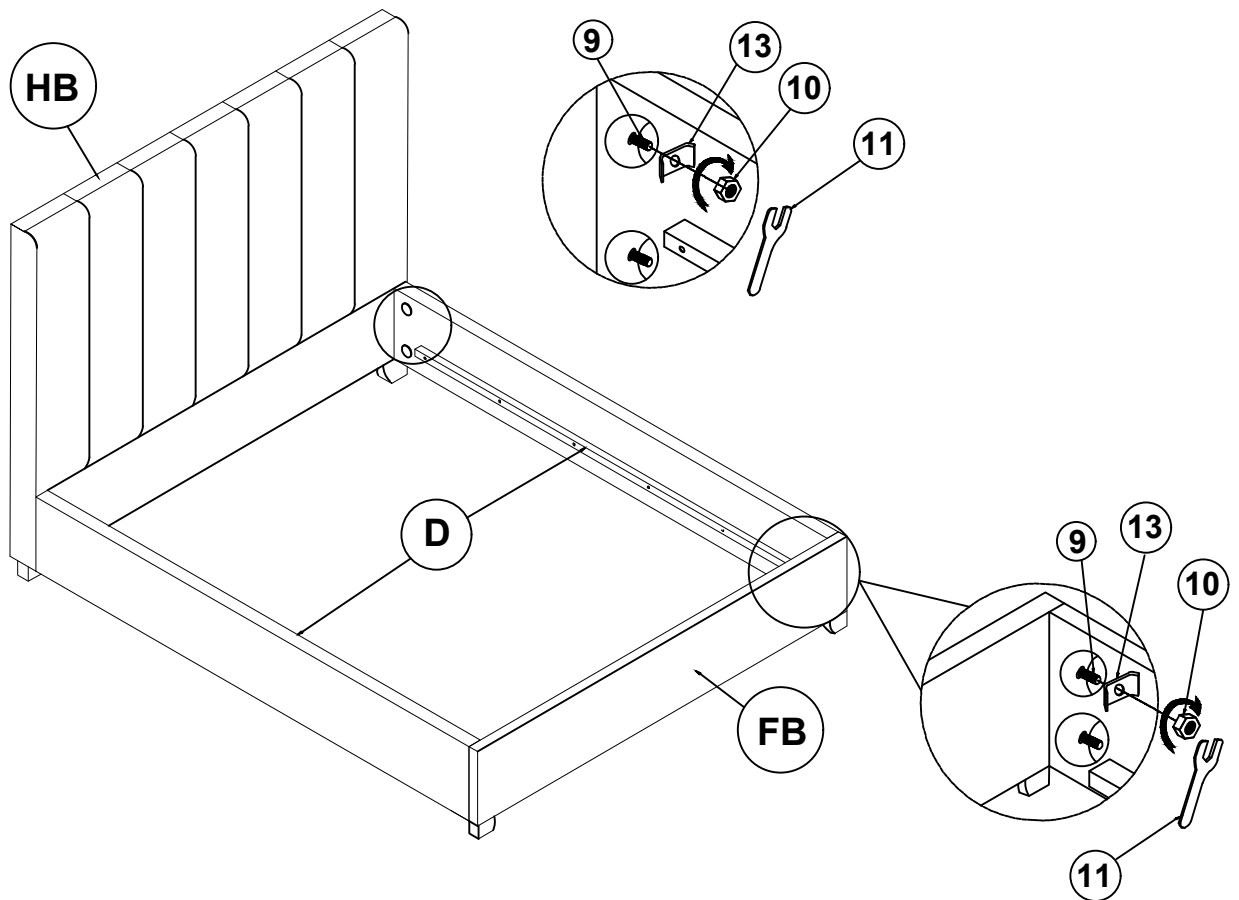
STEP 2



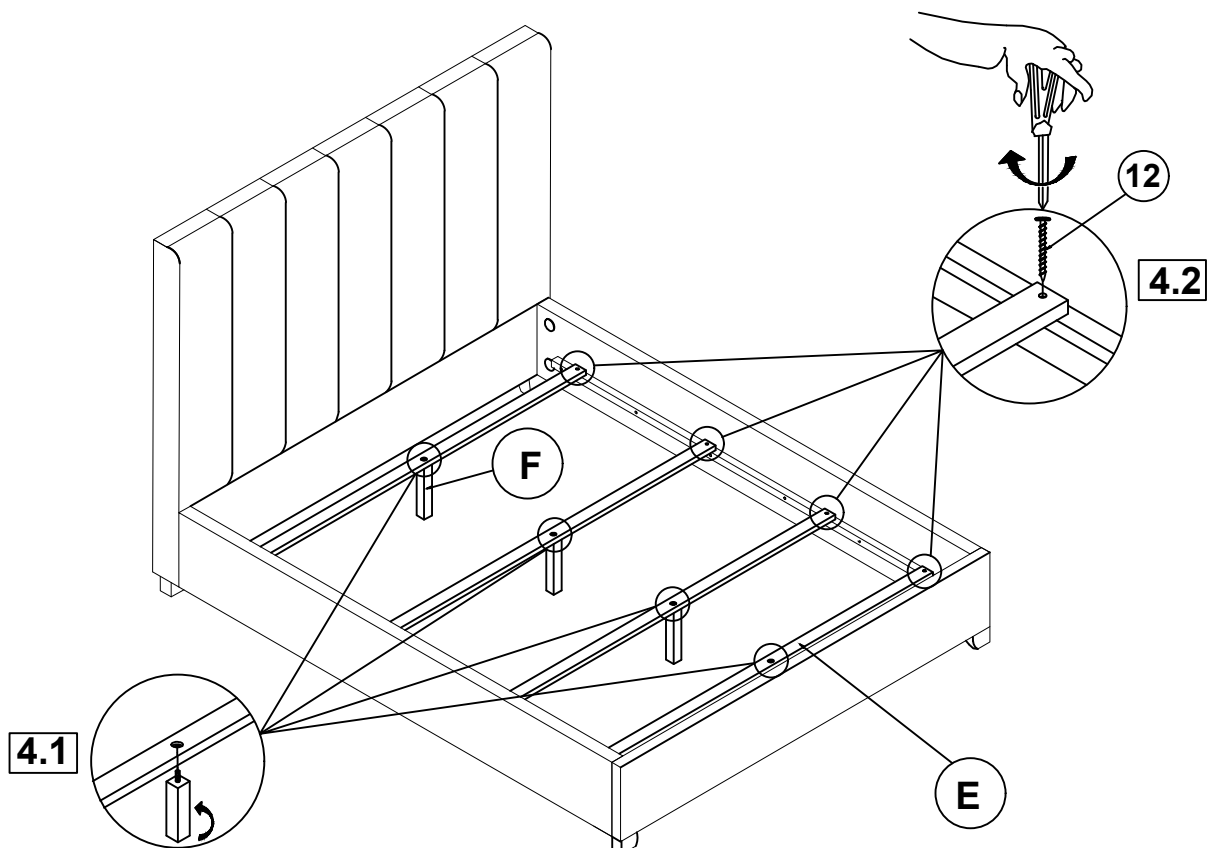
ITEM: 306070Q(B1&B2)

ASSEMBLY INSTRUCTIONS

STEP 3



STEP 4




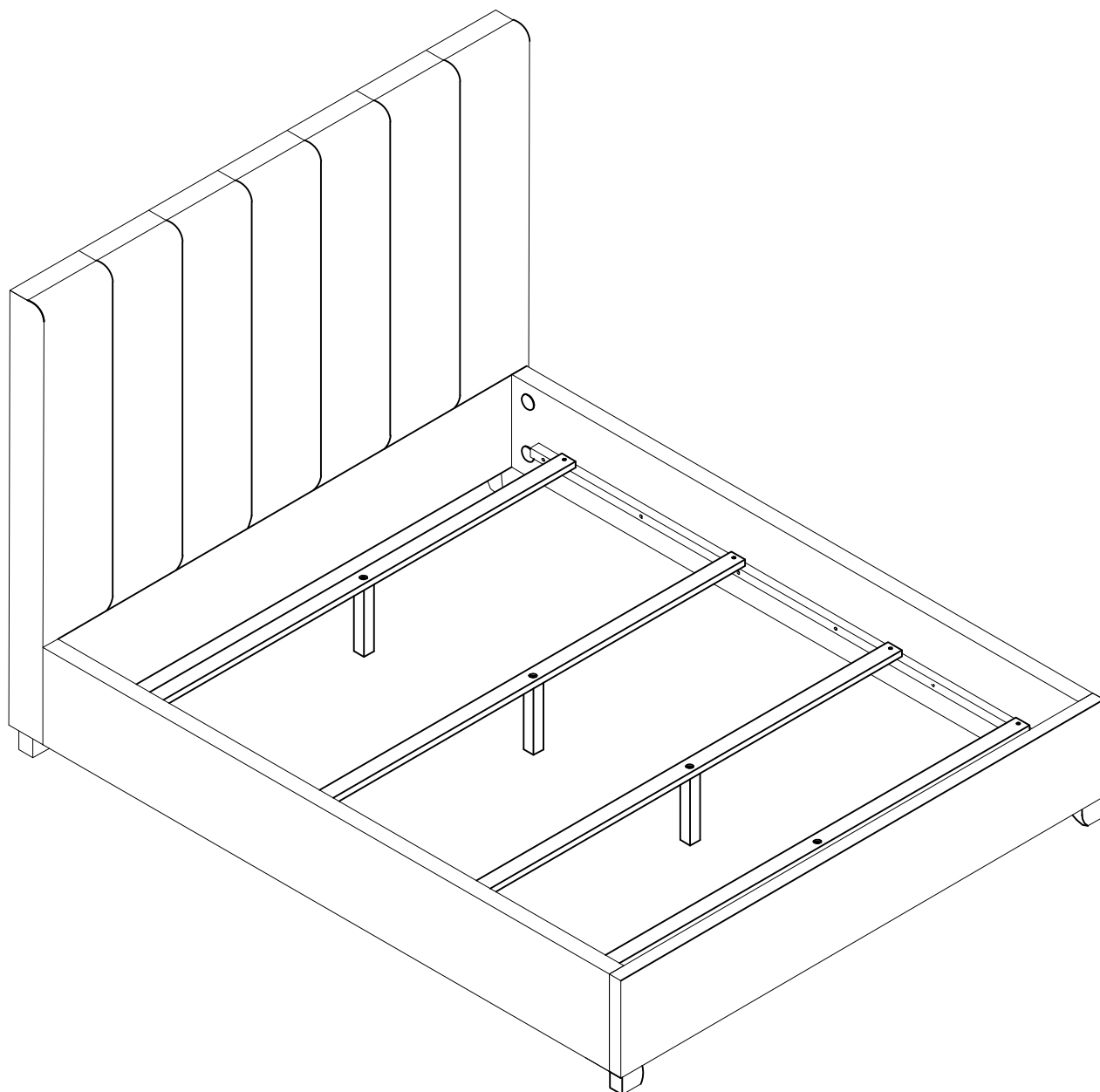
ITEM: **306070Q(B1&B2)**

ASSEMBLY INSTRUCTIONS

STEP 5

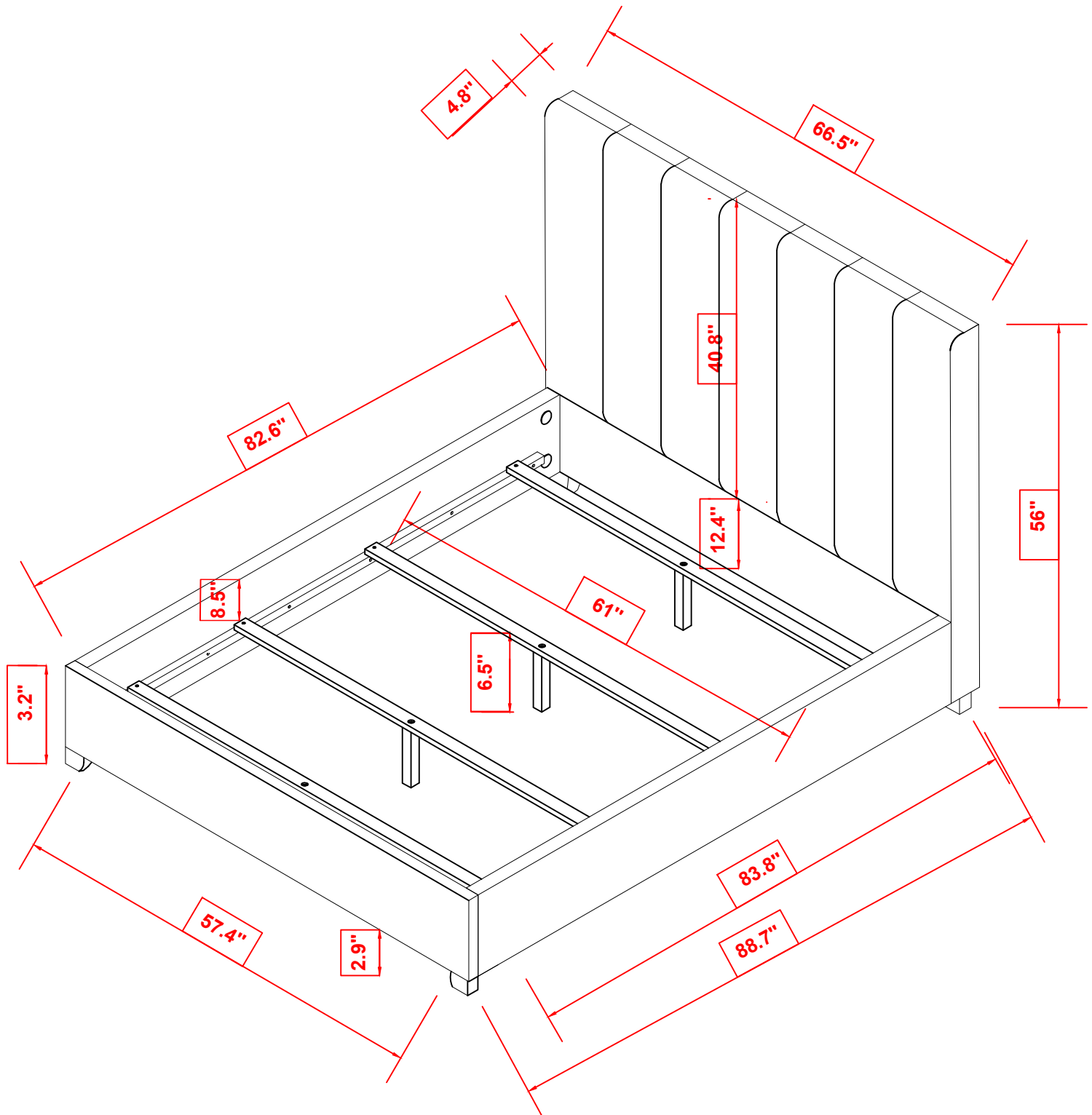
COMPLETE

COASTER®
FINE FURNITURE



ITEM: **306070Q(B1&B2)**

INNER SIZE: 82.6" X 61"



NOTE: Dimension tolerance $\pm 5\%$