

# *ASSEMBLY INSTRUCTIONS* *COASTER FINE FURNITURE*



*Fine Furniture for every stage of life*

**306075KE(B1&B2)**  
***Eastern King Bed***

# ITEM:306075KE(B1&B2)



## ASSEMBLY INSTRUCTIONS

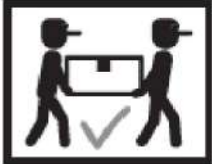
### ASSEMBLY TIPS:

1. Remove hardware from box and sort by size.
2. Please check to see that all hardware and parts are present prior to start of assembly.
3. Please follow attached instructions in the same sequence as numbered to assure fast & easy assembly.

### WARNING!



1. Don't attempt to repair or modify parts that are broken or defective. Please contact the store immediately.
2. This product is for home use only and not intended for commercial establishments.



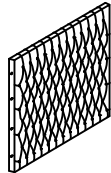
ASSEMBLY TIME

30 MINUTES

## PARTS IDENTIFICATION

### B1 (BOX1)

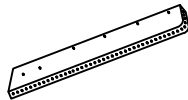
A HEADBOARD PANEL



1PC

### B2 (BOX2)

B LEFT EAR PANEL



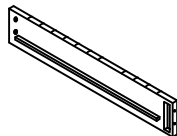
1PC

D FOOTBOARD LEG



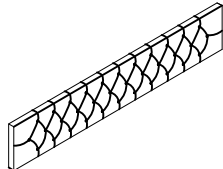
2PCS

F RIGHT BED RAIL



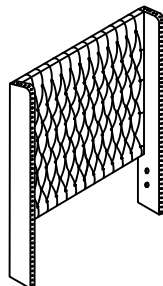
1PC

H FOOTBOARD PANEL



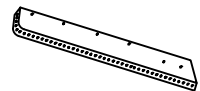
1PC

HB 306075KE(B1&B2)  
FROM BOX1&BOX2  
HEADBOARD  
COMPLETE



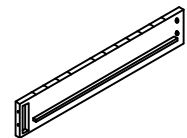
1PC

C RIGHT EAR PANEL



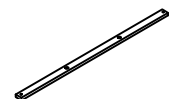
1PC

E LEFT BED RAIL




1PC

G BED SLAT



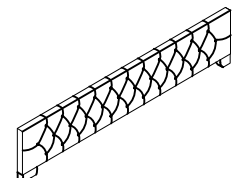
5PCS

I BED SLAT SUPPORT  
WITH LEVELER



10PCS

FB 306075KE(B2)  
FROM BOX2  
FOOTBOARD  
COMPLETE



1PC

# ITEM: 306075KE(B1&B2)



## ASSEMBLY INSTRUCTIONS

### ASSEMBLY TIPS:

1. Remove hardware from box and sort by size.
2. Please check to see that all hardware and parts are present prior to start of assembly.
3. Please follow attached instructions in the same sequence as numbered to assure fast & easy assembly.







### WARNING!










1. Don't attempt to repair or modify parts that are broken or defective. Please contact the store immediately.
2. This product is for home use only and not intended for commercial establishments.

## HARDWARE IDENTIFICATION

### Z-B1(BOX1)-HARDWARE PACK IS LOCATED IN 306075KE(B1)

1	ALLEN WRENCH (5MM-RBW)		1PC	2	FLAT WASHER ( Ø 5/16 "-RBW )		8PCS
3	BOLT ( Ø 5/16 "X50mm-RBW )		8PCS	4	LOCK WASHER ( Ø 5/16 "-RBW )		8PCS

### Z-B2(BOX2)-HARDWARE PACK IS LOCATED IN 306075KE(B2)

5	ALLEN WRENCH (5MM-RBW)		1PC	6	LONG BOLT ( Ø 5/16 "X55mm-RBW )		2PCS
7	SHORT BOLT ( Ø 5/16 "X50mm-RBW )		4PCS	8	FLAT WASHER ( Ø 5/16 "-RBW )		10PCS
9	LOCK WASHER ( Ø 5/16 "-RBW )		10PCS	10	THREADED BOLT ( Ø 5/16 "X90mm-RBW )		4PCS
11	WRENCH ( 14MM-RBW )		1PC	12	HEX NUT ( 16mmx13mmx13-RBW )		4PCS
13	FLAT HEAD SCREW ( m4x30mm-RBW )		10PCS				

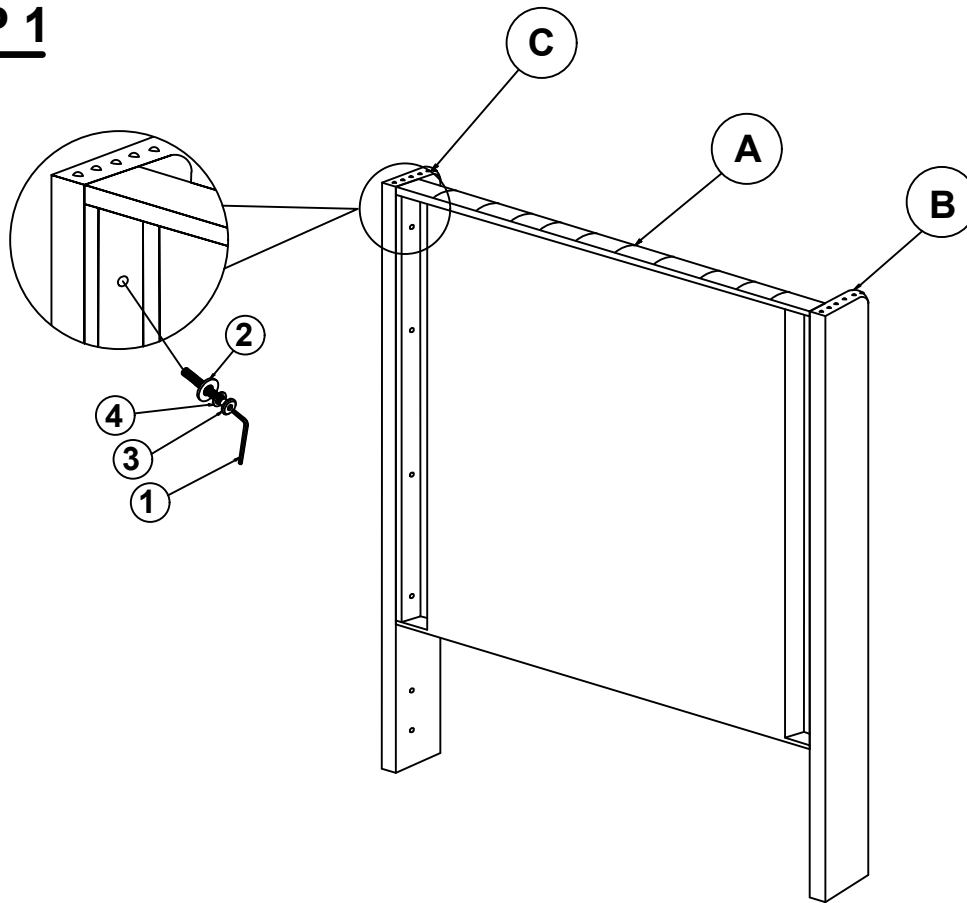
### NOTE:

Phillips hesd screw driver is required in the assemply process; however, manufacturer does not providde this item.

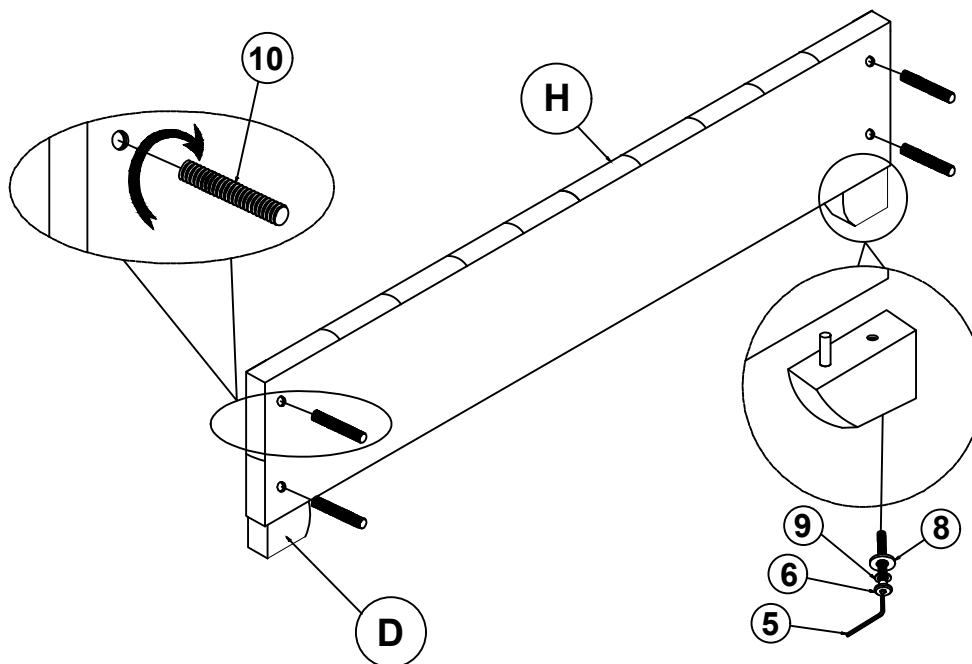
# ITEM: 306075KE(B1&B2)

## ASSEMBLY INSTRUCTIONS

### STEP 1



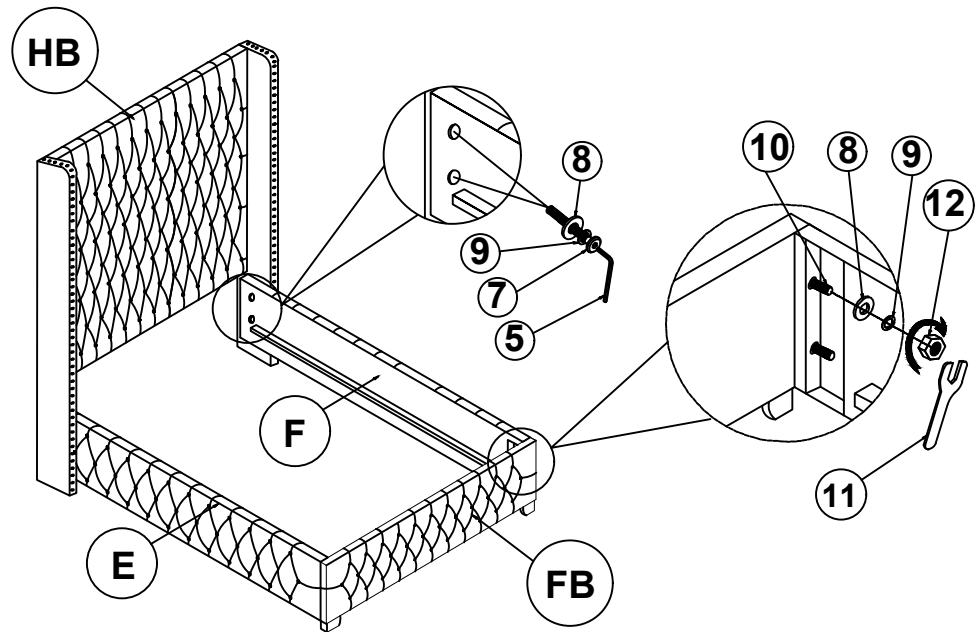
### STEP 2



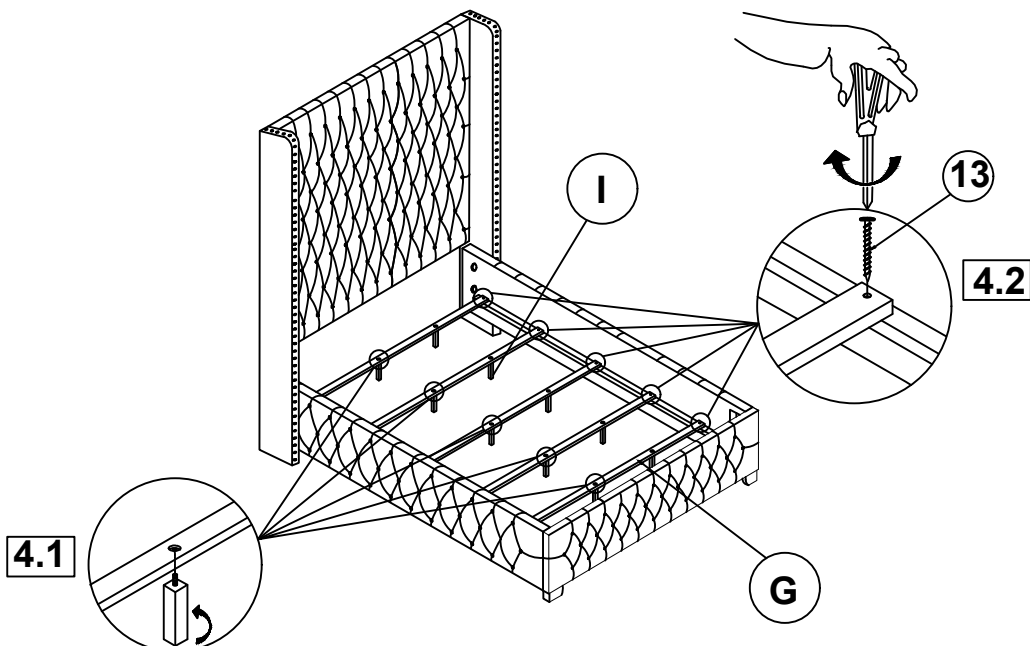
# ITEM: 306075KE(B1&B2)

## ASSEMBLY INSTRUCTIONS

### STEP 3



### STEP 4




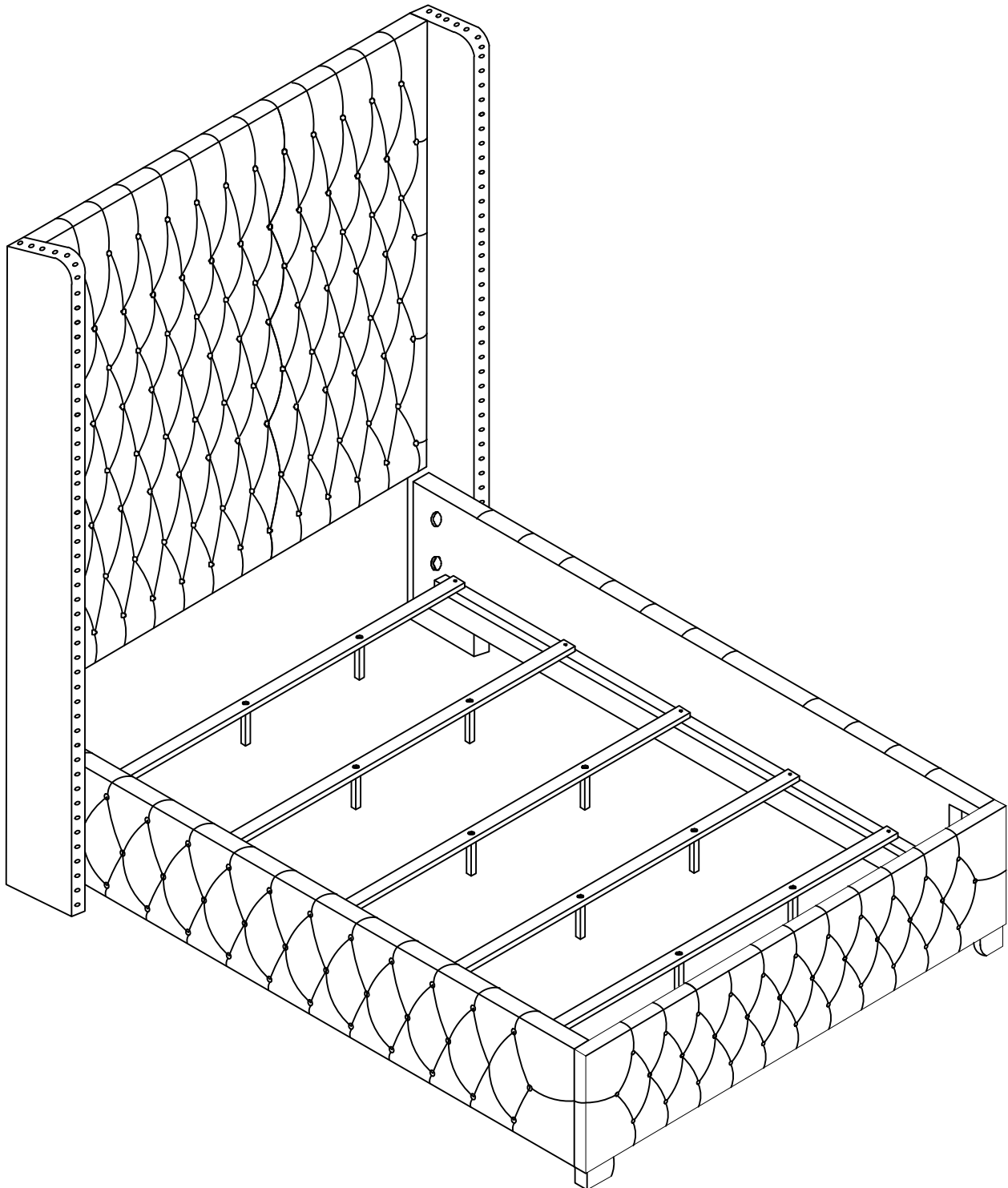
ITEM: **306075KE(B1&B2)**

ASSEMBLY INSTRUCTIONS

**STEP 5**

**COMPLETE**

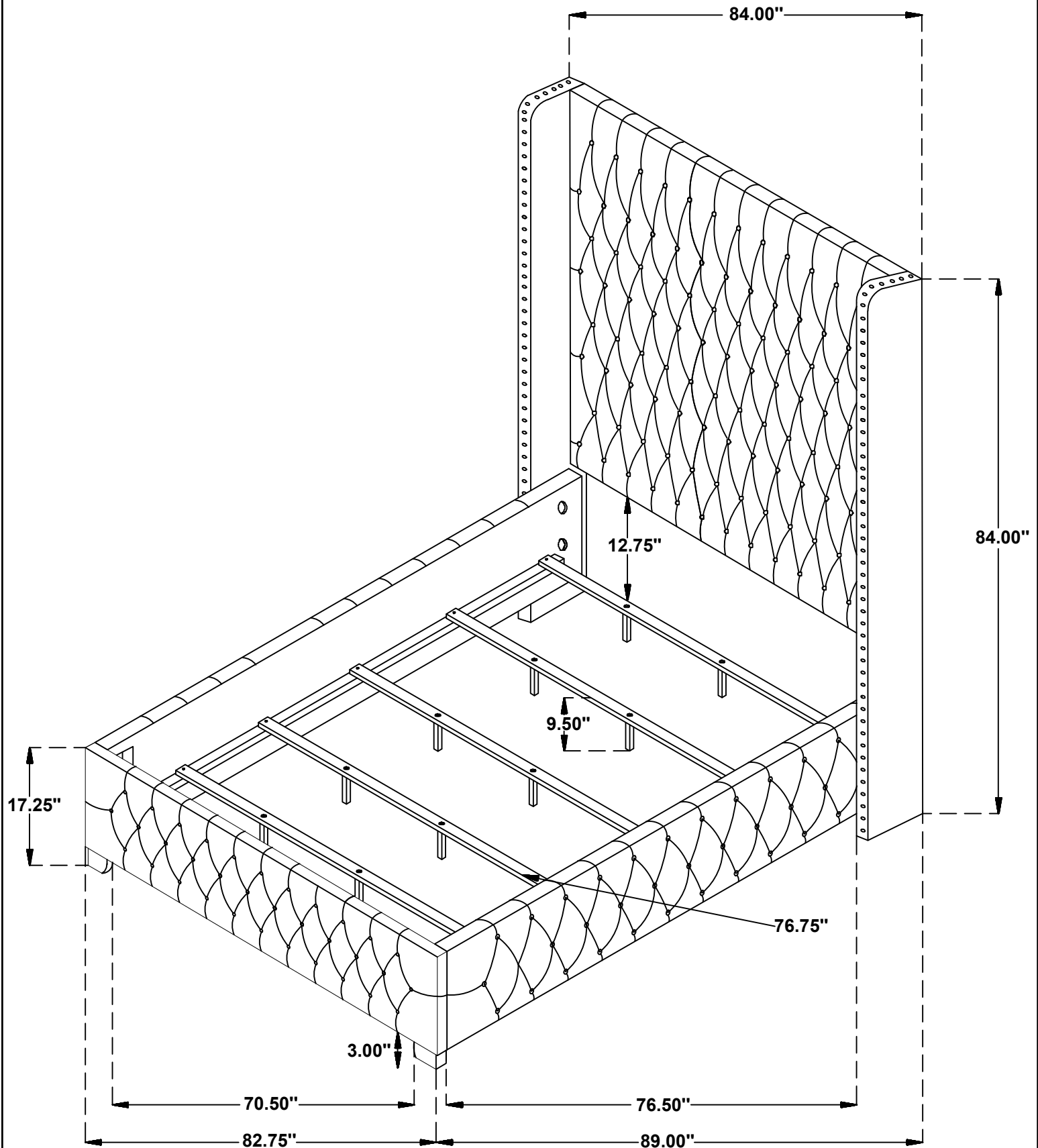
**COASTER®**  
FINE FURNITURE



ITEM: **306075KE(B1&B2)**

**COASTER®**  
FINE FURNITURE

Inner Size: 76.75"W X 82.25"D



Note: Dimension tolerance  $\pm 5\%$