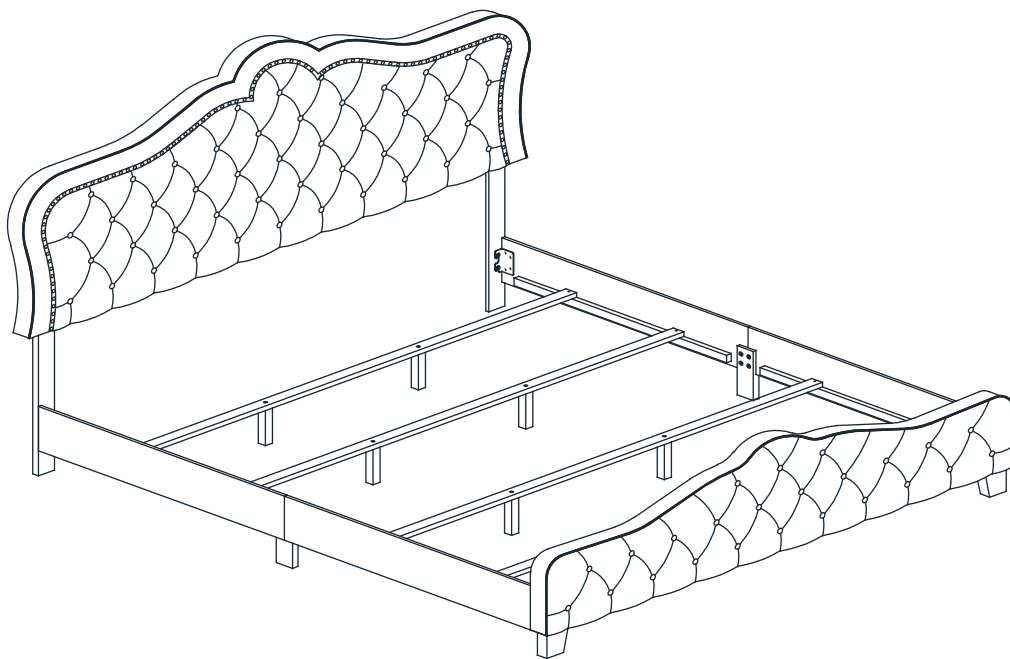


**ASSEMBLY INSTRUCTIONS**  
**COASTER FINE FURNITURE**



*Fine Furniture for every stage of life*

**315871KE**  
***Eastern King Bed***

ITEM: **315871KE**



## ASSEMBLY INSTRUCTIONS

### ASSEMBLY TIPS:

1. Remove hardware from box and sort by size.
2. Please check to see that all hardware and parts are present prior to start of assembly.
3. Please follow attached instructions in the same sequence as numbered to assure fast & easy assembly.



### WARNING!

1. Don't attempt to repair or modify parts that are broken or defective. Please contact the store immediately.
2. This product is for home use only and not intended for commercial establishments.

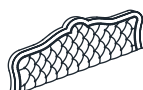


ASSEMBLY TIME

20 MINUTES

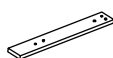
## PARTS IDENTIFICATION

A HEADBOARD PANEL



1PC

B LEFT HEADBOARD LEG  
(WITH "L" LABEL)



1PC

C RIGHT HEADBOARD LEG  
(WITH "R" LABEL)



1PC

D FOOTBOARD PANEL



1PC

E FOOTBOARD LEG



2PCS

F BED RAIL  
(WITH "F" LABEL)



2PCS

G BED RAIL  
(WITH "G" LABEL)



2PCS

H BED RAIL  
SUPPORT LEG



2PCS

I BED SLAT



4PCS

J BED SLAT  
SUPPORT  
WITH LEVELER



8PCS

### NOTE:

Phillips head screw driver is required in the assembly process; however, manufacturer does not provided this item.

ITEM: **315871KE**



## ASSEMBLY INSTRUCTIONS

### ASSEMBLY TIPS:





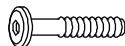






1. Remove hardware from box and sort by size.
2. Please check to see that all hardware and parts are present prior to start of assembly.
3. Please follow attached instructions in the same sequence as numbered to assure fast & easy assembly.



### WARNING!

1. Don't attempt to repair or modify parts that are broken or defective. Please contact the store immediately.
2. This product is for home use only and not intended for commercial establishments.

## HARDWARE IDENTIFICATION

1	<b>BOLT 1</b> (M8 x 20MM - RBW)		8PCS	7	<b>LOCK WASHER</b> (1/4" X 12 Ø - RBW)		14PCS
2	<b>BOLT 2</b> (M6 x 25MM - RBW)		8PCS	8	<b>FLAT WASHER</b> (1/4" X 19 Ø - RBW)		14PCS
3	<b>BOLT 3</b> (M6 x 35MM - RBW)		8PCS	9	<b>FLAT HEAD SCREW</b> (M4 x 32MM - RBW)		8PCS
4	<b>BOLT 4</b> (M6 x 50MM - RBW)		6PCS	10	<b>SMALL ALLEN WRENCH</b> (M4 x 100MM - BLK)		1PC
5	<b>BOLT 5</b> (M6 x 70MM - RBW)		2PCS	11	<b>BIG ALLEN WRENCH</b> (M5 x 65MM - BLK)		1PC
6	<b>WOOD DOWEL</b> (M8Ø x 30MM)		2PCS				

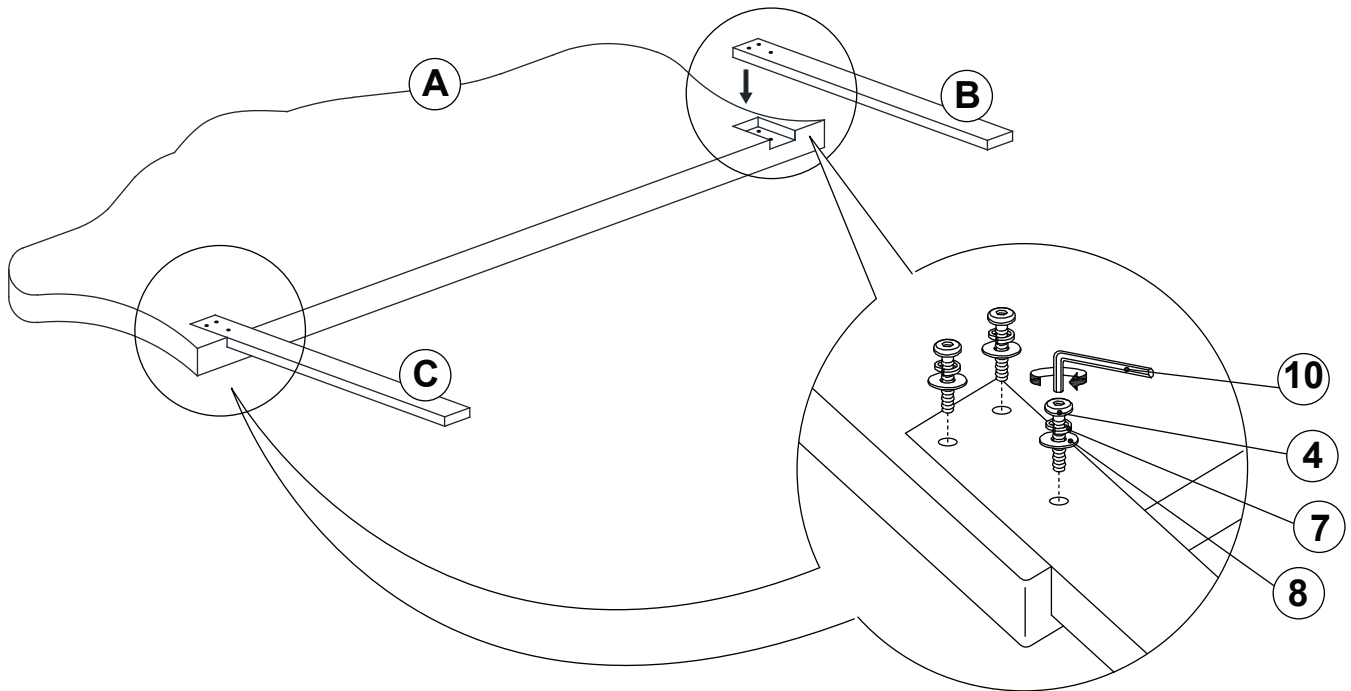
### NOTE:

Phillips head screw driver is required in the assembly process; however, manufacturer does not provided this item.

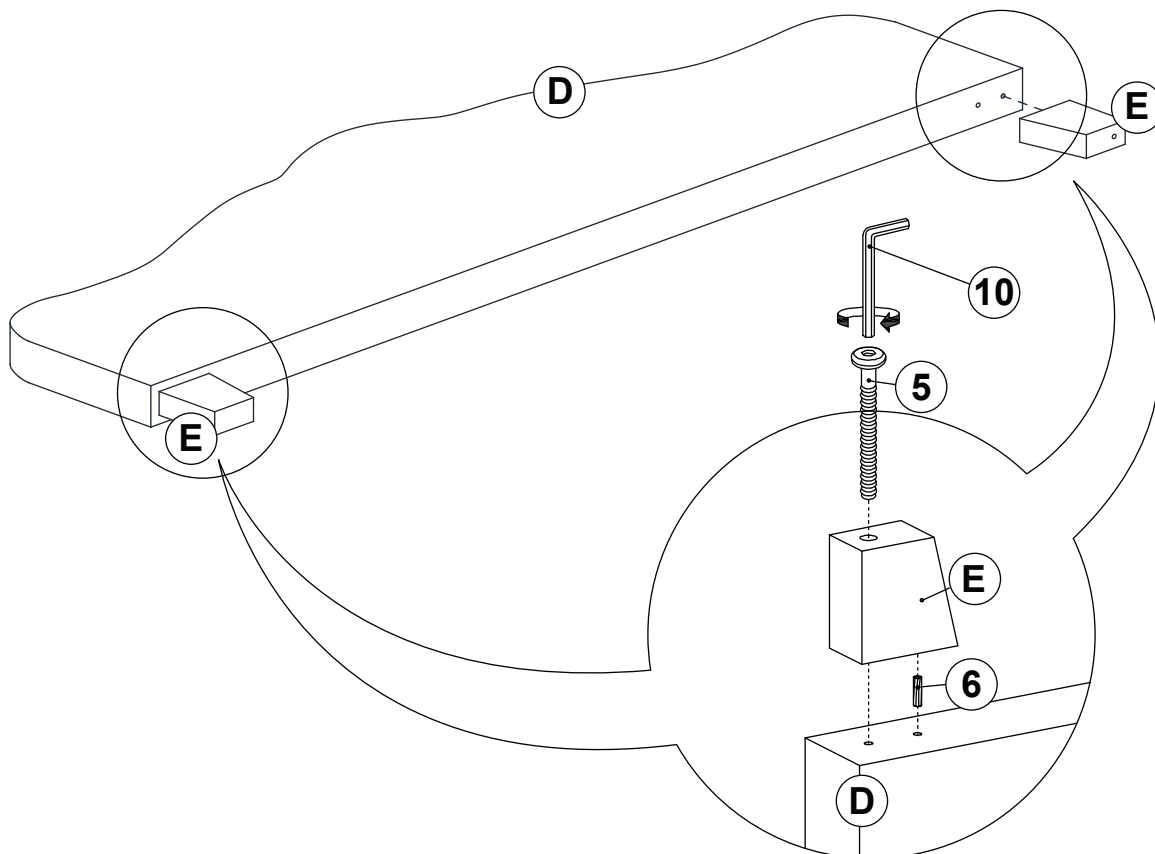
ITEM: **315871KE**

**ASSEMBLY INSTRUCTIONS**

**STEP 1**



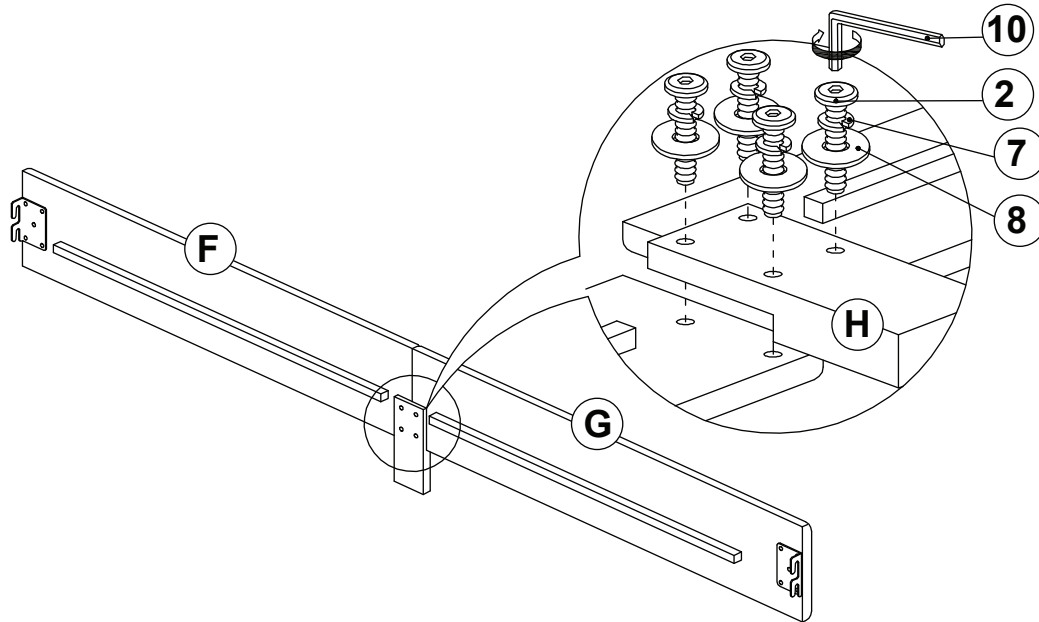
**STEP 2**



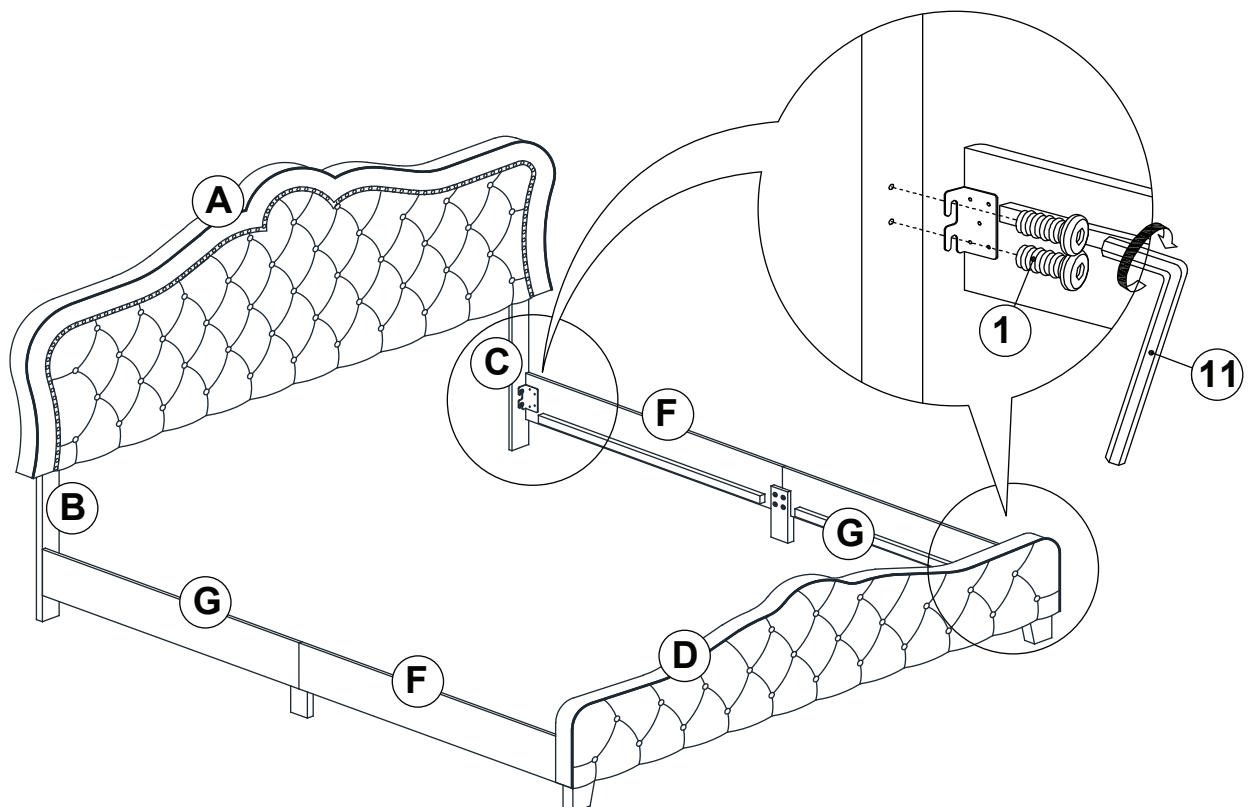
ITEM: **315871KE**

**ASSEMBLY INSTRUCTIONS**

**STEP 3**



**STEP 4**

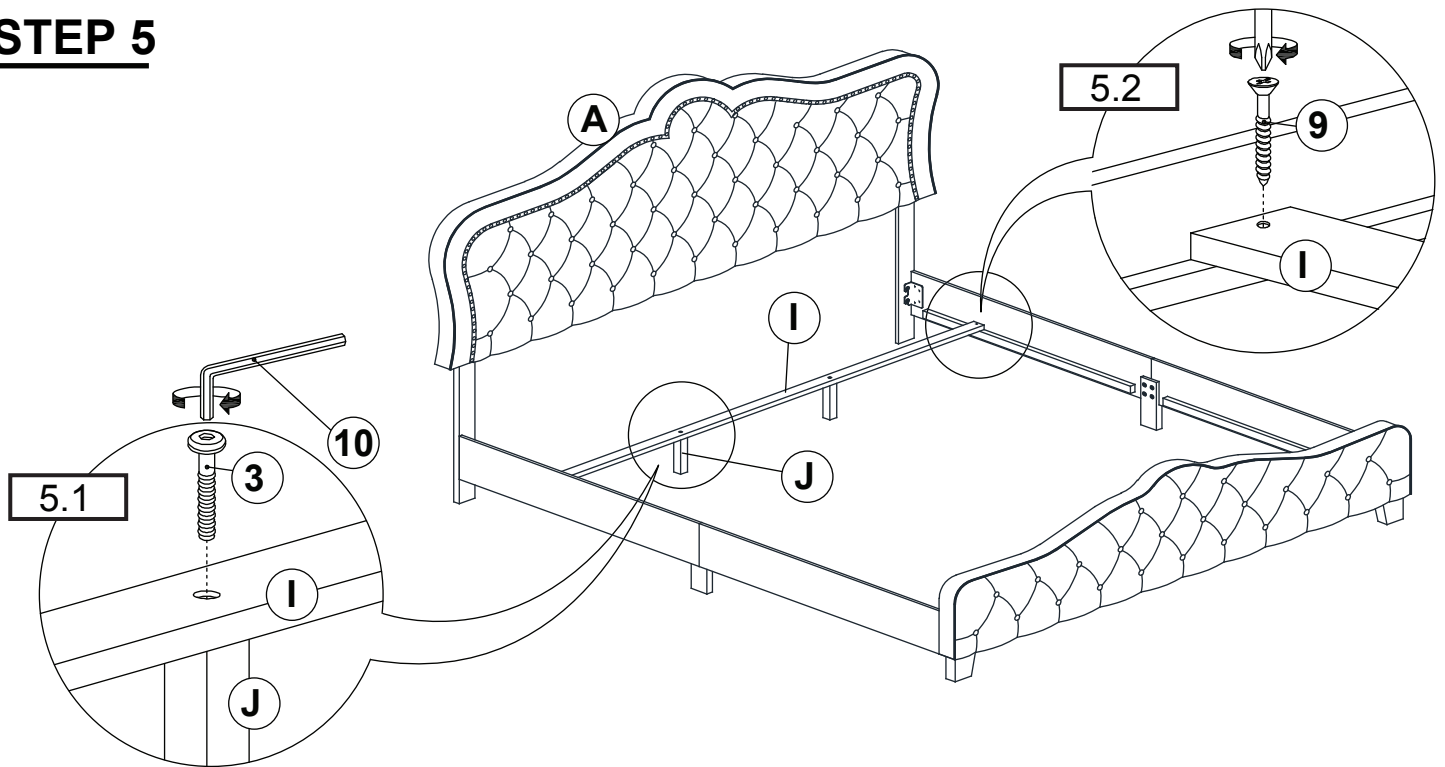


ITEM: **315871KE**



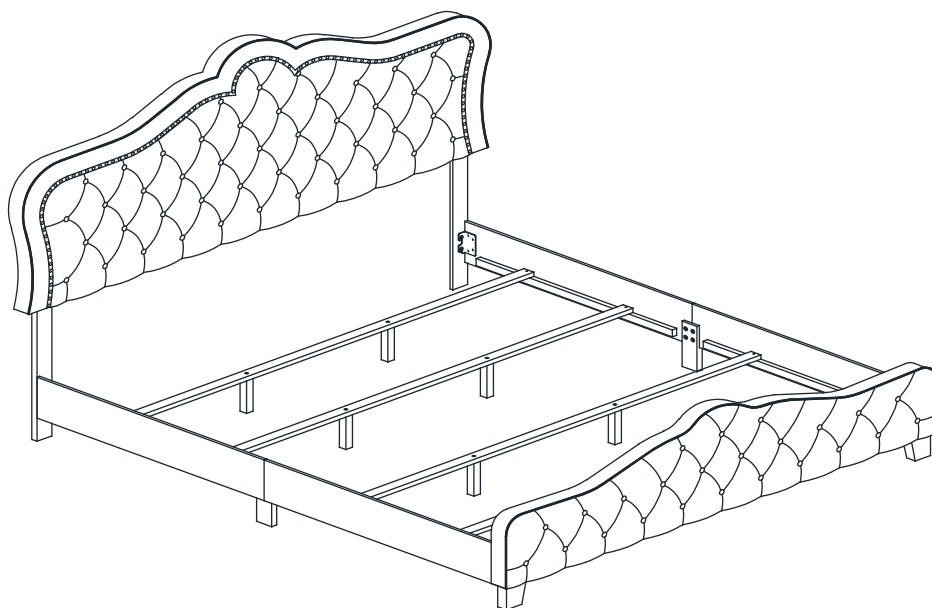
## ASSEMBLY INSTRUCTIONS

### STEP 5



### STEP 6

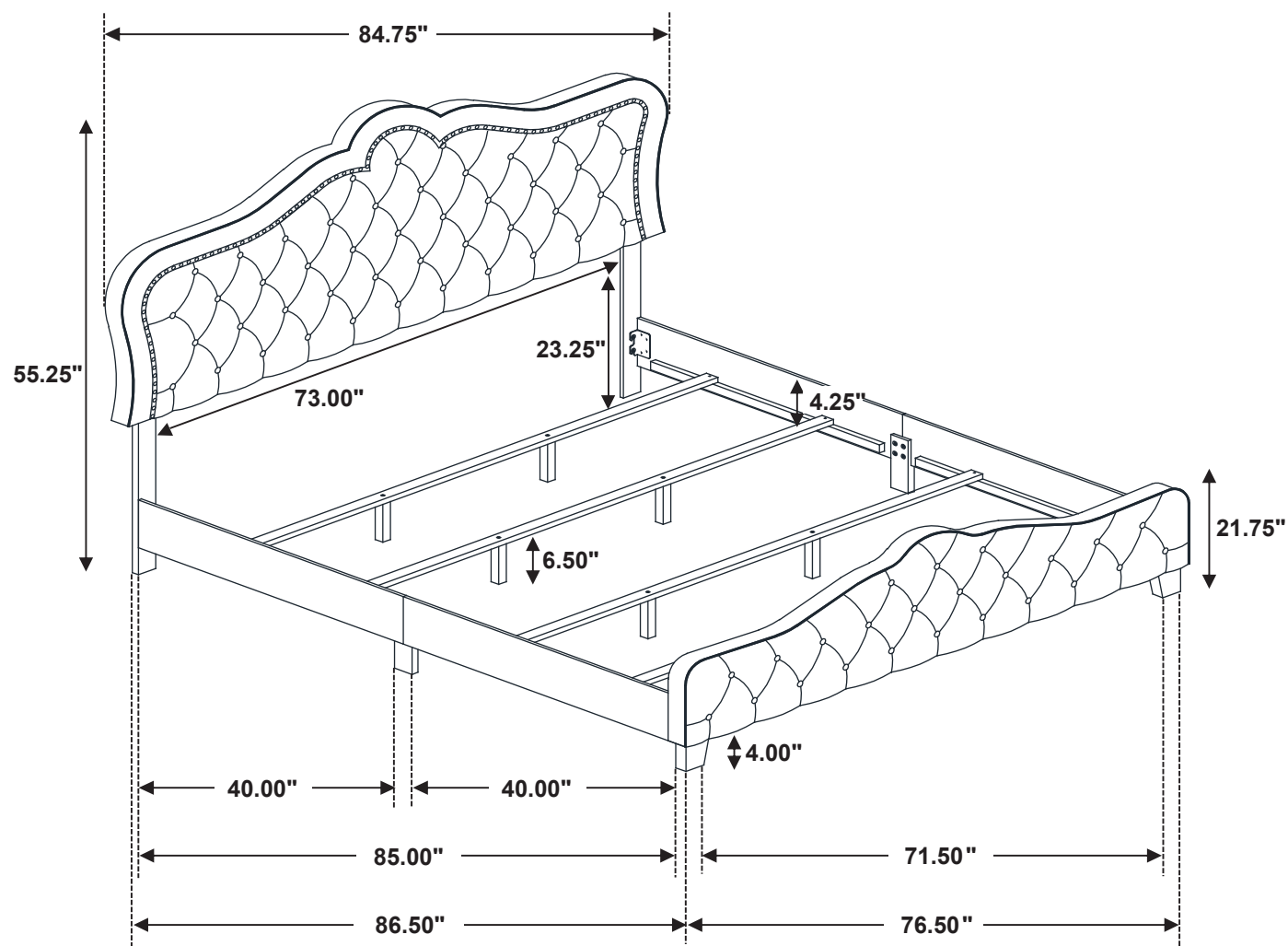
### COMPLETE



ITEM: **315871KE**



Inner Size : 76.50"W x 80.00"D



Note : Dimension tolerance  $\pm 5\%$