



ASSEMBLY INSTRUCTIONS COASTER FINE FURNITURE



Fine Furniture for every stage of life

360181KE (B1&B2) **Eastern King Bed**

REVISION 0 : 11/11/2023

ITEM : 360181KE (B1&B2)



ASSEMBLY INSTRUCTIONS

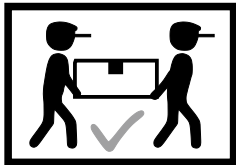
ASSEMBLY TIPS :

1. Remove hardware from box and sort by size.
2. Please check to see that all hardware and parts are present prior to start of assembly.
3. Please follow attached instructions in the same sequence as numbered to assure fast & easy assembly.



WARNING!

1. Don't attempt to repair or modify parts that are broken or defective. Please contact the store immediately.
2. This product is for home use only and not intended for commercial establishments.



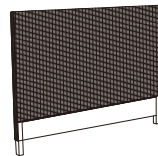
ASSEMBLY TIME

15 MINUTES

PARTS IDENTIFICATION

B1 (BOX 1)

A HEADBOARD



1PC

B2 (BOX 2)

B FOOTBOARD



1PC

C BED RAIL



2PCS

D BED SLAT




4PCS

E BED SLAT SUPPORT
WITH LEVELER



8PCS

A 360181Q (B1)
FROM BOX 1
HEADBOARD



1PC

HARDWARE IDENTIFICATION

Z-B2 (BOX 2) - HARDWARE PACK IS LOCATED IN 360181KE (B2)

1 LONG BOLT
(Ø5/16" x 1-1/8" - BLK)



8PCS

2 LOCK WASHER
(Ø5/16" - RBW)



8PCS

3 FLAT WASHER
(Ø5/16" - RBW)



8PCS

4 ALLEN WRENCH
(6MM - BLK)



1PC

5 FLAT HEAD SCREW
(Ø5/16" x 1-3/4" - RBW)



8PCS

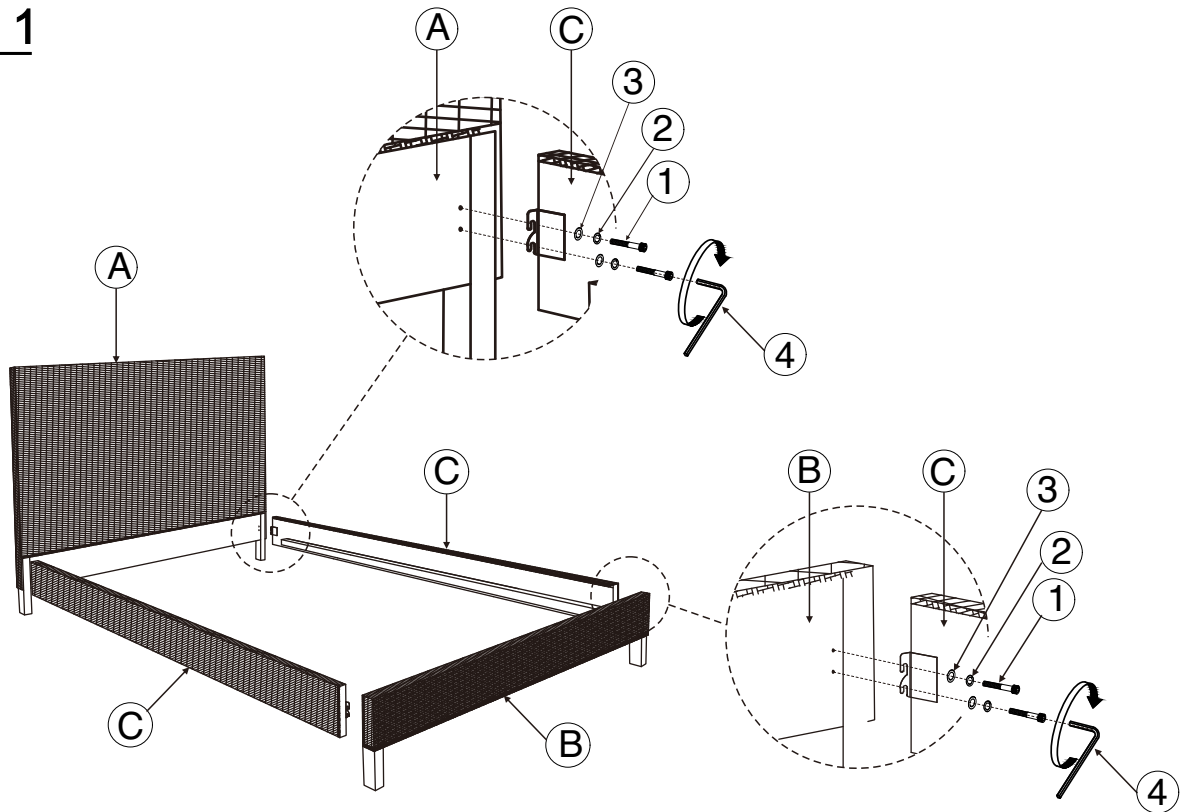
NOTE:

Phillips head screw driver is required in the assembly process; however, manufacturer does not provide this item.

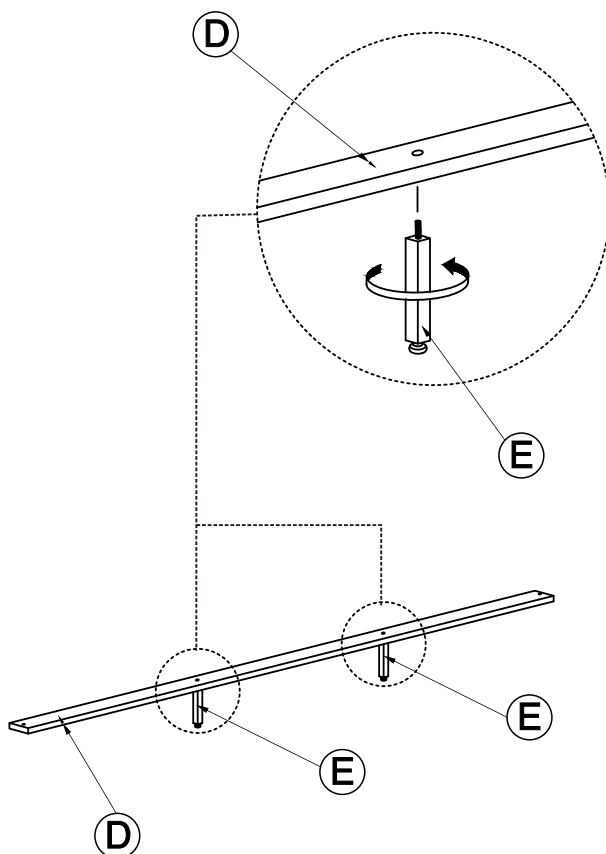
ITEM : 360181KE (B1&B2)

ASSEMBLY INSTRUCTIONS

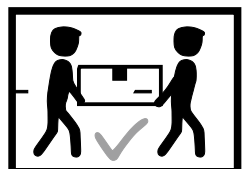
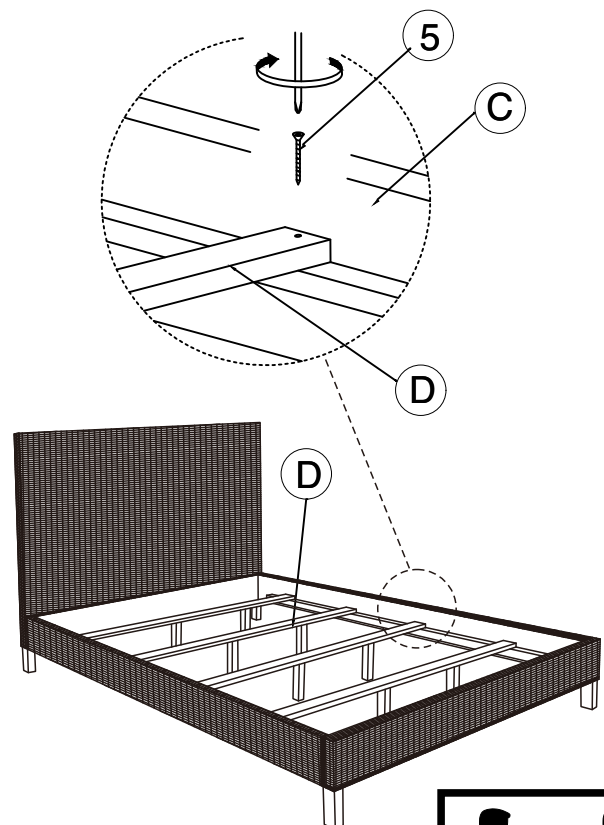
STEP 1



STEP 2



STEP 3 **COMPLETE**



ITEM : 360181KE (B1&B2)

ASSEMBLE HEADBOARD TO METAL FRAME



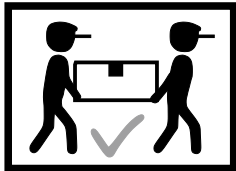
ASSEMBLY TIPS :

1. Remove hardware from box and sort by size.
2. Please check to see that all hardware and parts are present prior to start of assembly.
3. Please follow attached instructions in the same sequence as numbered to assure fast & easy assembly.



WARNING!

1. Don't attempt to repair or modify parts that are broken or defective. Please contact the store immediately.
2. This product is for home use only and not intended for commercial establishments.



ASSEMBLY TIME


15 MINUTES

PARTS IDENTIFICATION

B1 (BOX 1)

A







HEADBOARD



1PC

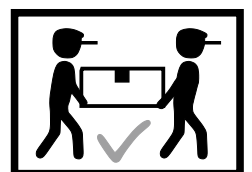
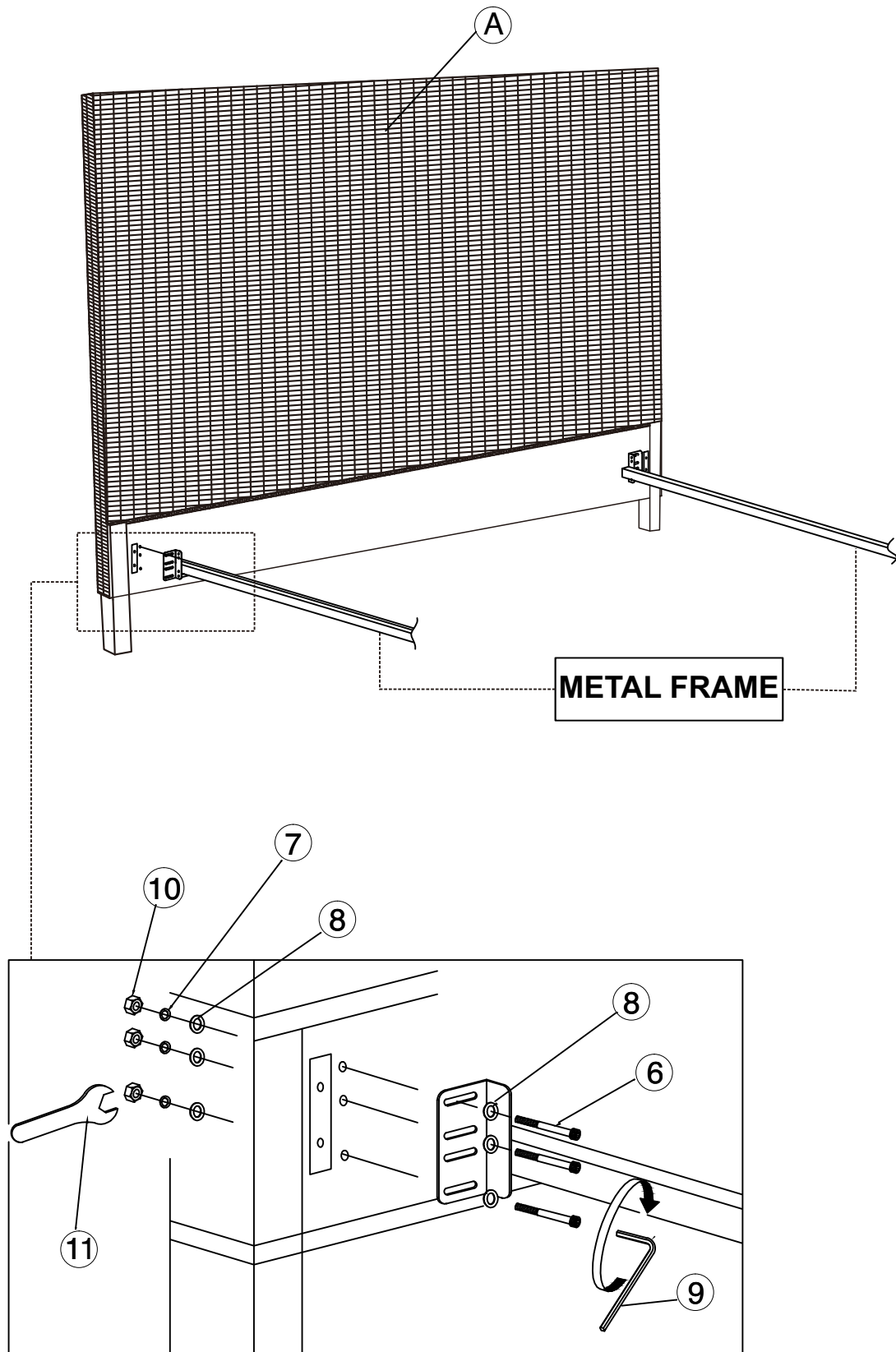
HARDWARE IDENTIFICATION

Z - B1 (BOX 1) - HARDWARE PACK IS LOCATED IN 360181KE (B1)

6	LONG BOLT (Ø7/23" x 2-3/8" - BLK)		6PCS
7	LOCK WASHER (Ø4/16" - RBW)		6PCS
8	FLAT WASHER (Ø4/16" - RBW)		12PCS
9	ALLEN WRENCH (4mm - BLK)		1PC
10	HEX NUT (M 6mm - BLK)		6PCS
11	WRENCH (3-3/8" x 1-1/8" - RBW)		1PC

ITEM : 360181KE (B1&B2)

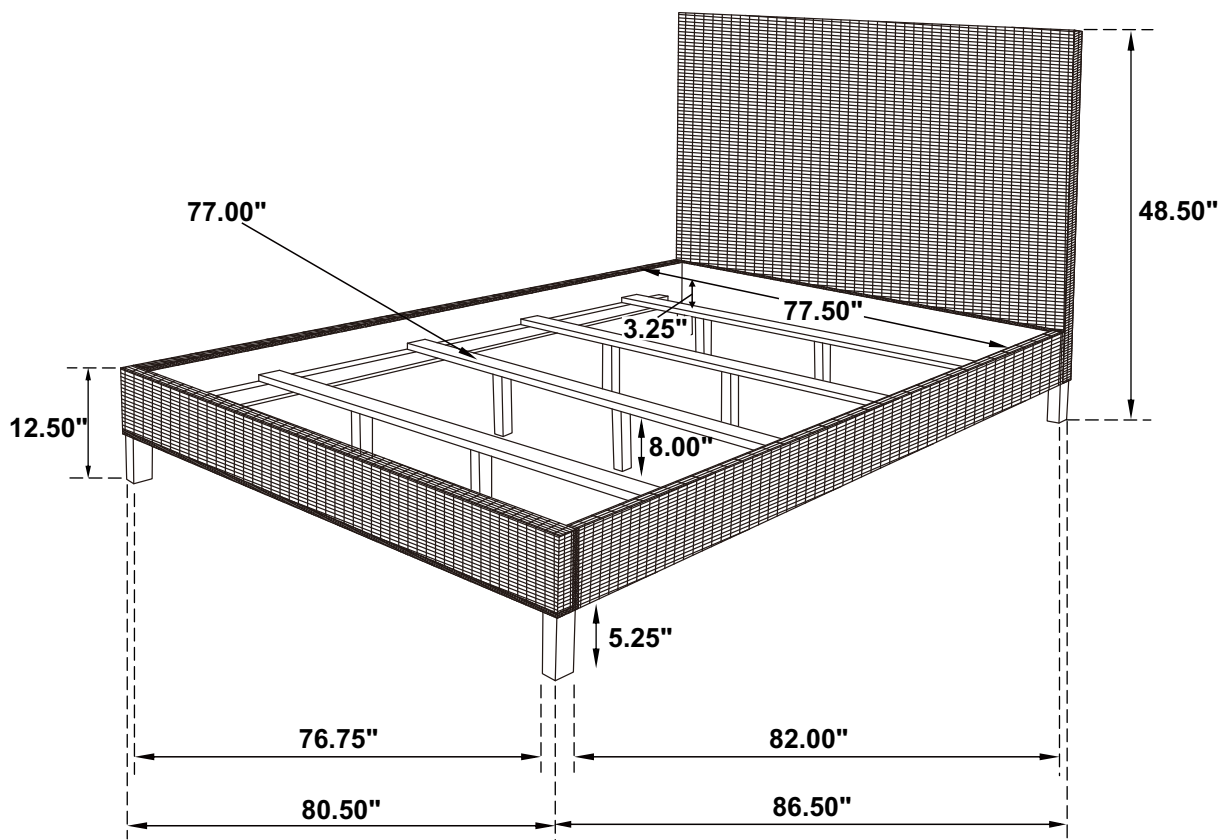
ASSEMBLE HEADBOARD TO METAL FRAME COMPLETE



ITEM : 360181KE (B1&B2)



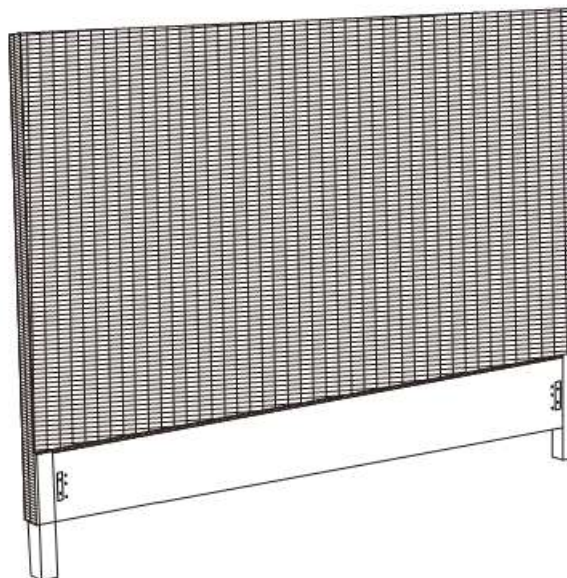
Inner Size : 77.50"W x 81.50"D



Note : Dimension tolerance $\pm 5\%$



ASSEMBLY INSTRUCTIONS COASTER FINE FURNITURE



Fine Furniture for every stage of life

360181KE (B1) *Eastern King Headboard*

ITEM : 360181KE (B1)

ASSEMBLE HEADBOARD TO METAL FRAME



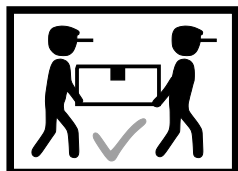
ASSEMBLY TIPS :

1. Remove hardware from box and sort by size.
2. Please check to see that all hardware and parts are present prior to start of assembly.
3. Please follow attached instructions in the same sequence as numbered to assure fast & easy assembly.



WARNING!

1. Don't attempt to repair or modify parts that are broken or defective. Please contact the store immediately.
2. This product is for home use only and not intended for commercial establishments.



ASSEMBLY TIME


15 MINUTES

PARTS IDENTIFICATION

B1 (BOX 1)

A







HEADBOARD



1PC

HARDWARE IDENTIFICATION

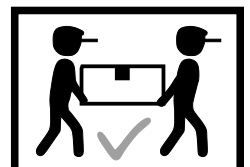
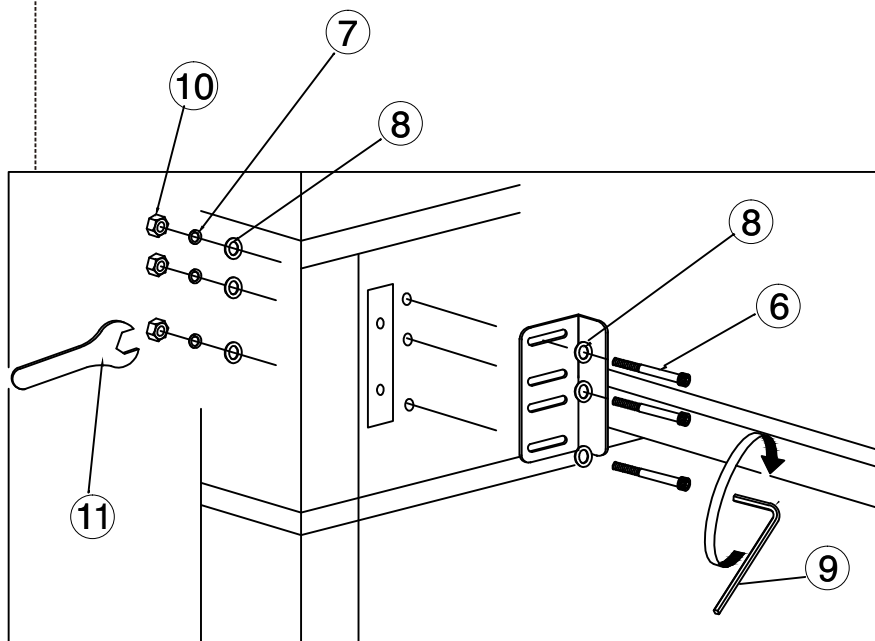
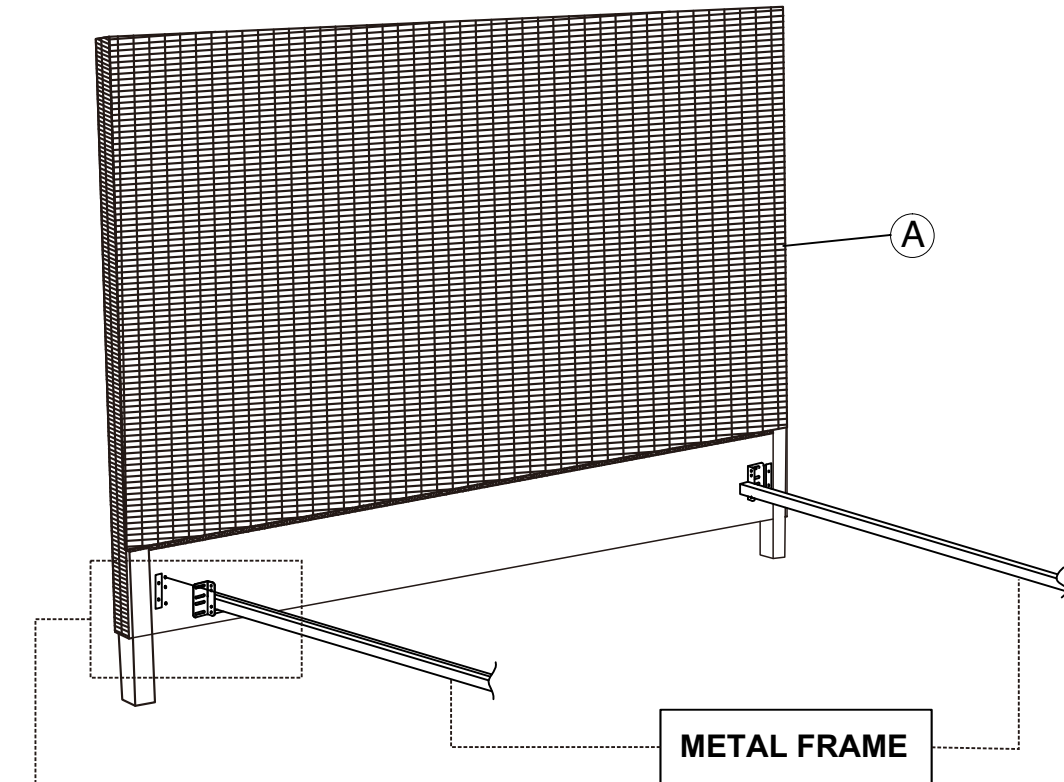
Z - B1 (BOX 1) - HARDWARE PACK IS LOCATED IN 360181KE (B1)

6	LONG BOLT (Ø7/23" x 2-3/8" - BLK)		6PCS
7	LOCK WASHER (Ø4/16" - RBW)		6PCS
8	FLAT WASHER (Ø4/16" - RBW)		12PCS
9	ALLEN WRENCH (4mm - BLK)		1PC
10	HEX NUT (M 6mm - BLK)		6PCS
11	WRENCH (3-3/8" x 1-1/8" - RBW)		1PC


ITEM : **360181KE (B1)**



**ASSEMBLE HEADBOARD TO METAL FRAME
COMPLETE**



ITEM : **360181KE (B1)**



Note: Dimension tolerance $\pm 5\%$