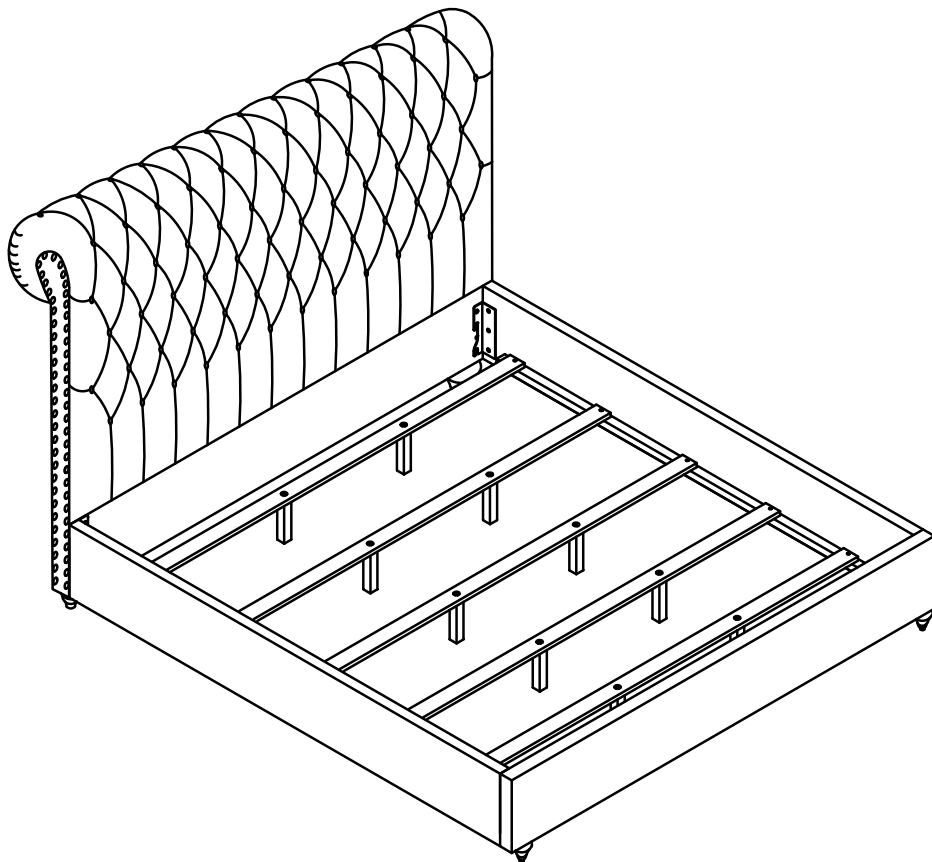




## ASSEMBLY INSTRUCTIONS COASTER FINE FURNITURE



*Fine Furniture for every stage of life*

### **360341KE(B1&B2)** **Eastern King Bed**

# ITEM: 360341KE(B1&B2)



## ASSEMBLY INSTRUCTIONS

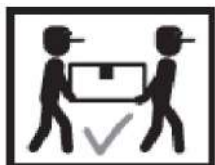
### ASSEMBLY TIPS:

1. Remove hardware from box and sort by size.
2. Please check to see that all hardware and parts are present prior to start of assembly.
3. Please follow attached instructions in the same sequence as numbered to assure fast & easy assembly.

### WARNING!



1. Don't attempt to repair or modify parts that are broken or defective. Please contact the store immediately.
2. This product is for home use only and not intended for commercial establishments.



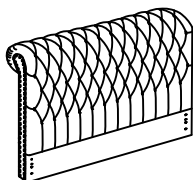
ASSEMBLY TIME

30 MINUTES

## PARTS IDENTIFICATION

### B1 (BOX 1)

A HEADBOARD PANEL



1PC

B HEADBOARD LEG



2PCS

### B2 (BOX 2)

C FOOTBOARD PANEL



1PC

D FOOTBOARD LEG



2PCS

E BED RAIL




2PCS

F BED SLAT



5PCS

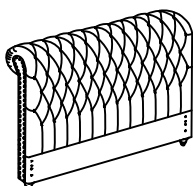
G BED SLAT SUPPORT  
WITH LEVELER



10PCS

HB

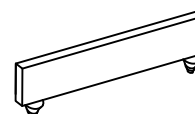
360341KE(B1)  
FROM BOX 1  
HEADBOARD  
COMPLETE



1PC

FB

360341KE(B2)  
FROM BOX 2  
FOOTBOARD  
COMPLETE



1PC

# ITEM: 360341KE(B1&B2)



## ASSEMBLY INSTRUCTIONS

### ASSEMBLY TIPS:

1. Remove hardware from box and sort by size.
2. Please check to see that all hardware and parts are present prior to start of assembly.
3. Please follow attached instructions in the same sequence as numbered to assure fast & easy assembly.










### WARNING!

1. Don't attempt to repair or modify parts that are broken or defective. Please contact the store immediately.
2. This product is for home use only and not intended for commercial establishments.

## HARDWARE IDENTIFICATION

### Z-B2 (BOX 2) - HARDWARE PACK IS LOCATED IN 360341KE(B2)

1	<b>ALLEN WRENCH</b> (5mm - BLK)		1PC	2	<b>BOLT</b> (Ø 5/16" x 32mm - BLK)		24PCS
3	<b>HEADBOARD CORNER BRACKET - RIGHT</b> (200mm x 60mm x 40mm x2mm - BLK)		2PCS	4	<b>HEADBOARD CORNER BRACKET - LEFT</b> (200mm x 60mm x 40mm x2mm - BLK)		2PCS
5	<b>LOCK WASHER</b> (Ø 5/16" - BLK)		24PCS	6	<b>FLAT WASHER</b> (Ø 5/16" - BLK)		24PCS
7	<b>FLAT HEAD SCREW</b> (M4 x 30mm - BLK)		10PCS				

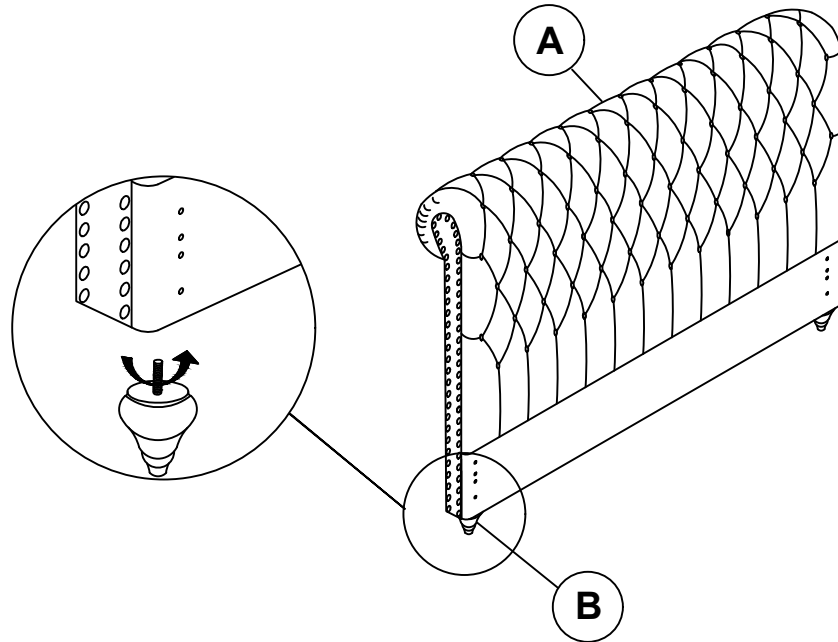
### NOTE:

Phillips head screw driver is required in the assembly process; however, manufacturer does not provide this item.

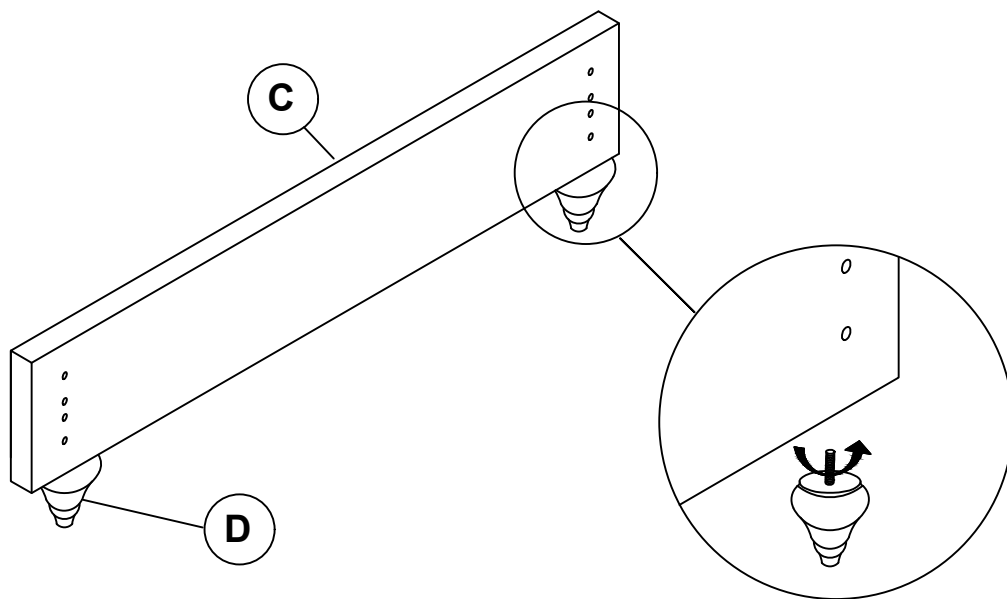
ITEM: **360341KE(B1&B2)**

**ASSEMBLY INSTRUCTIONS**

**STEP 1**



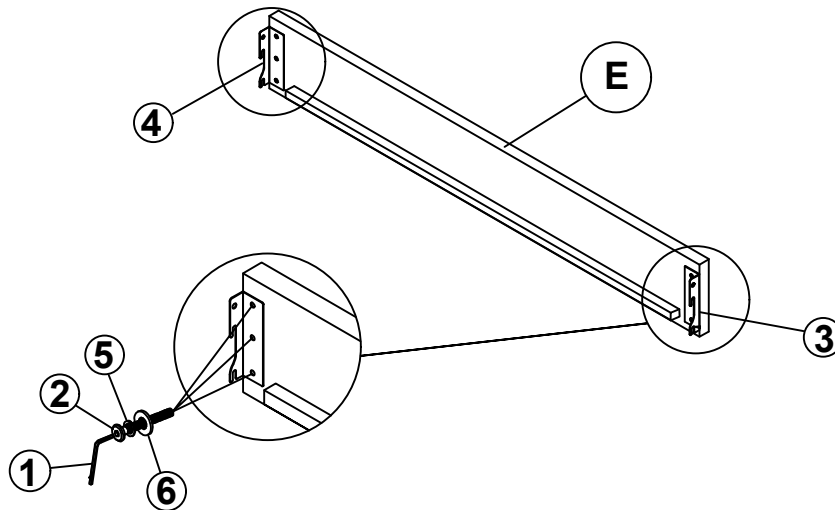
**STEP 2**



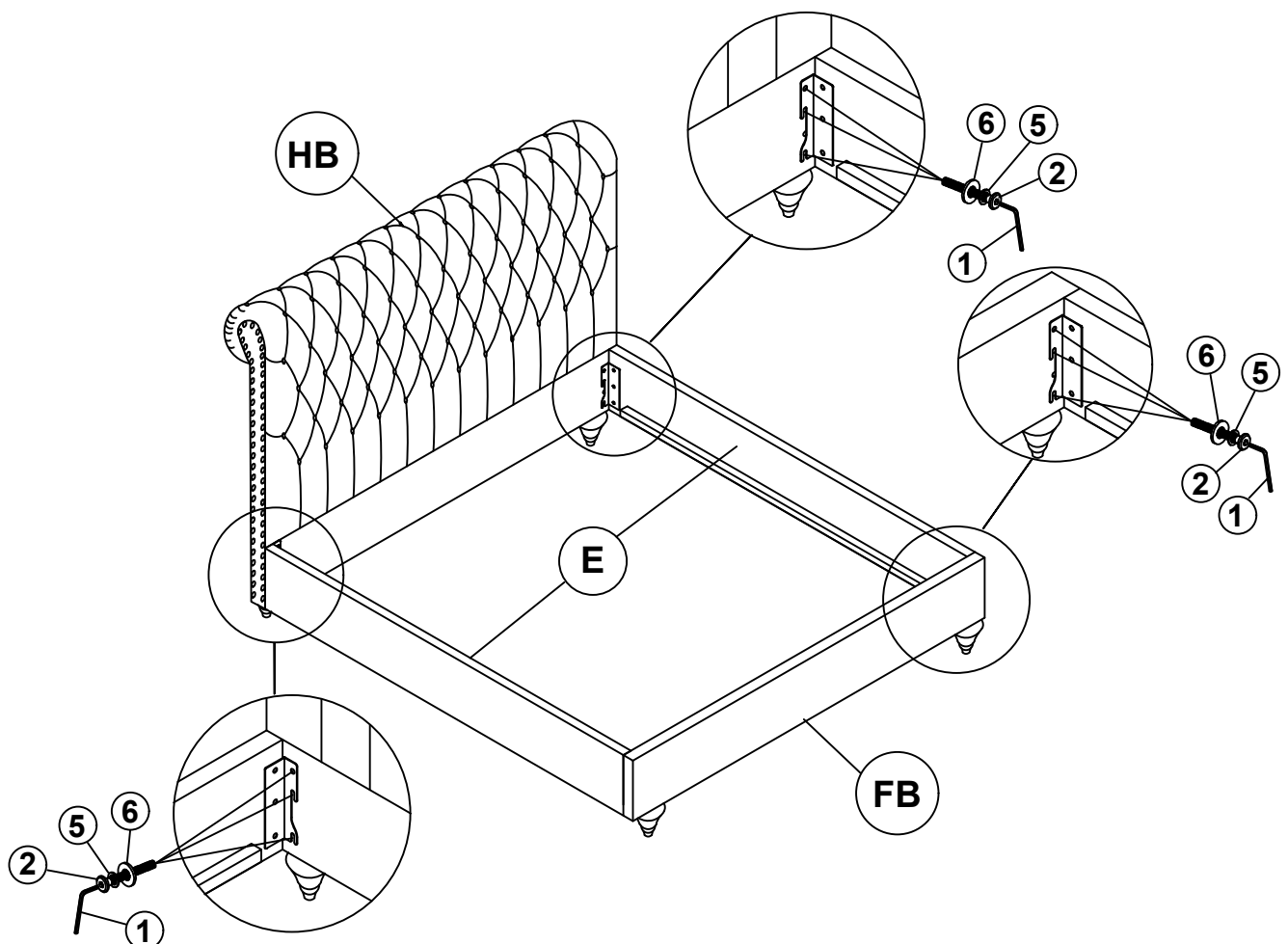
# ITEM: 360341KE(B1&B2)

## ASSEMBLY INSTRUCTIONS

### STEP 3



### STEP 4

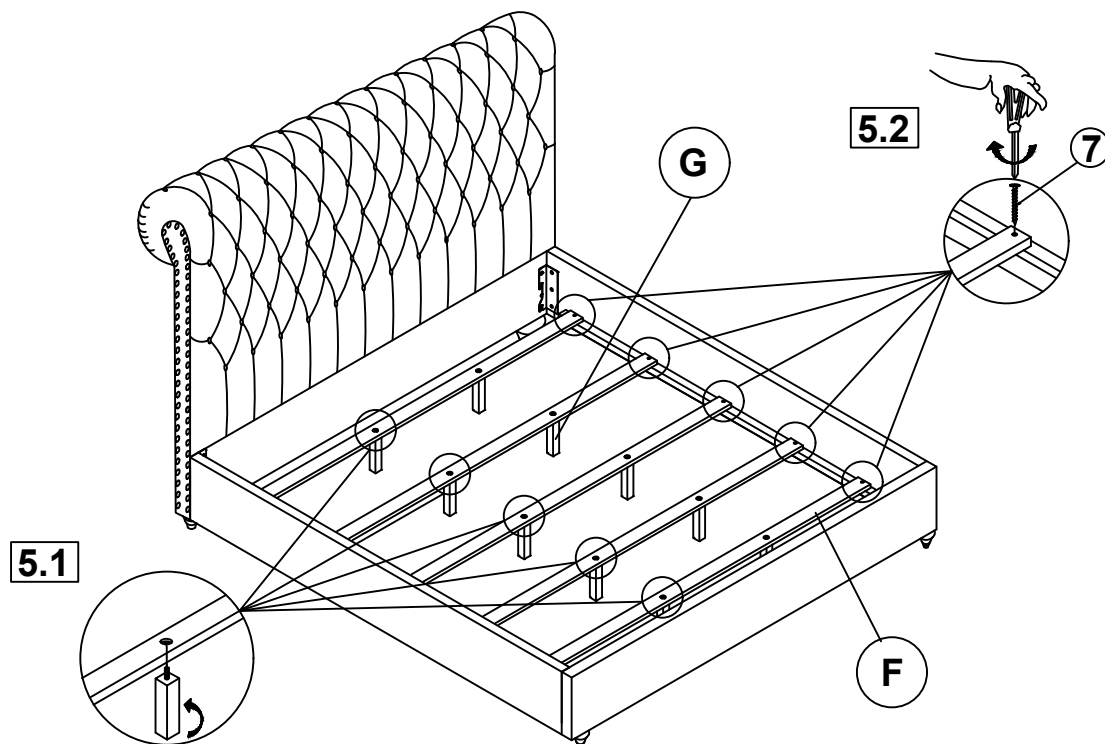


ITEM: **360341KE(B1&B2)**

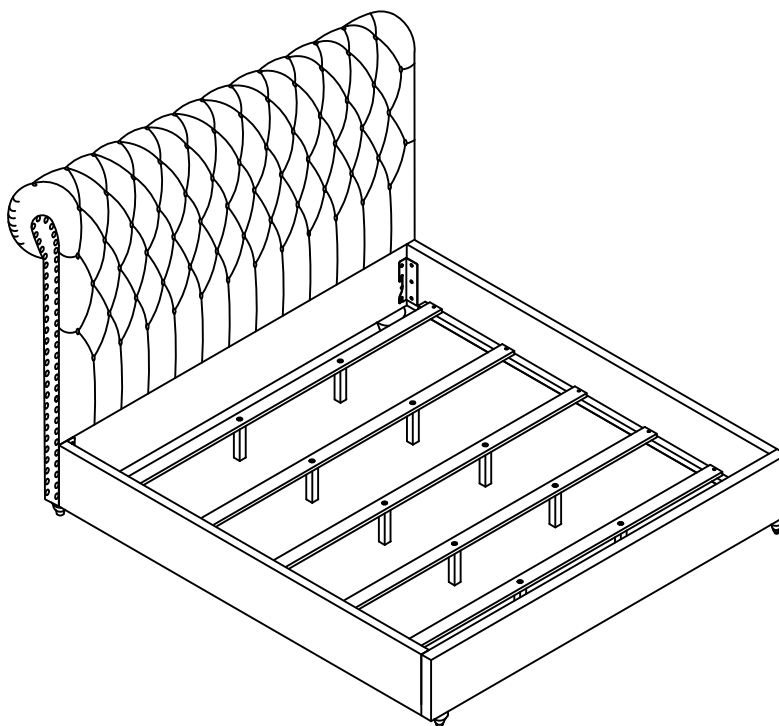
## ASSEMBLY INSTRUCTIONS



### STEP 5



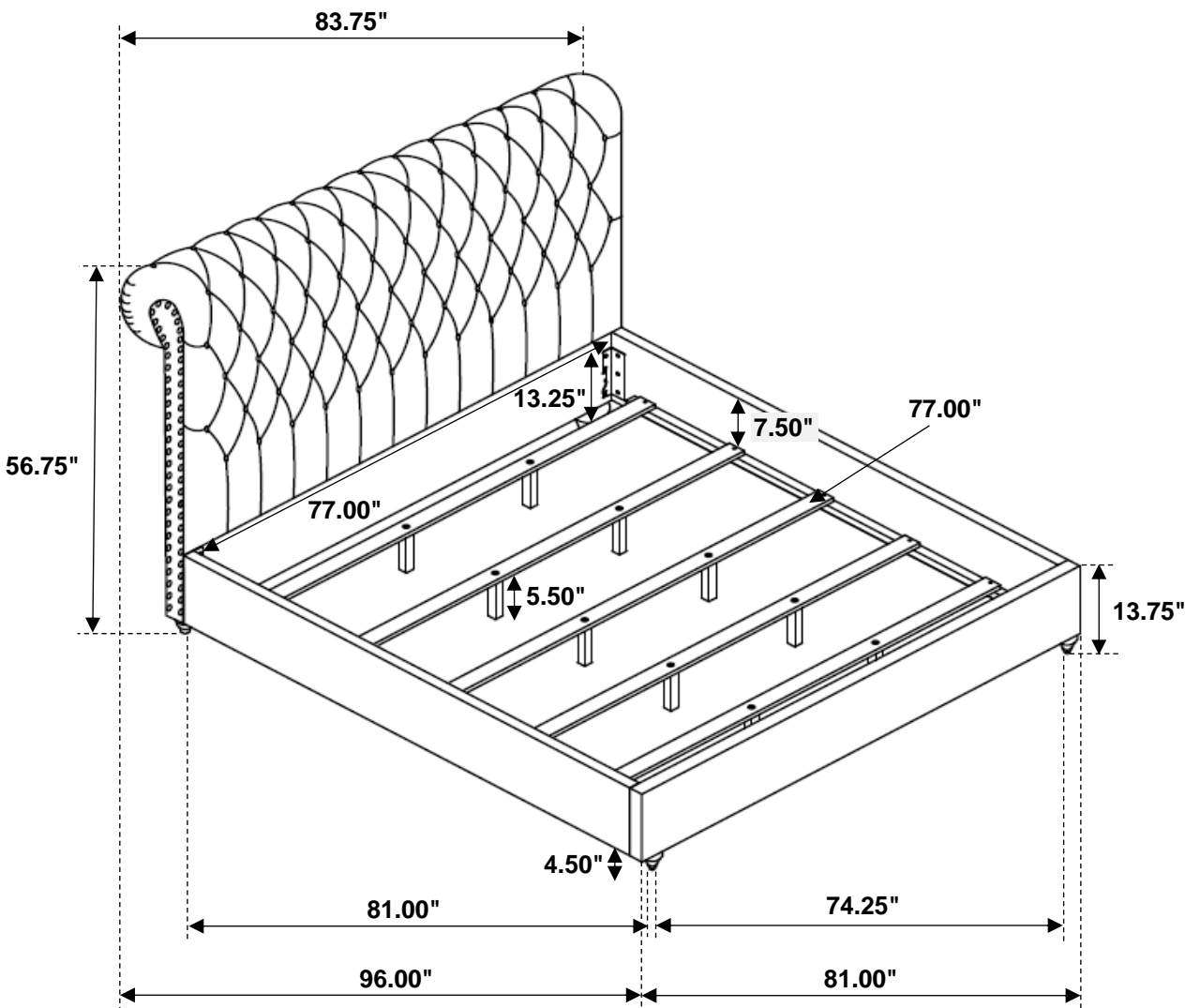
### STEP 6 COMPLETE



ITEM:360341KE(B1&B2)



Inner Size : 77.00"W x 81.00"D



Note: Dimension tolerance  $\pm 5\%$