



ASSEMBLY INSTRUCTIONS COASTER FINE FURNITURE



Fine Furniture for every stage of life

500818
SLEEPER SECTIONAL

REVISION 0: 07/12/2024
REVISION 1: 08/28/2024

PAGE 1 OF 8

COASTERFURNITURE.COM

ITEM : 500818B1

ASSEMBLY INSTRUCTIONS



ASSEMBLY TIPS:

- 1.Remove hardware from box and sort by size.
- 2.Please check to see that all hardware and parts are present prior to start of assembly.
- 3.Please follow attached instruction in the same sequence as numbered to assure fast & easy assembly.



WARNING!








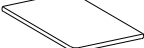
- 1.Don't attempt to repair or modify parts that are broken or defective. Please contact the store immediately.
- 2.This product is for home use only and not intended for commercial establishment.






ASSEMBLY TIME

5 MINUTES

PARTS IDENTIFICATION

A	LEFT BACK CUSHION		1PC
B	MIDDLE BACK CUSHION		2PCS
C	SMALL SEAT CUSHION		3PCS
D	SLEEPER SOFA FRAME		1PC
E	PATTERNED PILLOW		1PC
F	PLAIN PILLOW		1PC
G	LEG		4PCS
H	FOAM TOPPER		1PC

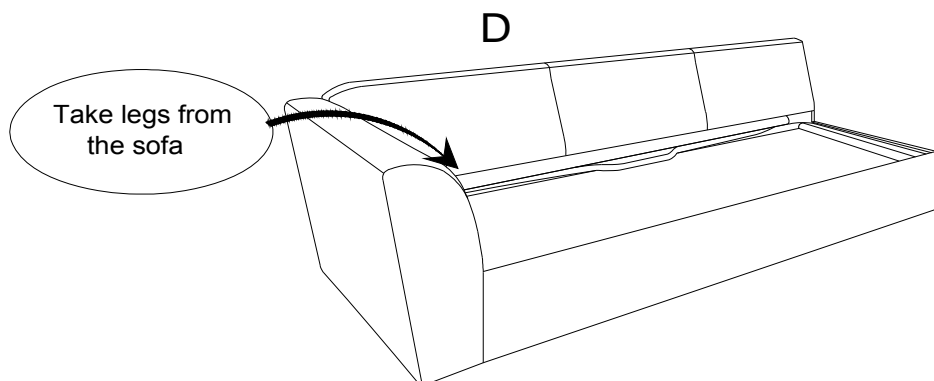
Z	HARDWARE	PACKAGE	
NO	DESCRIPTION	FIGURE	QTY
1	BOLT 5/16" * 3"		4PCS
2	WOOD SCREW M4*60MM		4PCS
3	PLASTIC CAP Ø19.5*18.5mm		8PCS

ITEM : 500818B1




ASSEMBLY INSTRUCTIONS

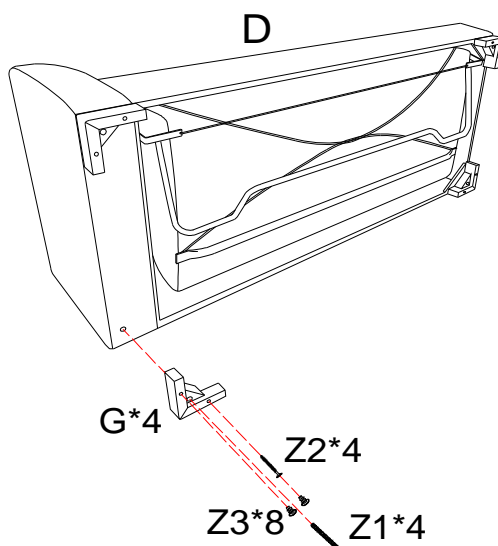


STEP 1



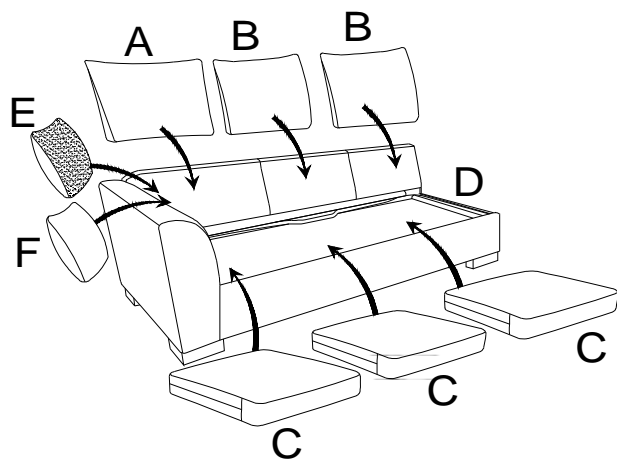


STEP 2

1	 X 4	2	 X 4	3	 X 8
---	---	---	---	---	---



STEP 3

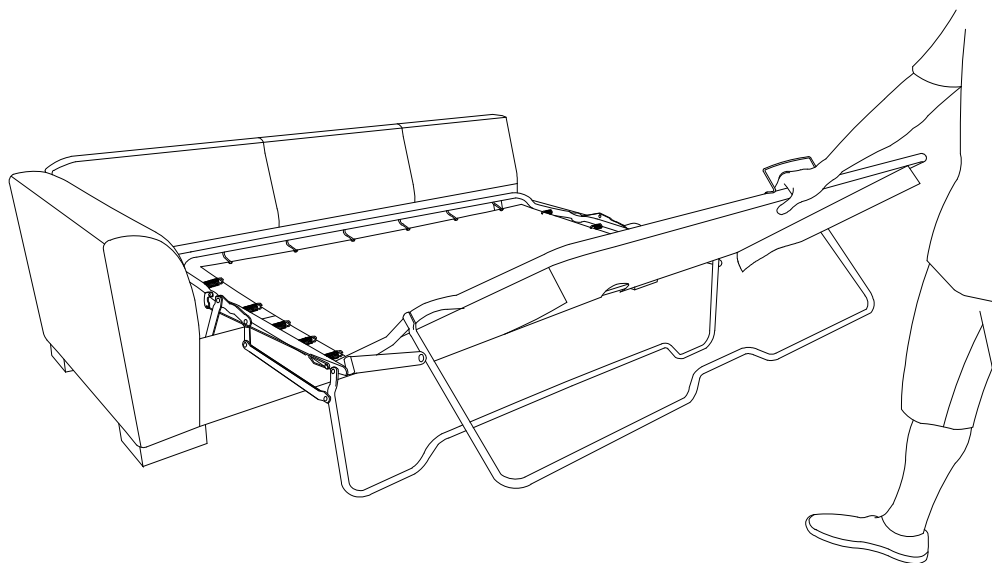


ITEM : 500818B1

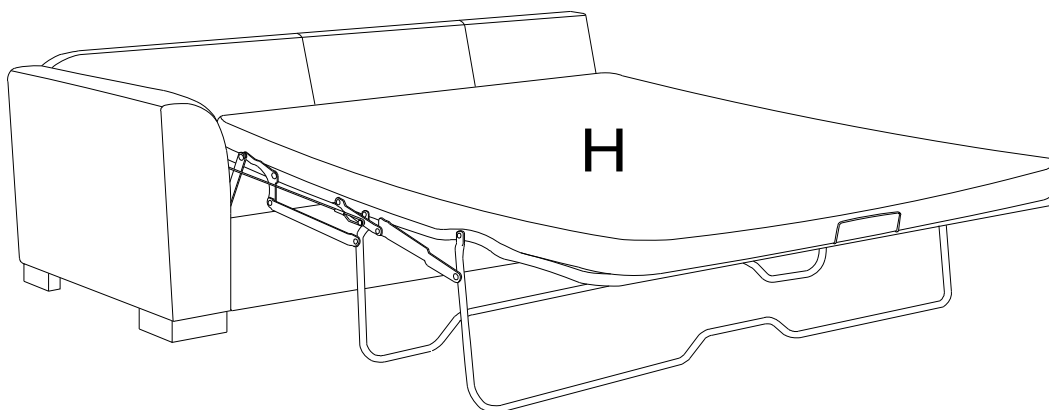
ASSEMBLY INSTRUCTIONS



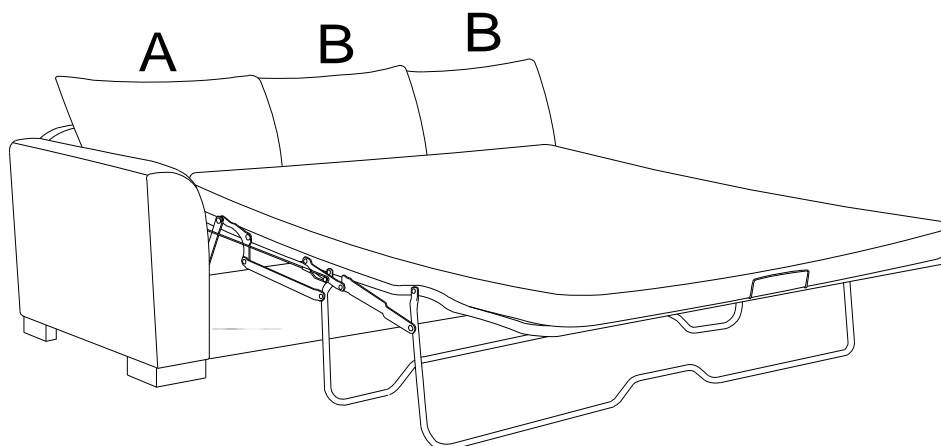
STEP 1



STEP 2



STEP 3



ITEM : 500818B2

ASSEMBLY INSTRUCTIONS



ASSEMBLY TIPS:

- 1.Remove hardware from box and sort by size.
- 2.Please check to see that all hardware and parts are present prior to start of assembly.
- 3.Please follow attached instruction in the same sequence as numbered to assure fast & easy assembly.



WARNING!

- 1.Don't attempt to repair or modify parts that are broken or defective. Please contact the store immediately.
- 2.This product is for home use only and not intended for commercial establishment.



ASSEMBLY TIME

5 MINUTES

PARTS IDENTIFICATION

I	RIGHT BACK CUSHION		1PC
B	MIDDLE BACK CUSHION		1PC
J	SMALL BACK CUSHION		1PC
K	BIG BACK CUSHION		1PC
C	SMALL SEAT CUSHION		2PCS
L	BIG SEAT CUSHION		1PC
M	SOFA FRAME		1PC
E	PATTERNED PILLOW		2PCS
F	PLAIN PILLOW		2PCS
G	LEG		4PCS
N	MIDDLE LEG		1PC

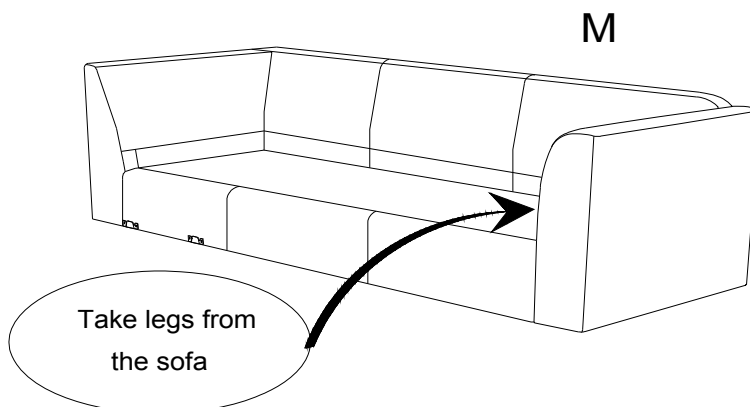
Z	HARDWARE PACKAGE		
NO	DESCRIPTION	FIGURE	QTY
1	BOLT 5/16" * 3"		4PCS
2	WOOD SCREW M4*60MM		4PCS
3	PLASTIC CAP Ø19. 5*18. 5mm		8PCS

ITEM : 500818B2

ASSEMBLY INSTRUCTIONS

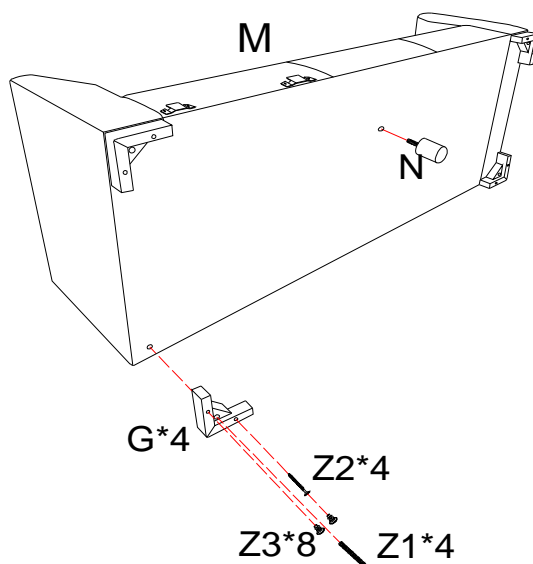


STEP 1


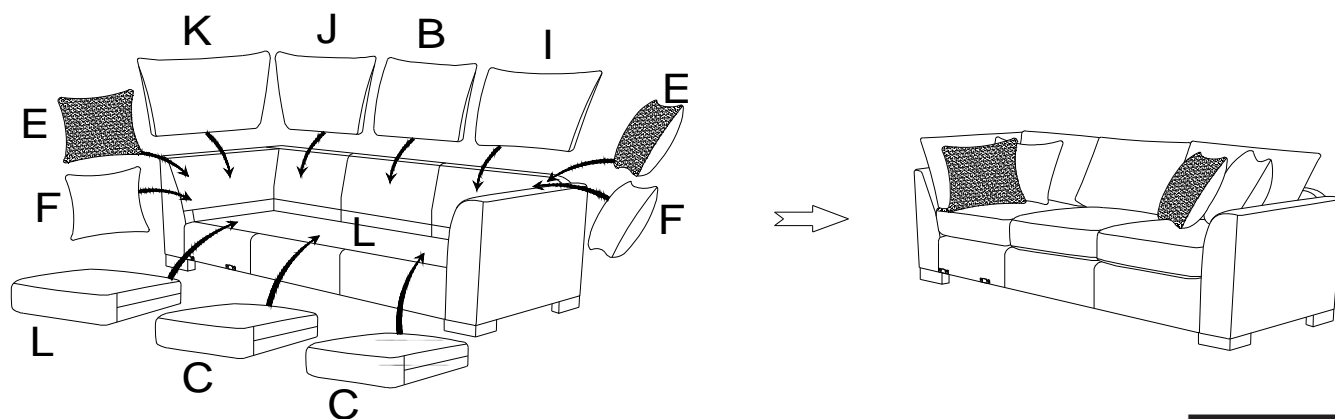


STEP 2

1		X 4	2		X 4	3		X 8
---	--	-----	---	--	-----	---	--	-----



STEP 3

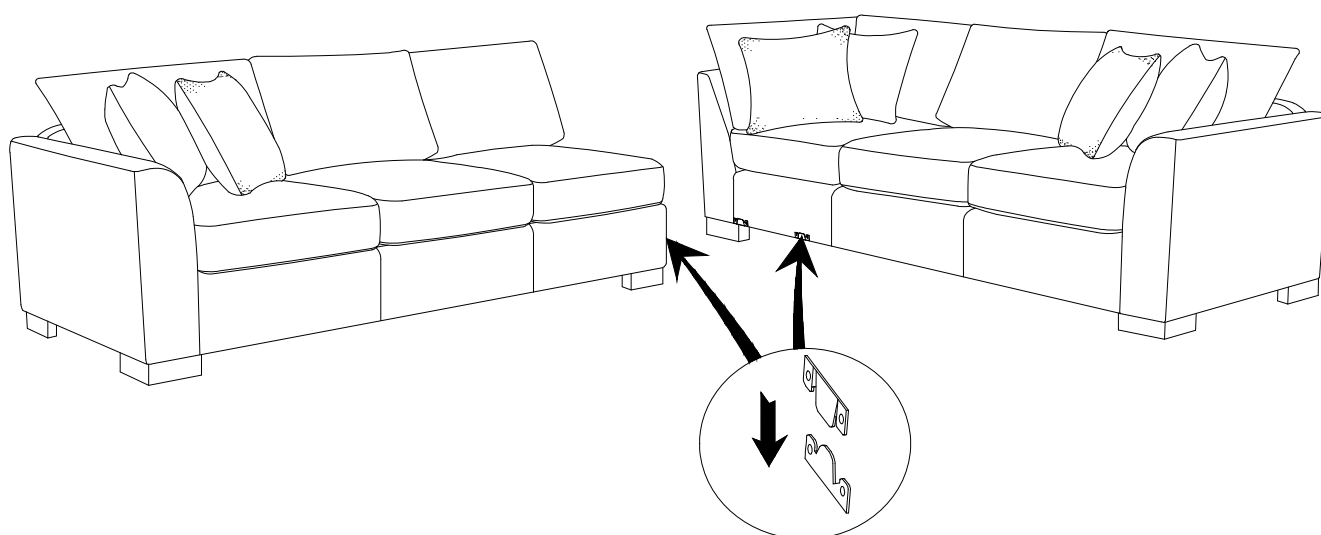


ITEM : 500818

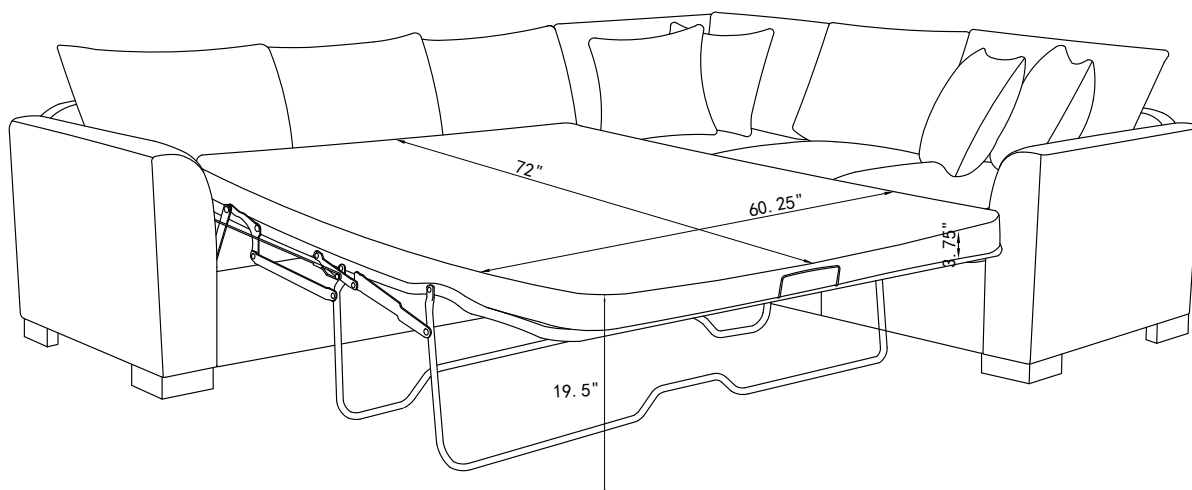
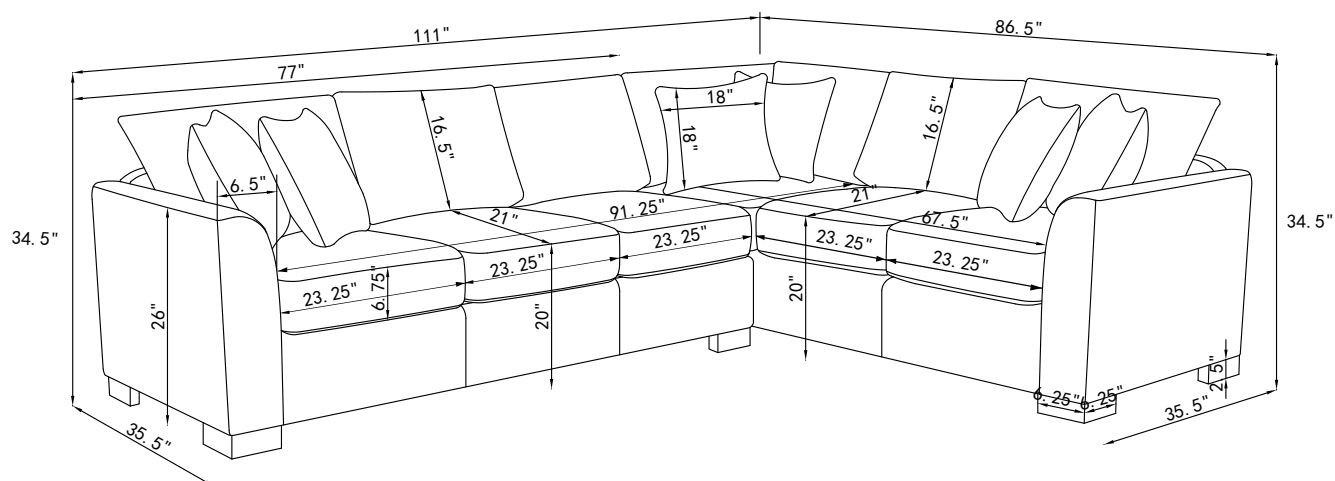
ASSEMBLY INSTRUCTIONS



STEP 1



ITEM : 500818



Note: Dimension tolerance $\pm 5\%$

