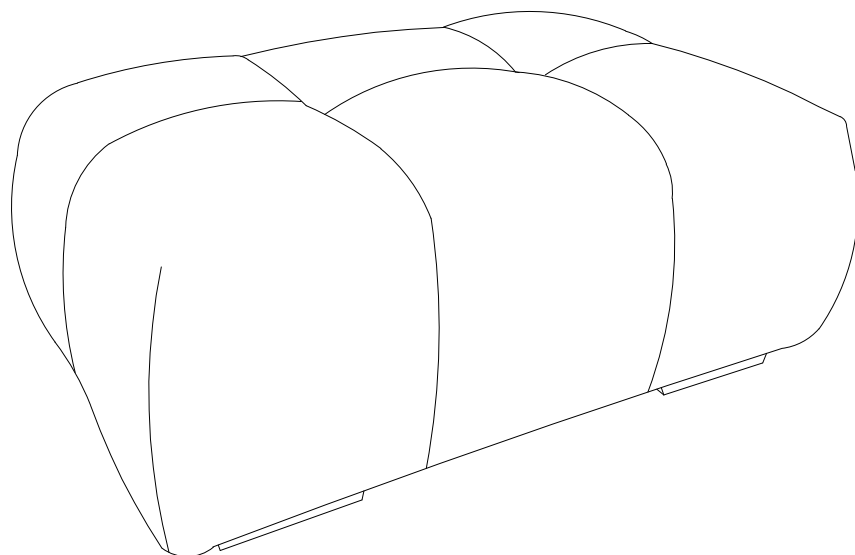




ASSEMBLY INSTRUCTIONS COASTER FINE FURNITURE



Fine Furniture for every stage of life

503984
OTTOMAN

REVISION 0 : 04/17/2024

PAGE 1 OF 3

COASTERFURNITURE.COM

ITEM: **503984**



ASSEMBLY INSTRUCTIONS


ASSEMBLY TIPS:

1. Remove hardware from box and sort by size.
2. Please check to see that all hardware and parts are present prior to start of assembly.
3. Please follow attached instructions in the same sequence as numbered to assure fast & easy assembly.



WARNING!

1. Don't attempt to repair or modify parts that are broken or defective. Please contact the store immediately.
2. This product is for home use only and not intended for commercial establishments.

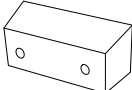


ASSEMBLY TIME

5 MINUTES


PARTS IDENTIFICATION

A OTTOMAN  1PC

B LEG  4PCS

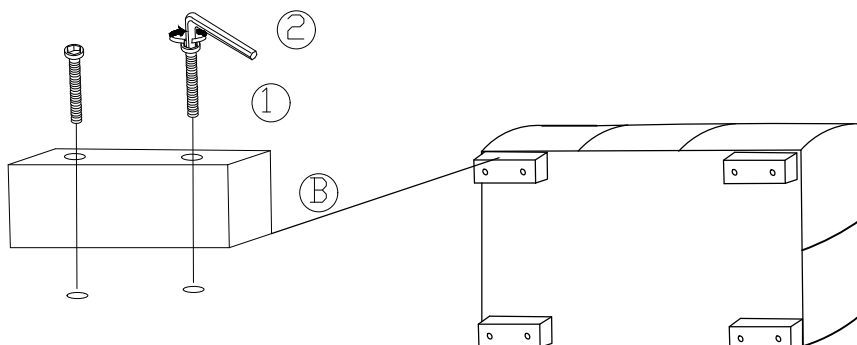
HARDWARE IDENTIFICATION

1 LONG BOLT
(M8*60MM)  8PCS

2 ALLEN WRENCH
(5#)  1PC

ASSEMBLY INSTRUCTIONS

STEP 1

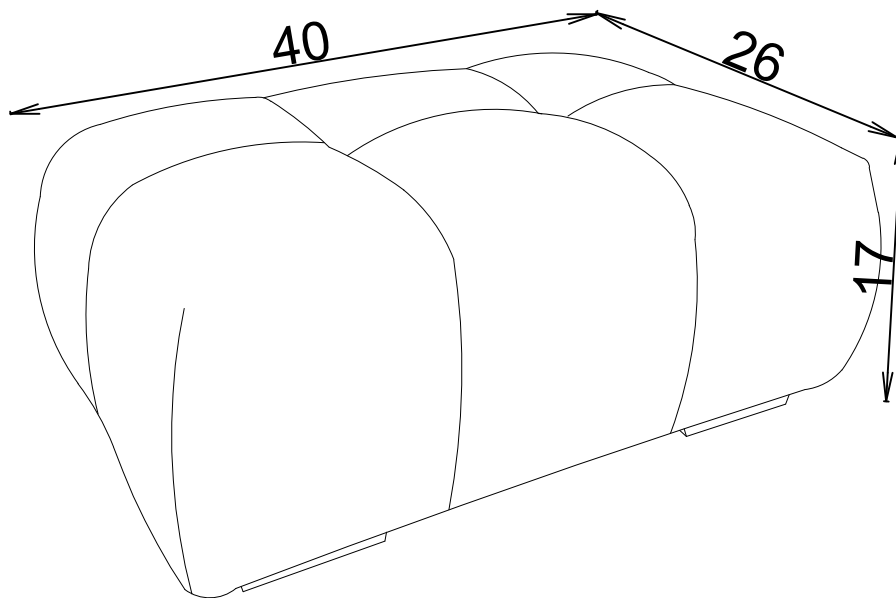


ITEM: **503984**




ASSEMBLY INSTRUCTIONS

PRODUCT DIMENSION



Note: Dimension tolerance $\pm 5\%$

ASSEMBLY INSTRUCTIONS
COASTER FINE FURNITURE



Fine Furniture for every stage of life

503985
SECTIONAL

ITEM: 503985 (B1-B2)



ASSEMBLY INSTRUCTIONS

ASSEMBLY TIPS:

1. Remove hardware from box and sort by size.
2. Please check to see that all hardware and parts are present prior to start of assembly.
3. Please follow attached instructions in the same sequence as numbered to assure fast & easy assembly.



WARNING!

1. Don't attempt to repair or modify parts that are broken or defective. Please contact the store immediately.
2. This product is for home use only and not intended for commercial establishments.



ASSEMBLY TIME

10 MINUTES

PARTS IDENTIFICATION

B1(BOX1)

A	SOFA BASE		1 PC
C	SOFA BACK CUSHION		2 PCS
D	PILLOW		1 PC
E	MIDDLE LEG		1 PC
F	LEG		4 PCS

B2(BOX2)

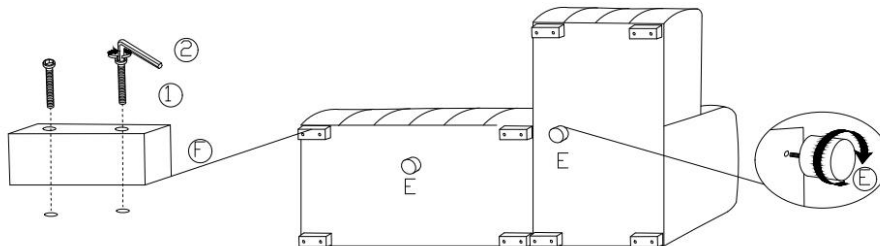
B	CHAISE BASE		1 PC
D	PILLOW		1 PC
E	MIDDLE LEG		1 PC
F	LEG		4 PCS
G	CHAISE BACK CUSHION-1		1 PC
H	CHAISE BACK CUSHION-2		1 PC

HARDWARE IDENTIFICATION

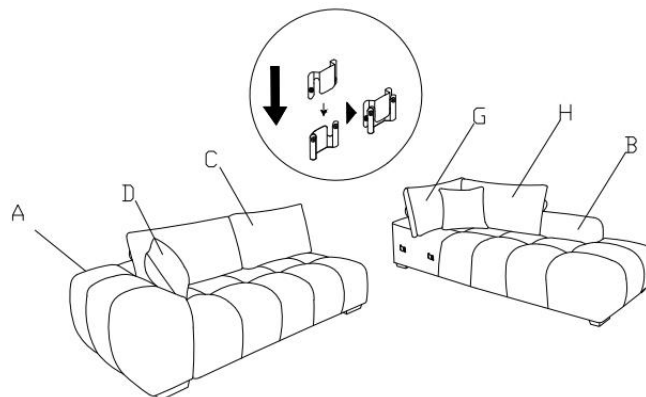
1	BOLT (M8*60MM)		8 PCS
2	WRENCH (5#)		1 PC

1	BOLT (M8*60MM)		8 PCS
2	WRENCH (5#)		1 PC

STEP 1



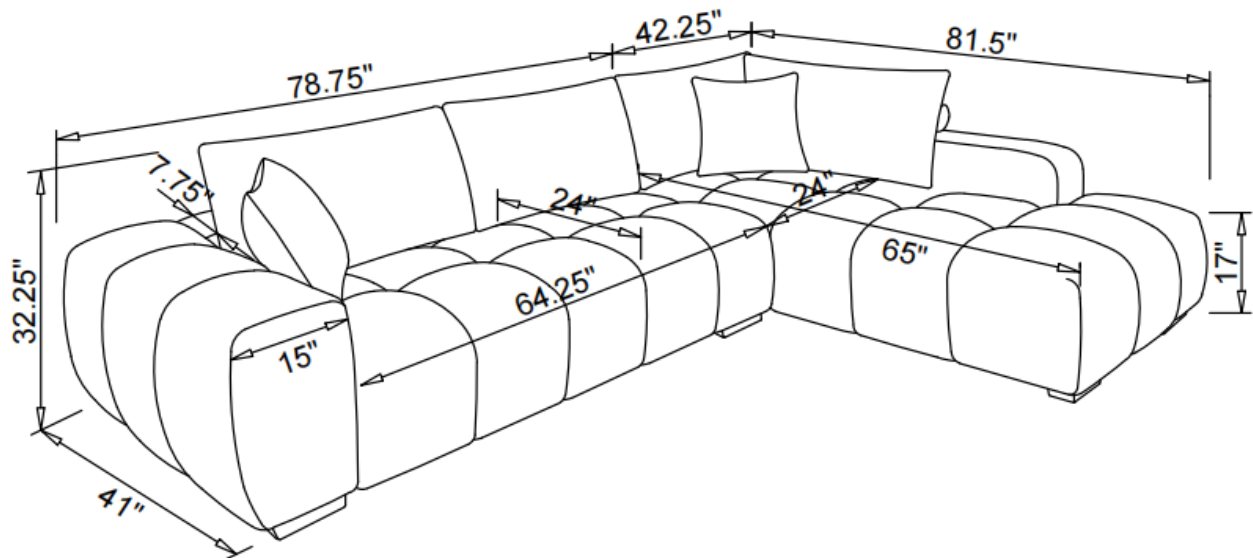
STEP 2



ITEM: **503985(B1-B2)**



ASSEMBLY INSTRUCTIONS
PRODUCT DIMENSION



Note: Dimension tolerance $\pm 5\%$