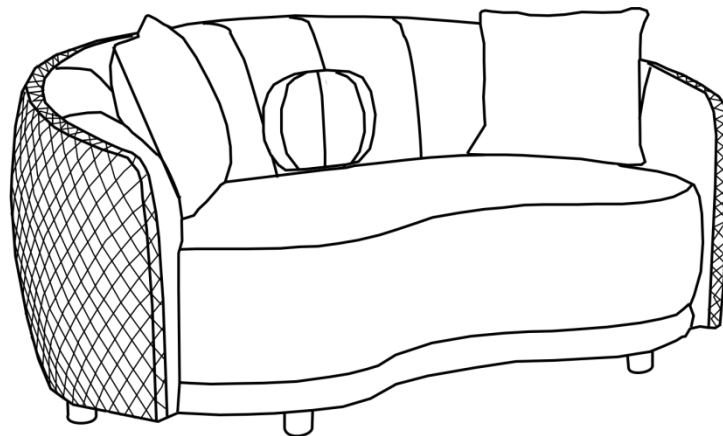


ASSEMBLY INSTRUCTIONS COASTER FINE FURNITURE



Fine Furniture for every stage of life

504844
Sofa

ITEM: 504844



ASSEMBLY INSTRUCTIONS


ASSEMBLY TIPS:

1. Remove hardware from box and sort by size.
2. Please check to see that all hardware and parts are present prior to start of assembly.
3. Please follow attached instructions in the same sequence as numbered to assure fast & easy assembly.

WARNING!



1. Don't attempt to repair or modify parts that are broken or defective. Please contact the store immediately.
2. This product is for home use only and not intended for commercial establishments.

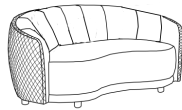


ASSEMBLY TIME

5 MINUTES

PARTS IDENTIFICATION

A SOFA



1PC

B SQUARE PILLOW



2PCS

C BALL PILLOW



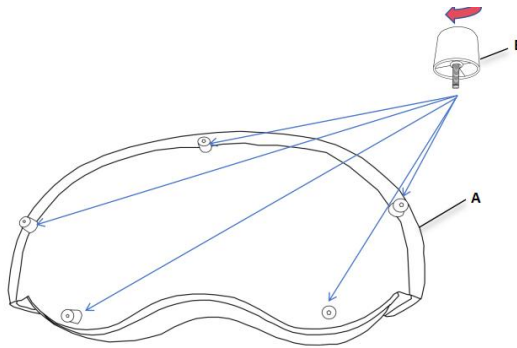
1PC

D LEG

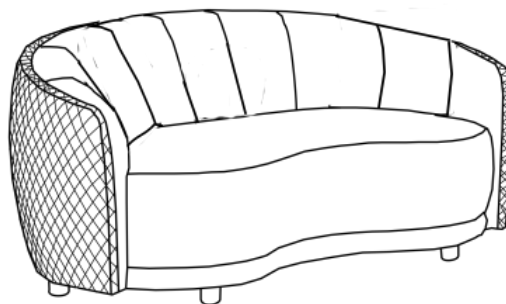


5PCS

STEP 1



STEP 2

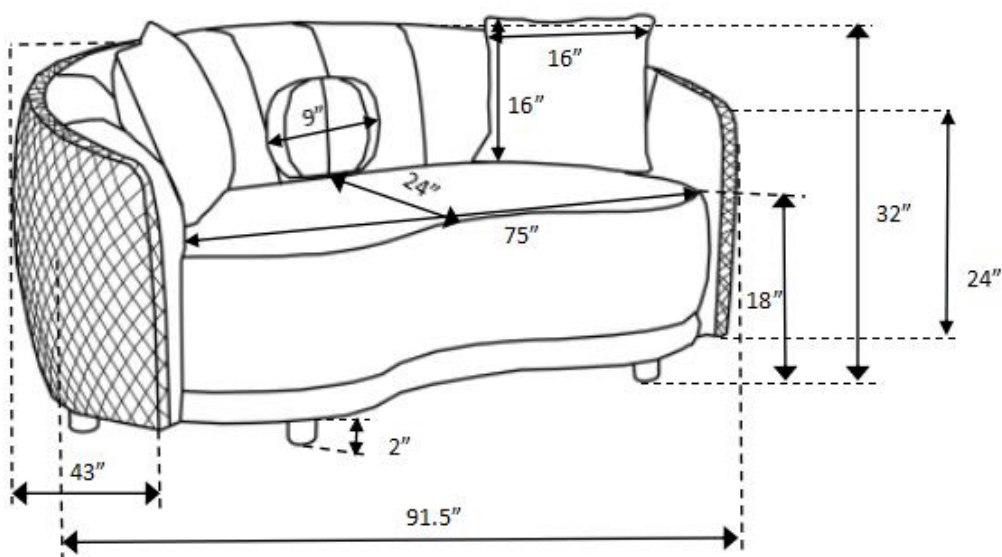


ITEM: 504844



ASSEMBLY INSTRUCTIONS

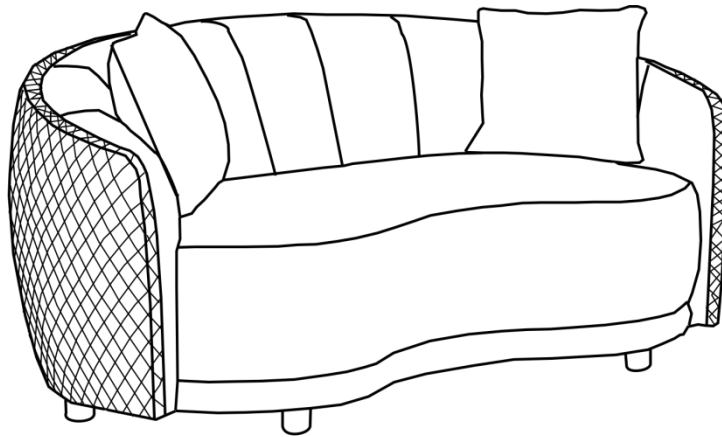
PRODUCT DIMENSION



Note :Dimension tolerance $\pm 5\%$



ASSEMBLY INSTRUCTIONS COASTER FINE FURNITURE



Fine Furniture for every stage of life

ITEM: 504845



ASSEMBLY INSTRUCTIONS


ASSEMBLY TIPS:

1. Remove hardware from box and sort by size.
2. Please check to see that all hardware and parts are present prior to start of assembly.
3. Please follow attached instructions in the same sequence as numbered to assure fast & easy assembly.

WARNING!



1. Don't attempt to repair or modify parts that are broken or defective. Please contact the store immediately.
2. This product is for home use only and not intended for commercial establishments.

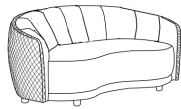


ASSEMBLY TIME

5 MINUTES


PARTS IDENTIFICATION

A LOVE SEAT



1PC

B SQUARE PILLOW



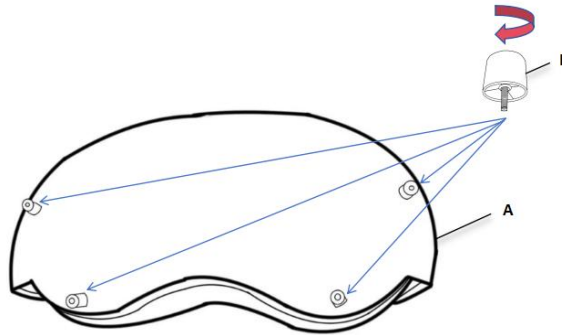
2PCS

C LEG

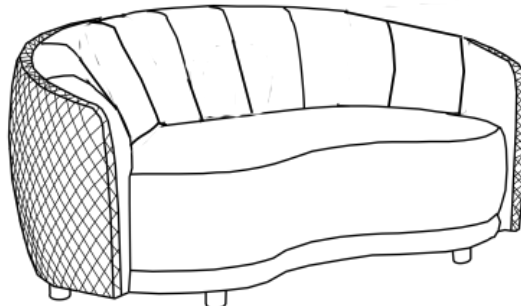


4PCS

STEP 1



STEP 2

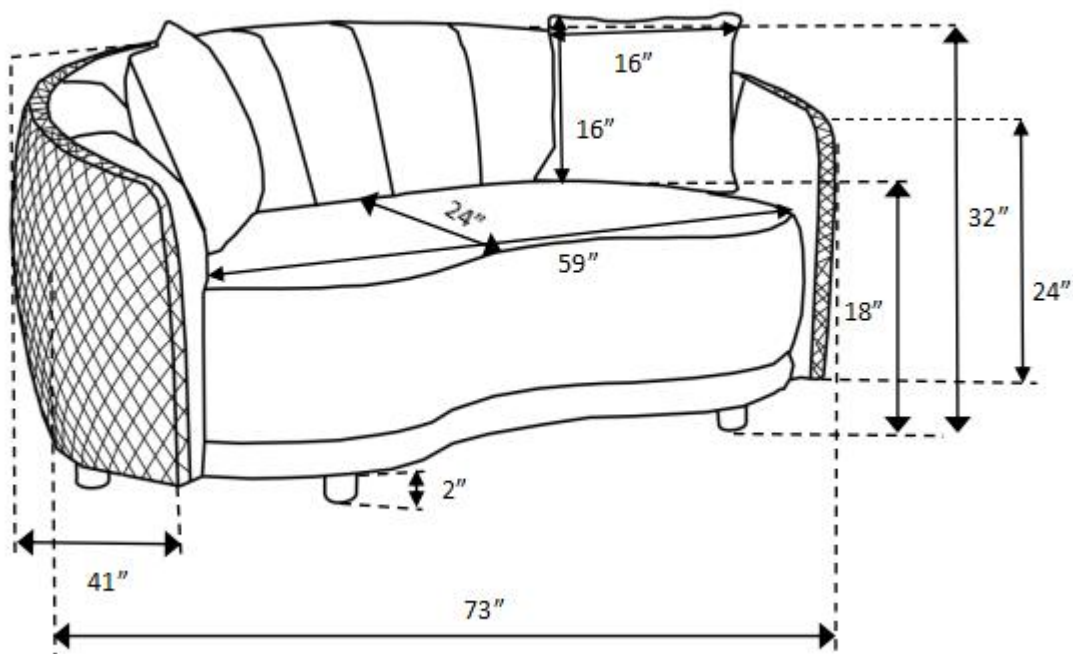


ITEM: 504845



ASSEMBLY INSTRUCTIONS

PRODUCT DIMENSION



Note :Dimension tolerance $\pm 5\%$

