



ASSEMBLY INSTRUCTIONS COASTER FINE FURNITURE



Fine Furniture for every stage of life

505391
SOFA

REVISION 0: 06/15/2019
REVISION 1: 05/20/2020
REVISION 2: 07/28/2022

PAGE 1 OF 4

COASTERFURNITURE.COM

ITEM : 505391

ASSEMBLY INSTRUCTIONS




ASSEMBLY TIPS:

- 1.Remove hardware from box and sort by size.
- 2.Please check to see that all hardware and parts are present prior to start of assembly.
- 3.Please follow attached instruction in the same sequence as numbered to assure fast & easy assembly.



WARNING!

- 1.Don't attempt to repair or modify parts that are broken or defective. Please contact the store immediately.
- 2.This product is for home use only and not intended for commercial establishment.



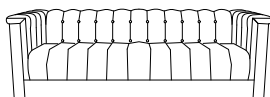
ASSEMBLY TIME

5 MINUTES

PARTS IDENTIFICATION

A

SOFA



1 PC

C

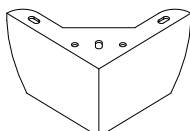
MIDDLE
LEG



1 PC

B

LEGS



4 PCS

HARDWARE IDENTIFICATION

1

Allen wrench
5*23*73mm



1 PC

3

Washer M8
21*21*1mm



8 PCS

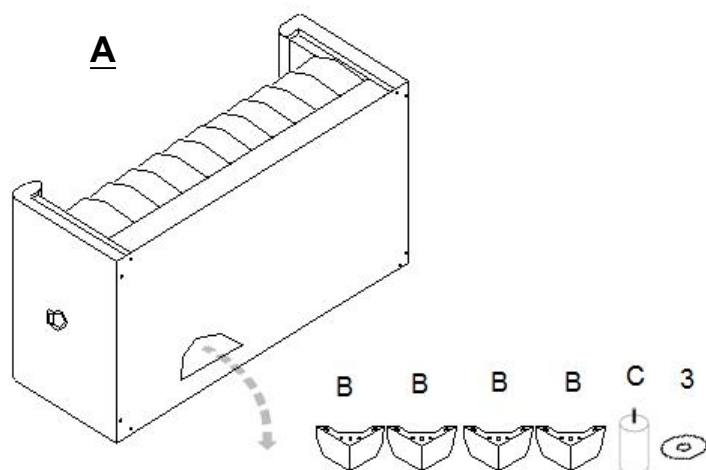
2

Wood screw
30*10*10mm

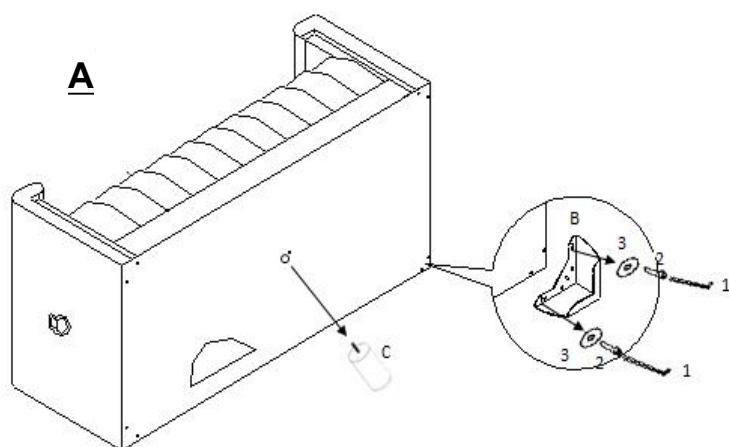


8 PCS

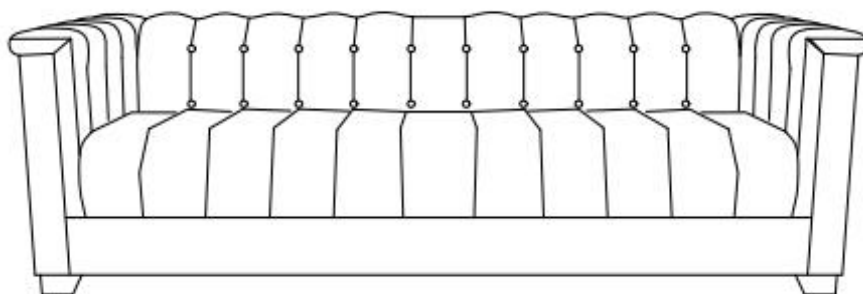
ITEM : **505391**
ASSEMBLY INSTRUCTIONS
STEP 1



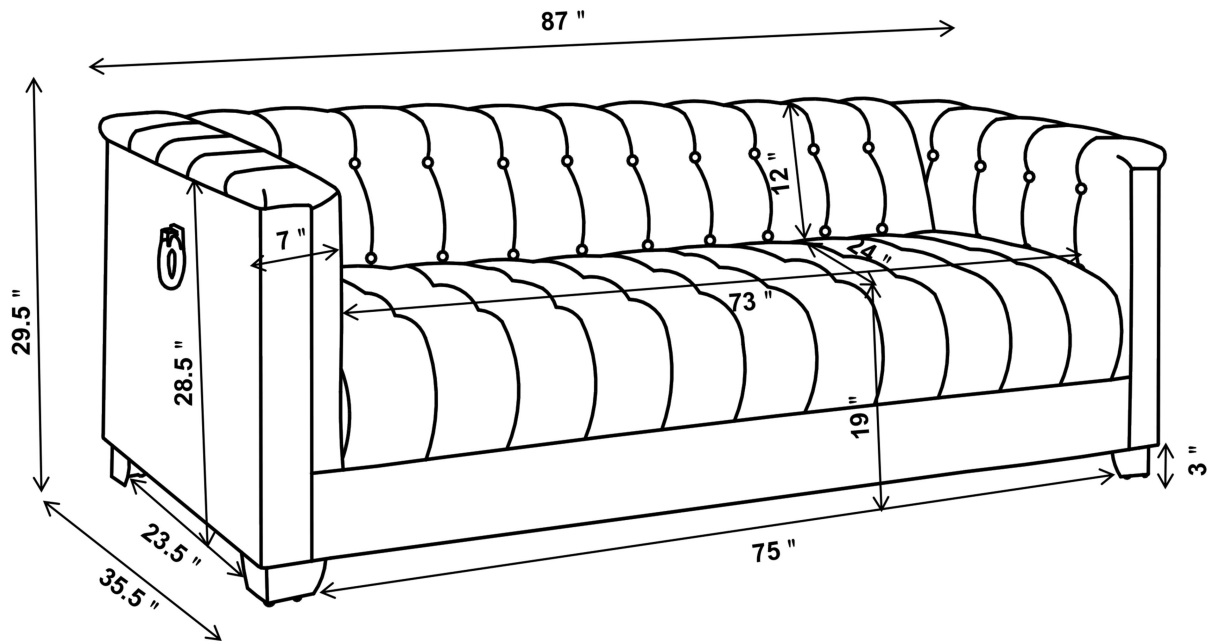
STEP 2



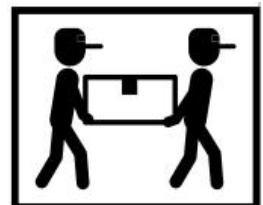
STEP 3



ITEM : 505391



NOTE:Dimension tolerance $\pm 5\%$





ASSEMBLY INSTRUCTIONS COASTER FINE FURNITURE



Fine Furniture for every stage of life

505392
LOVESEAT

REVISION 0:06/15/2019
REVISION 1:05/20/2020
REVISION 2:07/28/2022

PAGE 1 OF 4

COASTERFURNITURE.COM

ITEM : 505392

ASSEMBLY INSTRUCTIONS




ASSEMBLY TIPS:

- 1.Remove hardware from box and sort by size.
- 2.Please check to see that all hardware and parts are present prior to start of assembly.
- 3.Please follow attached instruction in the same sequence as numbered to assure fast & easy assembly.



WARNING!

- 1.Don't attempt to repair or modify parts that are broken or defective. Please contact the store immediately.
- 2.This product is for home use only and not intended for commercial establishment.

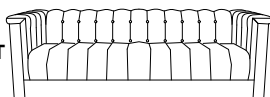


ASSEMBLY TIME

5 MINUTES

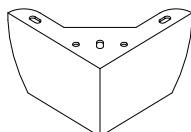
PARTS IDENTIFICATION

A LOVESEAT



1 PC

B LEGS



4 PCS

HARDWARE IDENTIFICATION

1

Allen wrench
5*23*73mm



1 PC

3

Washer M8
21*21*1mm



8 PCS

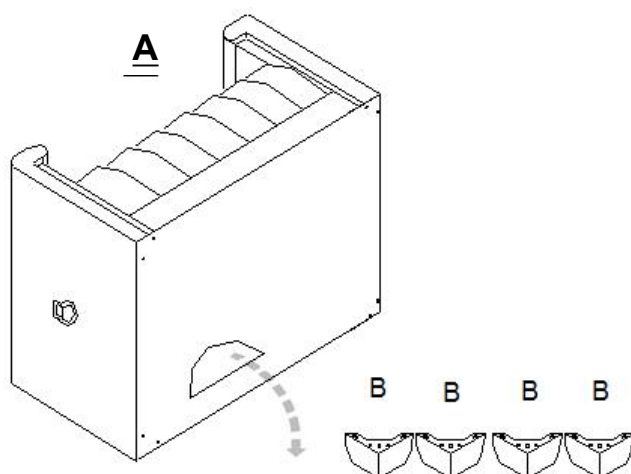
2

Wood screw
30*10*10mm

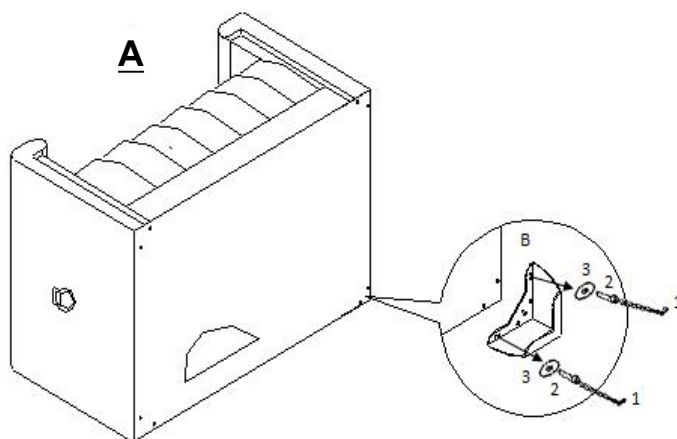


8 PCS

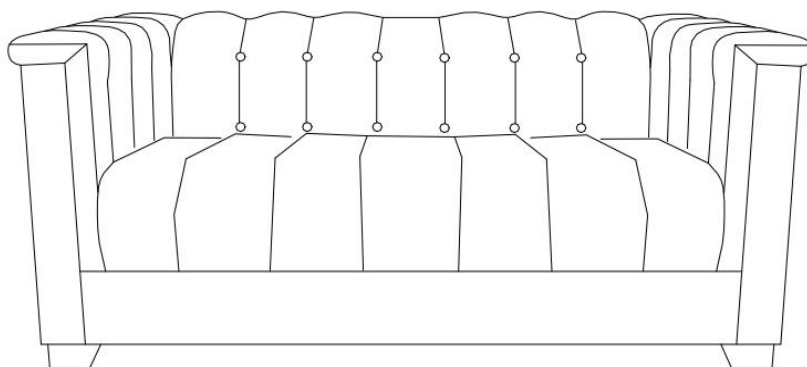
ITEM : **505392**
ASSEMBLY INSTRUCTIONS
STEP 1



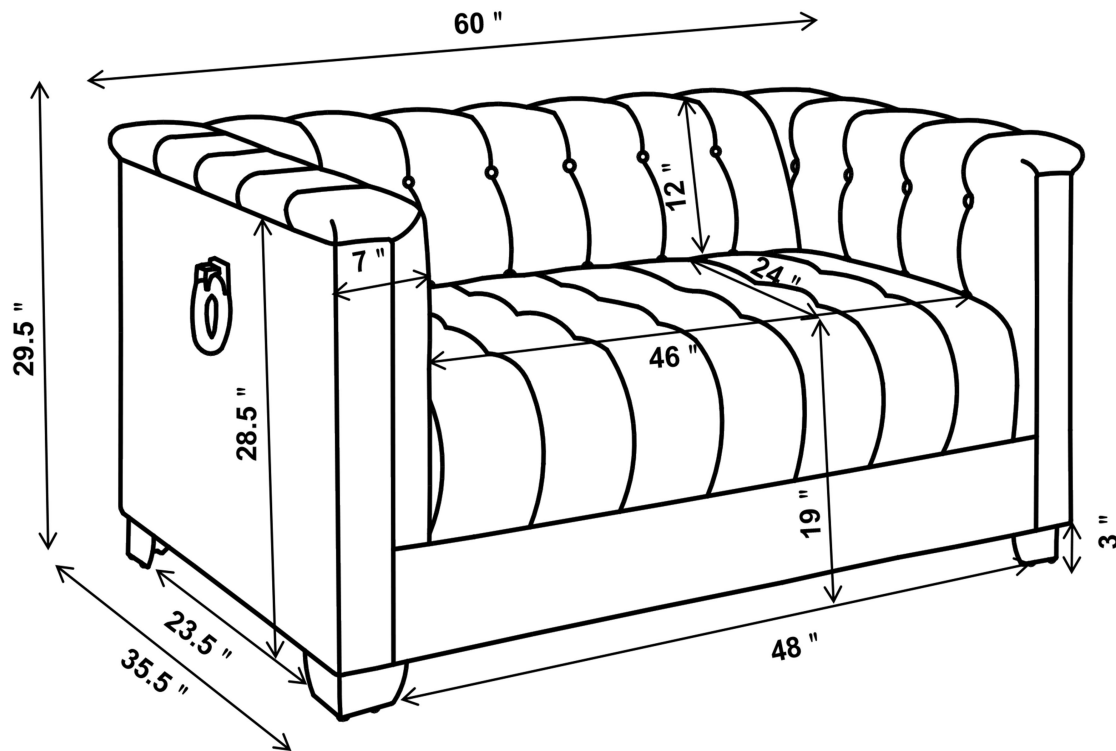
STEP 2



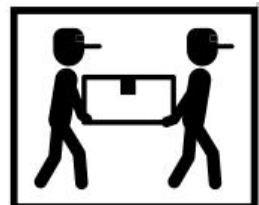
STEP 3



ITEM : 505392



NOTE:Dimension tolerance $\pm 5\%$





ASSEMBLY INSTRUCTIONS COASTER FINE FURNITURE



Fine Furniture for every stage of life

505393
CHAIR

REVISION0:06/15/2019
REVISION1:05/20/2020
REVISION2:07/28/2022

PAGE 1 OF 4

COASTERFURNITURE.COM

ITEM : 505393

ASSEMBLY INSTRUCTIONS




ASSEMBLY TIPS:

- 1.Remove hardware from box and sort by size.
- 2.Please check to see that all hardware and parts are present prior to start of assembly.
- 3.Please follow attached instruction in the same sequence as numbered to assure fast & easy assembly.



WARNING!

- 1.Don't attempt to repair or modify parts that are broken or defective. Please contact the store immediately.
- 2.This product is for home use only and not intended for commercial establishment.

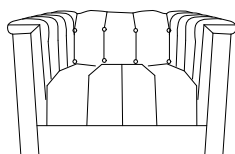


ASSEMBLY TIME

5 MINUTES

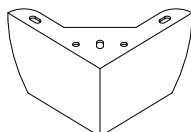
PARTS IDENTIFICATION

A CHAIR



1 PC

B LEGS



4 PCS

HARDWARE IDENTIFICATION

1 Allen wrench

5*23*73mm



1 PC

3


Washer M8
21*21*1mm



8 PCS

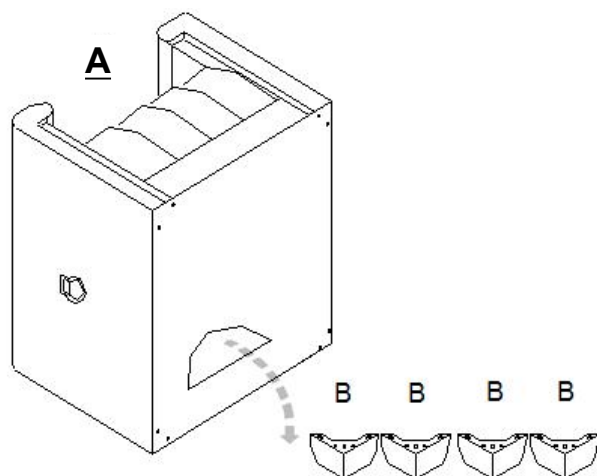
2

Wood screw
30*10*10mm

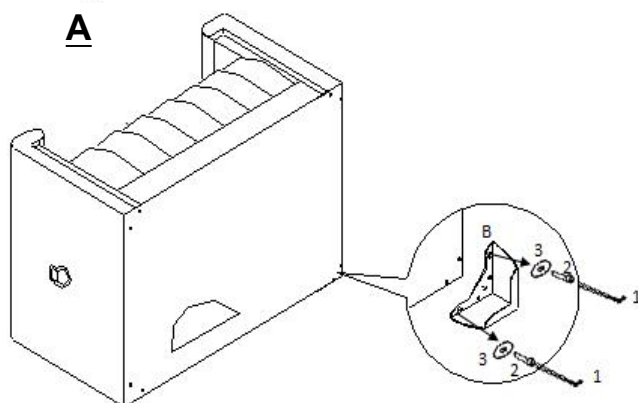


8 PCS


ITEM : 505393
ASSEMBLY INSTRUCTIONS
STEP 1



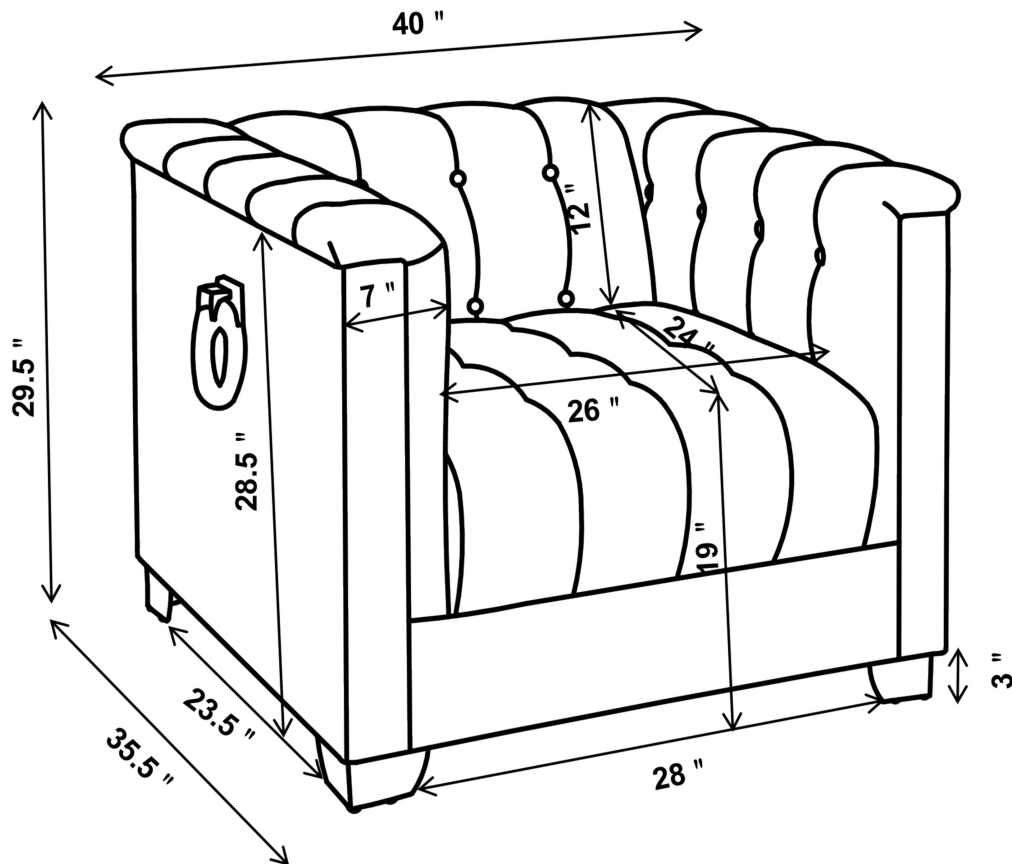
STEP 2



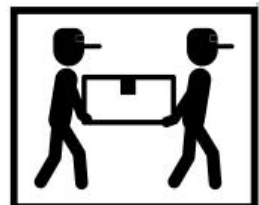
STEP 3



ITEM : 505393



NOTE:Dimension tolerance $\pm 5\%$





ASSEMBLY INSTRUCTIONS COASTER FINE FURNITURE



Fine Furniture for every stage of life

505394
OTTOMAN

REVISION 0: 06/15/2019
REVISION 1: 05/20/2020
REVISION 2: 07/28/2022

PAGE 1 OF 4

COASTERFURNITURE.COM

ITEM : 505394

ASSEMBLY INSTRUCTIONS




ASSEMBLY TIPS:

- 1.Remove hardware from box and sort by size.
- 2.Please check to see that all hardware and parts are present prior to start of assembly.
- 3.Please follow attached instruction in the same sequence as numbered to assure fast & easy assembly.



WARNING!

- 1.Don't attempt to repair or modify parts that are broken or defective. Please contact the store immediately.
- 2.This product is for home use only and not intended for commercial establishment.



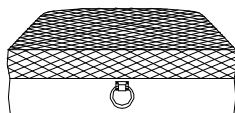
ASSEMBLY TIME

5 MINUTES

PARTS IDENTIFICATION

A

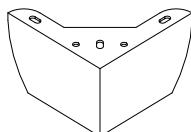
OTTOMAN



1 PC

B

LEGS



4 PCS

HARDWARE IDENTIFICATION

1

Allen wrench
5*23*73mm



1 PC

3


Washer M8
21*21*1mm



8 PCS

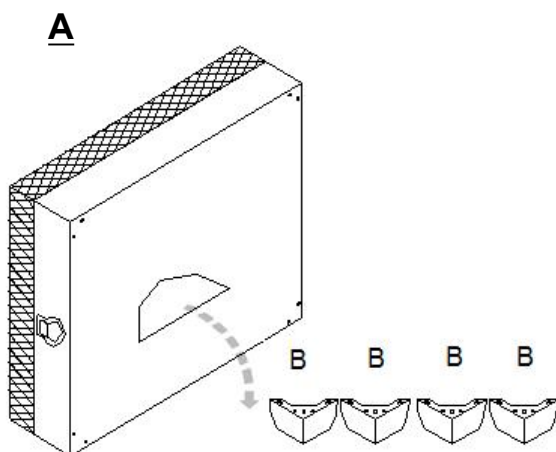
2

Wood screw
30*10*10mm

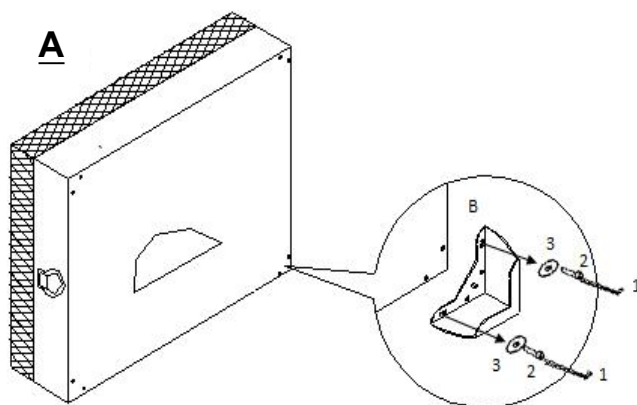


8 PCS

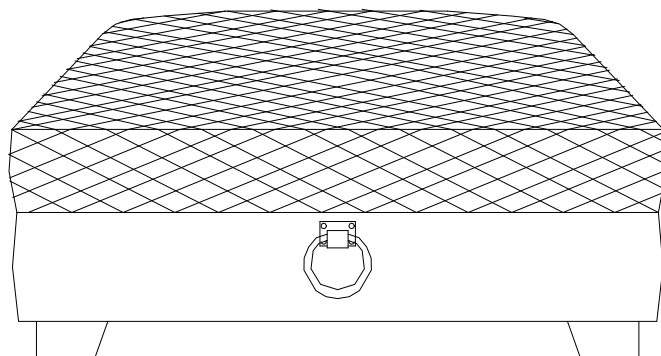
ITEM : **505394**
ASSEMBLY INSTRUCTIONS
STEP 1



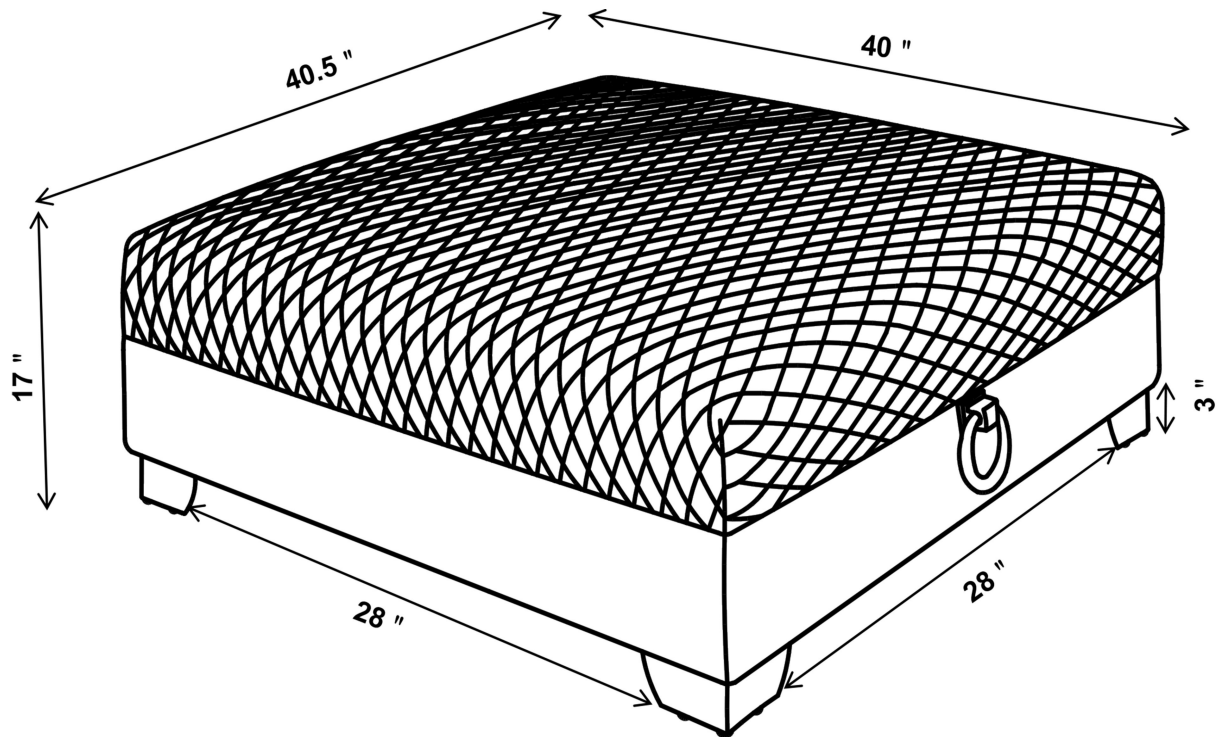
STEP 2



STEP 3



ITEM : 505394



NOTE:Dimension tolerance $\pm 5\%$

