



ASSEMBLY INSTRUCTIONS COASTER FINE FURNITURE



Fine Furniture for every stage of life

506591
Sofa

REVISION 1: 05/12/2017
REVISION 2: 05/08/2019
REVISION 3: 05/16/2023
REVISION 4: 10/13/2023
REVISION 5: 10/21/2025

PAGE 1 OF 3

COASTERFURNITURE.COM

ITEM: **506591**



ASSEMBLY INSTRUCTIONS

ASSEMBLY TIPS:

1. Remove hardware from box and sort by size.
2. Please check to see that all hardware and parts are present prior to start of assembly.
3. Please follow attached instructions in the same sequence as numbered to assure fast & easy assembly.



WARNING!

1. Don't attempt to repair or modify parts that are broken or defective. Please contact the store immediately.
2. This product is for home use only and not intended for commercial establishments.

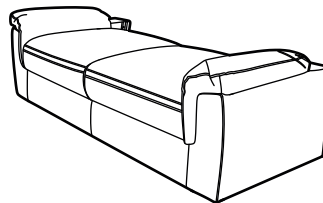


ASSEMBLY TIME

10 MINUTES

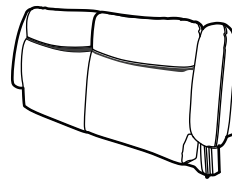
PARTS IDENTIFICATION

AV BASE



1PC

BV BACK



1PC

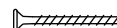
CV LEG



4PCS

HARDWARE IDENTIFICATION

1 FLAT HEAD SCREW
(Φ4 x 50mm - RBW)



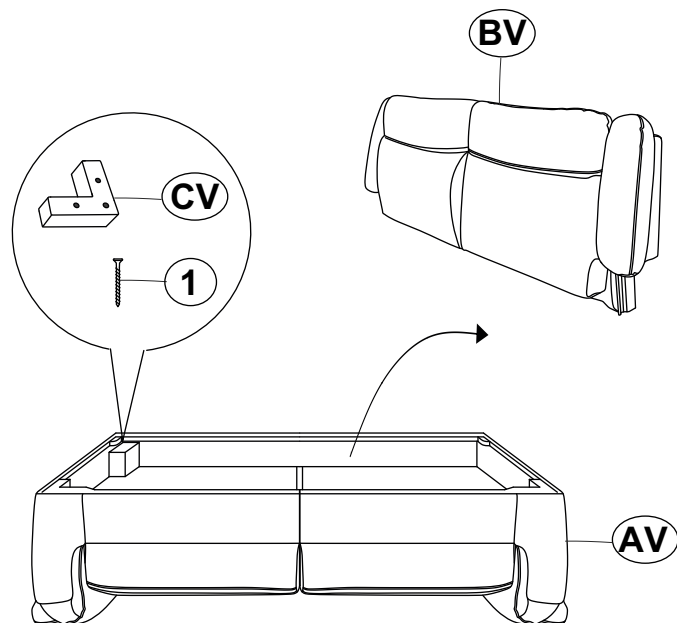
12PCS

ITEM: **506591**

ASSEMBLY INSTRUCTIONS

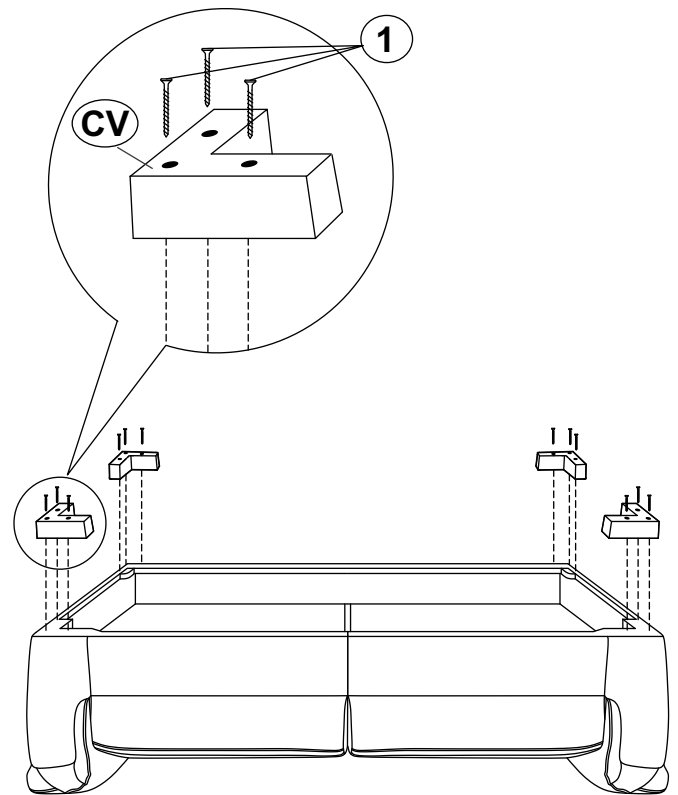
COASTER
FINE FURNITURE

STEP 1

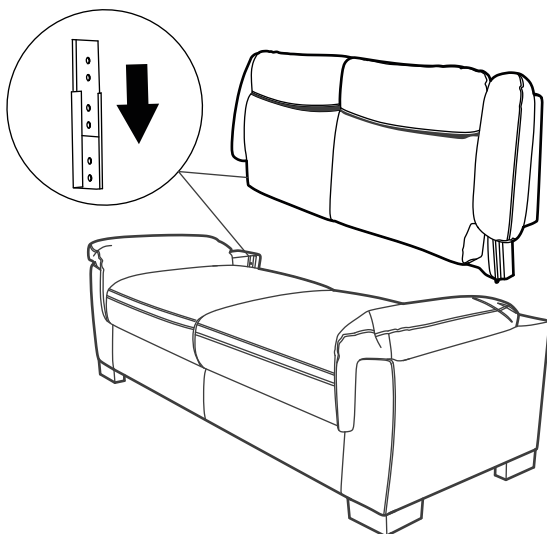


****BOTTOM VIEW**

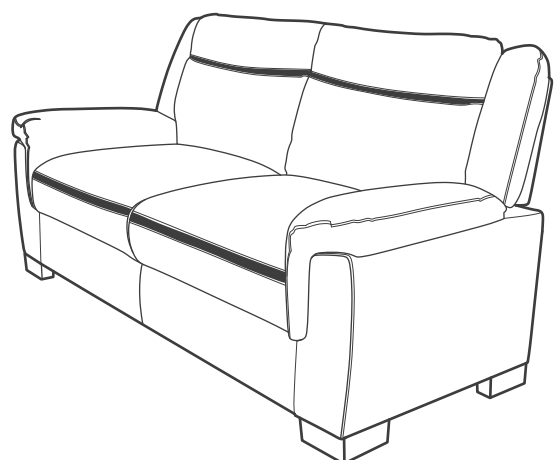
STEP 2



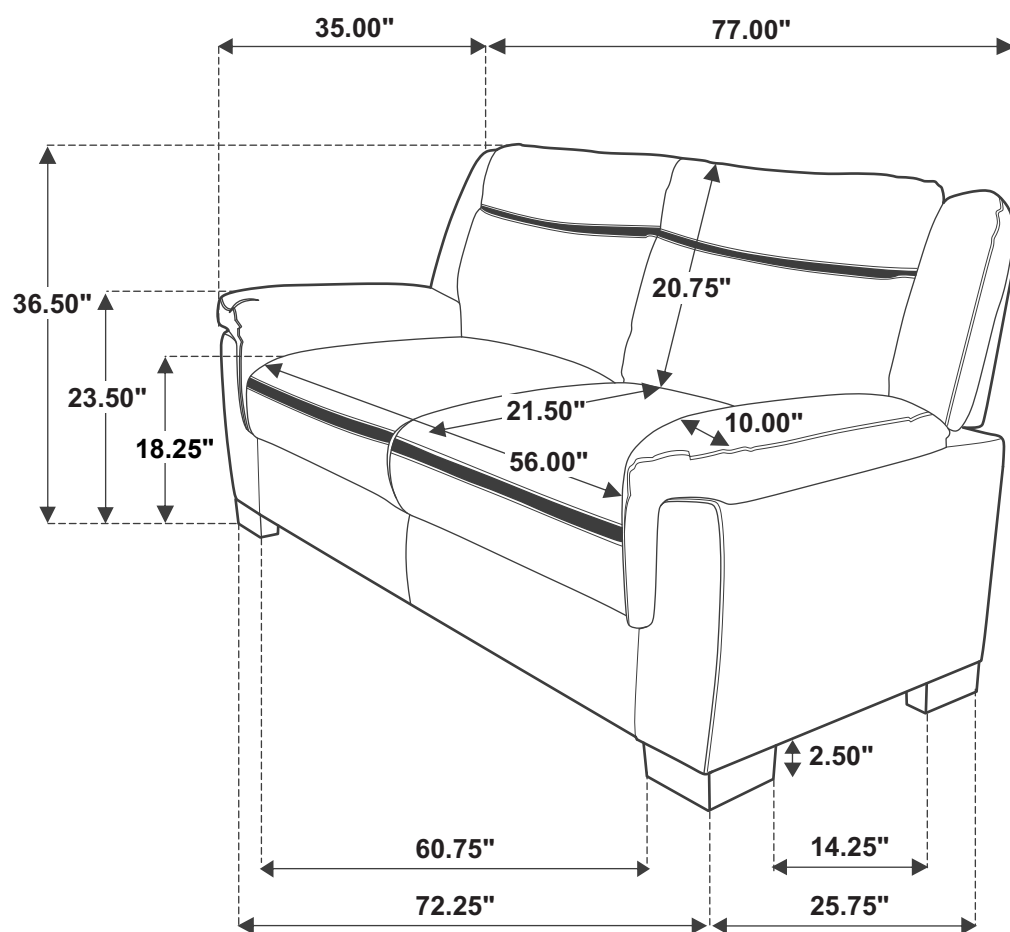
STEP 3



STEP 4 **COMPLETE**



ITEM: **506591**



Note: Dimension tolerance $\pm 5\%$



*ASSEMBLY INSTRUCTIONS
COASTER FINE FURNITURE*



Fine Furniture for every stage of life

506592
Loveseat

REVISION 1: 05/12/2017
REVISION 2: 05/08/2019
REVISION 3: 05/16/2023
REVISION 4: 10/13/2023
REVISION 5: 10/21/2025

PAGE 1 OF 3

COASTERFURNITURE.COM

ITEM: **506592**



ASSEMBLY INSTRUCTIONS

ASSEMBLY TIPS:

1. Remove hardware from box and sort by size.
2. Please check to see that all hardware and parts are present prior to start of assembly.
3. Please follow attached instructions in the same sequence as numbered to assure fast & easy assembly.



WARNING!

1. Don't attempt to repair or modify parts that are broken or defective. Please contact the store immediately.
2. This product is for home use only and not intended for commercial establishments.

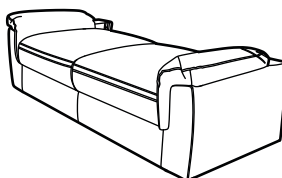


ASSEMBLY TIME

10 MINUTES

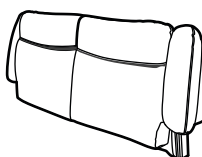
PARTS IDENTIFICATION

AV BASE



1PC

BV BACK



1PC

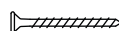
CV LEG



4PCS

HARDWARE IDENTIFICATION

1 FLAT HEAD SCREW
(Φ4 x 50mm - RBW)



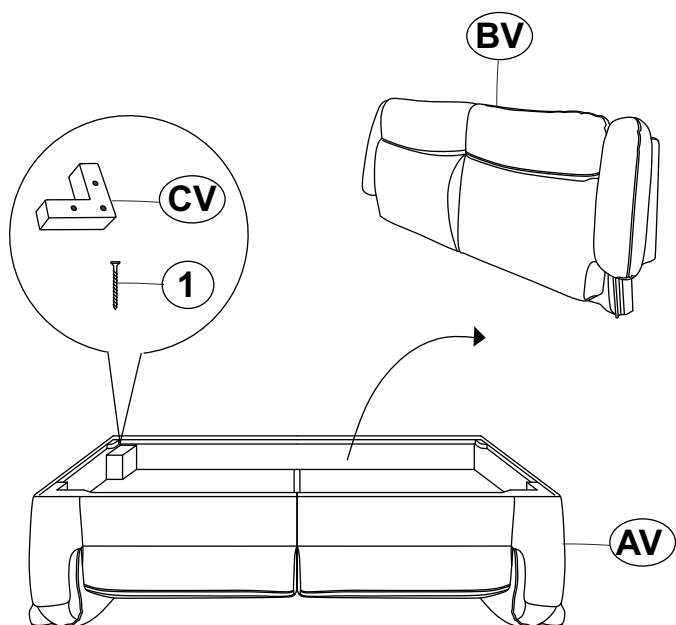
12PCS

ITEM: **506592**

ASSEMBLY INSTRUCTIONS

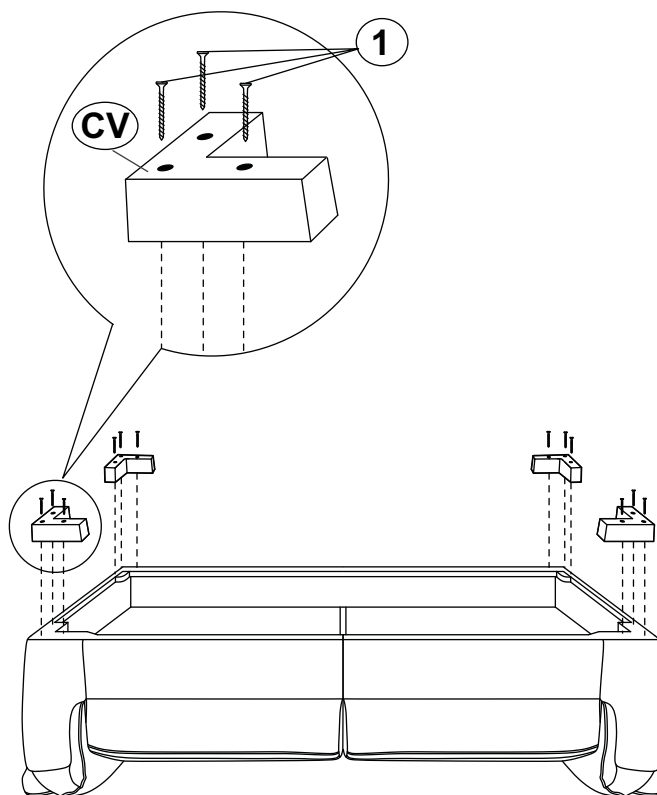


STEP 1

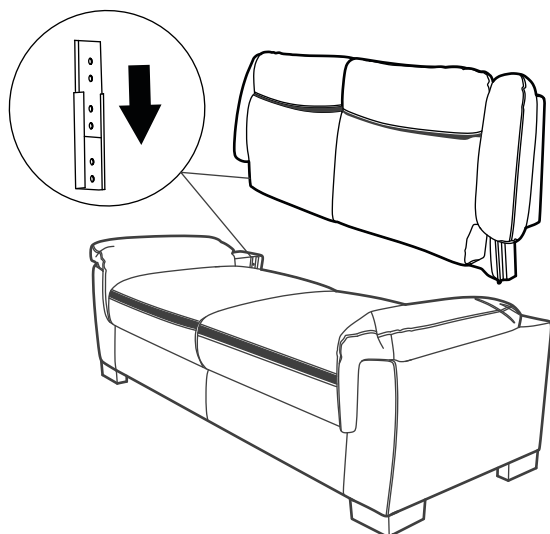


**** BOTTOM VIEW**

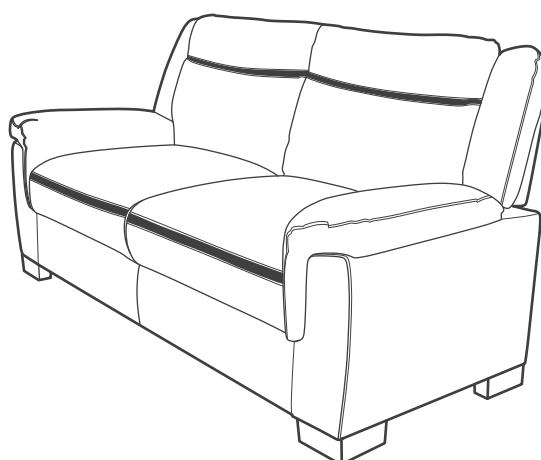
STEP 2



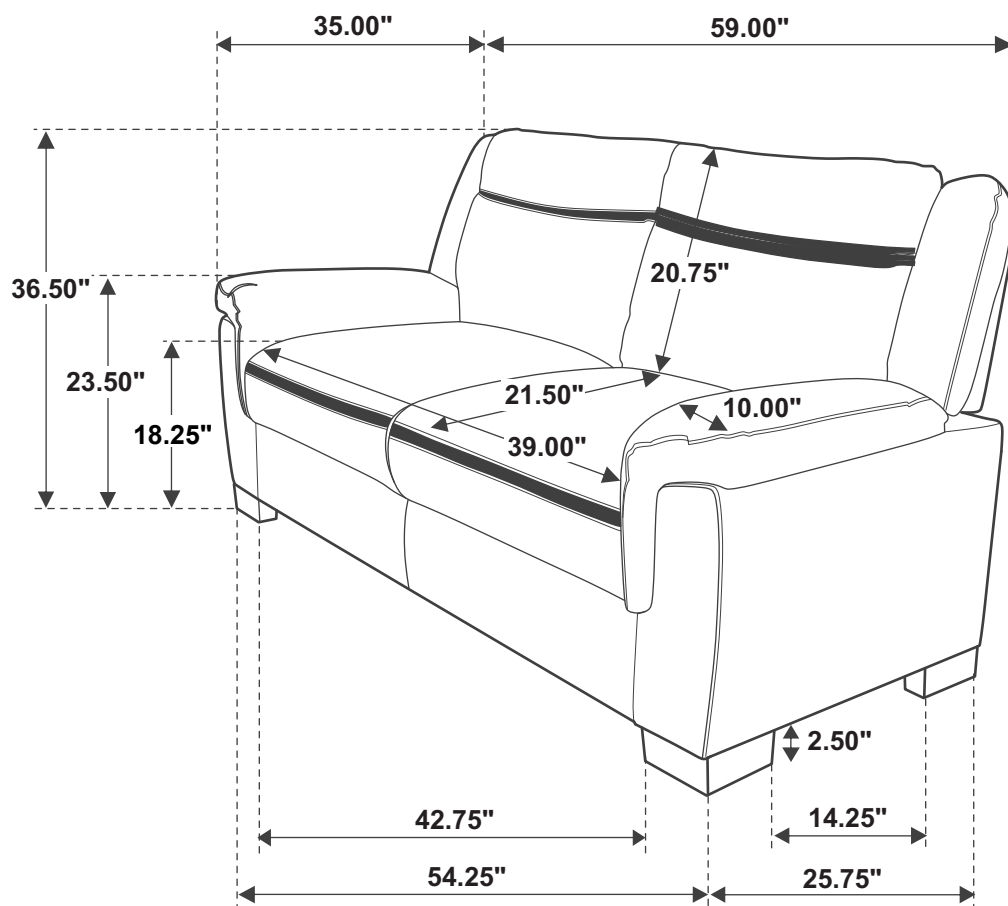
STEP 3



STEP 4 **COMPLETE**



ITEM: **506592**



Note: Dimension tolerance $\pm 5\%$