



ASSEMBLY INSTRUCTIONS  
COASTER FINE FURNITURE



*Fine Furniture for every stage of life*

**506593**  
**Chair**

REVISION 1: 05/12/2017  
REVISION 2: 05/08/2019  
REVISION 3: 05/16/2023  
REVISION 4: 10/13/2023  
REVISION 5: 10/21/2025

ITEM: **506593**



## ASSEMBLY INSTRUCTIONS

### ASSEMBLY TIPS:

1. Remove hardware from box and sort by size.
2. Please check to see that all hardware and parts are present prior to start of assembly.
3. Please follow attached instructions in the same sequence as numbered to assure fast & easy assembly.



### WARNING!

1. Don't attempt to repair or modify parts that are broken or defective. Please contact the store immediately.
2. This product is for home use only and not intended for commercial establishments.

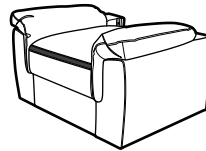


ASSEMBLY TIME

10 MINUTES

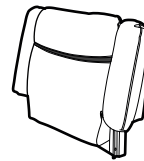
## PARTS IDENTIFICATION

AV BASE



1PC

BV BACK



1PC


CV LEG



4PCS

## HARDWARE IDENTIFICATION

1 FLAT HEAD SCREW  
(Φ4 x 50mm - RBW)



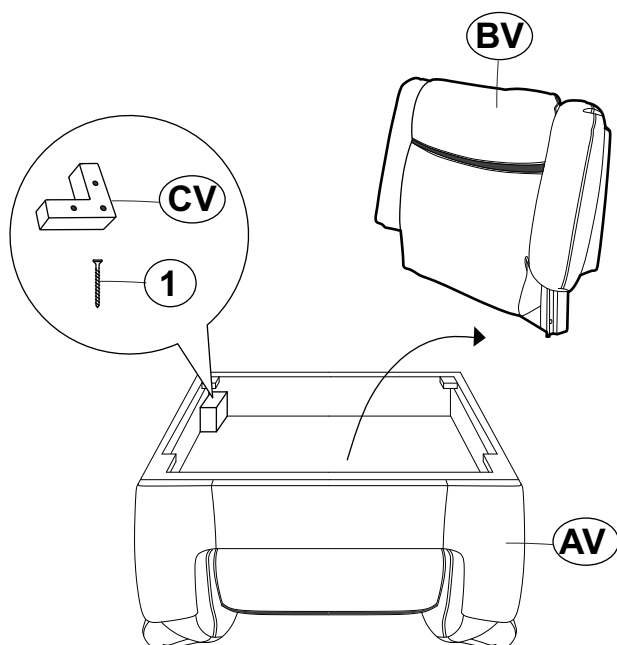
12PCS

ITEM: **506593**

## ASSEMBLY INSTRUCTIONS

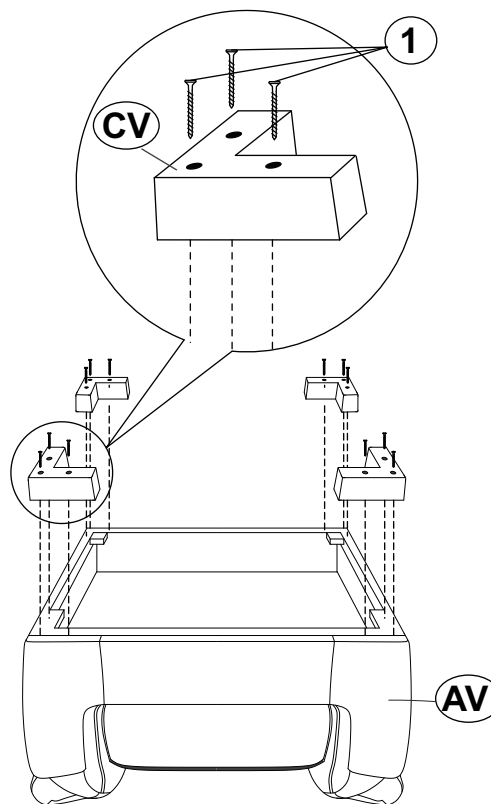
**COASTER**  
FINE FURNITURE

### STEP 1

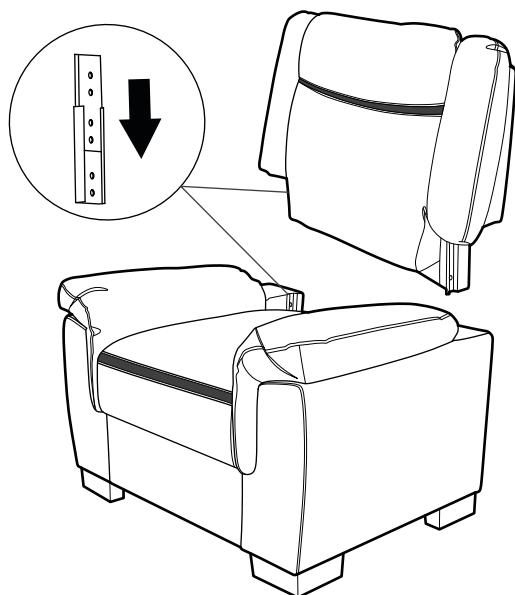


**\*\*BOTTOM VIEW**

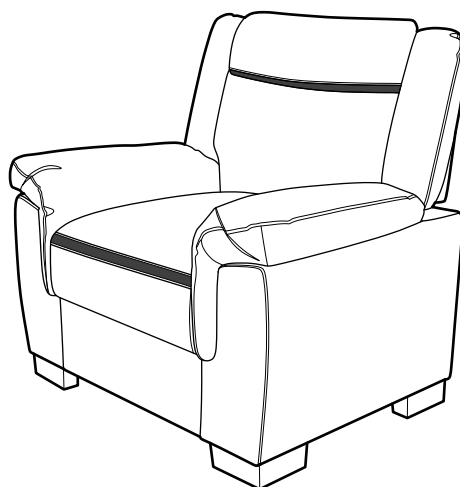
### STEP 2



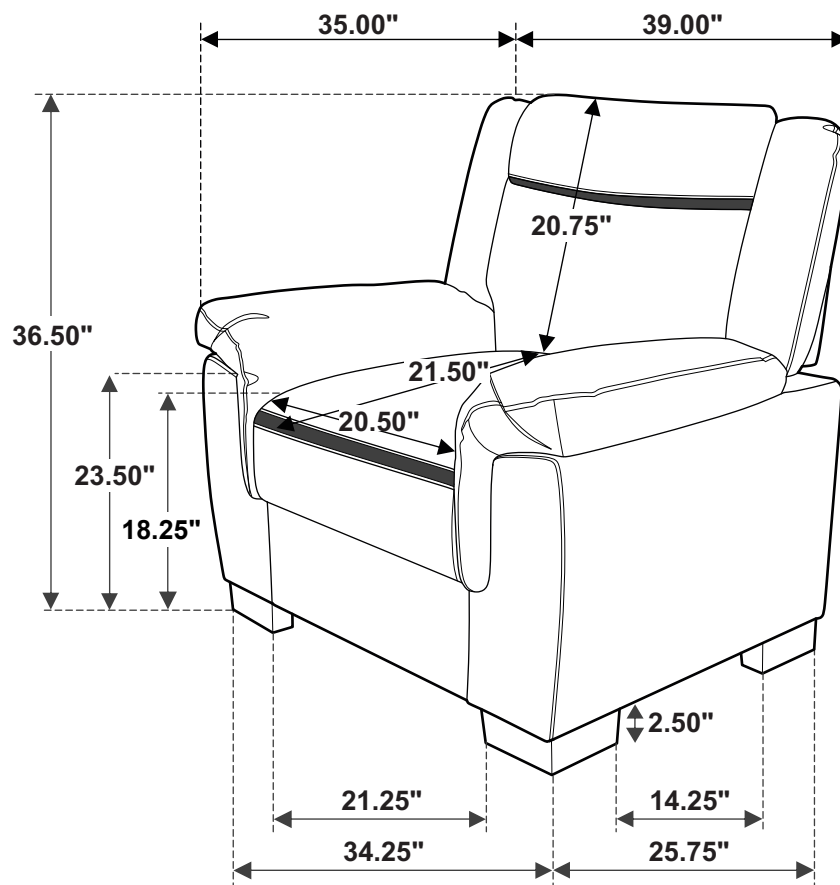
### STEP 3



### STEP 4 **COMPLETE**



ITEM: **506593**



**Note: Dimension tolerance  $\pm 5\%$**