



## ASSEMBLY INSTRUCTIONS COASTER FINE FURNITURE



*Fine Furniture for every stage of life*

**508461**  
**SOFA**

ITEM : 508461



## ASSEMBLY INSTRUCTIONS


### ASSEMBLY TIPS:

- 1.Remove hardware from box and sort by size.
- 2.Please check to see that all hardware and parts are present prior to start of assembly.
- 3.Please follow attached instruction in the same sequence as numbered to assure fast & easy assembly.

### WARNING!



- 1.Don't attempt to repair or modify parts that are broken or defective. Please contact the store immediately.
- 2.This product is for home use only and not intended for commercial establishment.

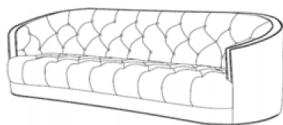


ASSEMBLY TIME

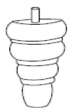
15 MINUTES

## PARTS IDENTIFICATION

A SEAT  
1PC



B LEG  
4PC



C MIDDLE LEG  
1PC



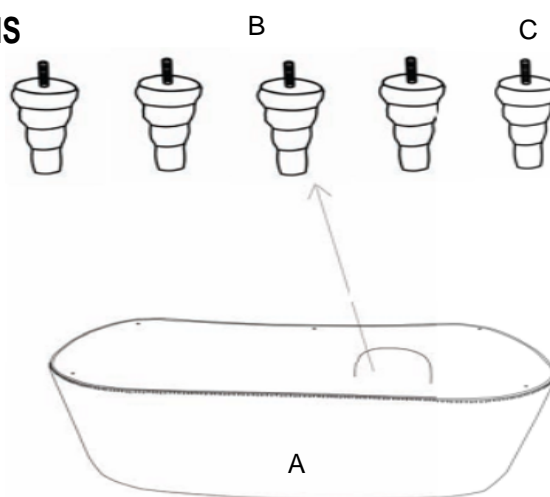
D PILLOW  
2PCS



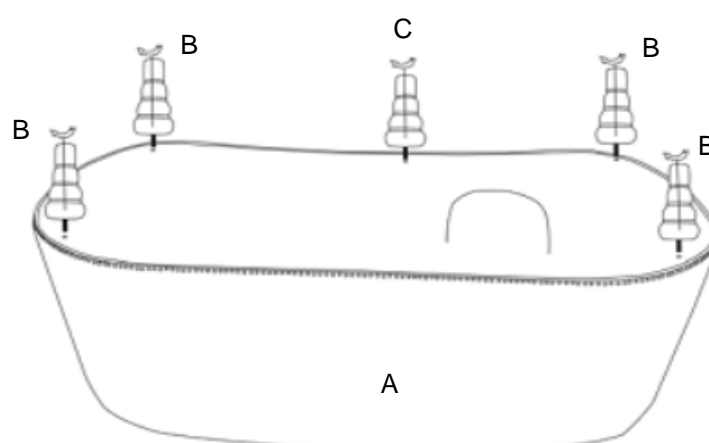
ITEM : 508461

## ASSEMBLY INSTRUCTIONS


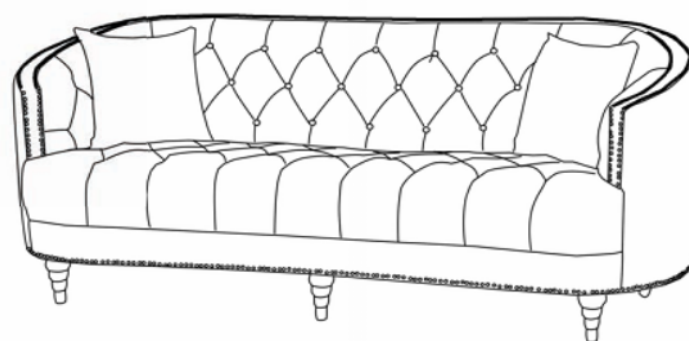
### STEP 1



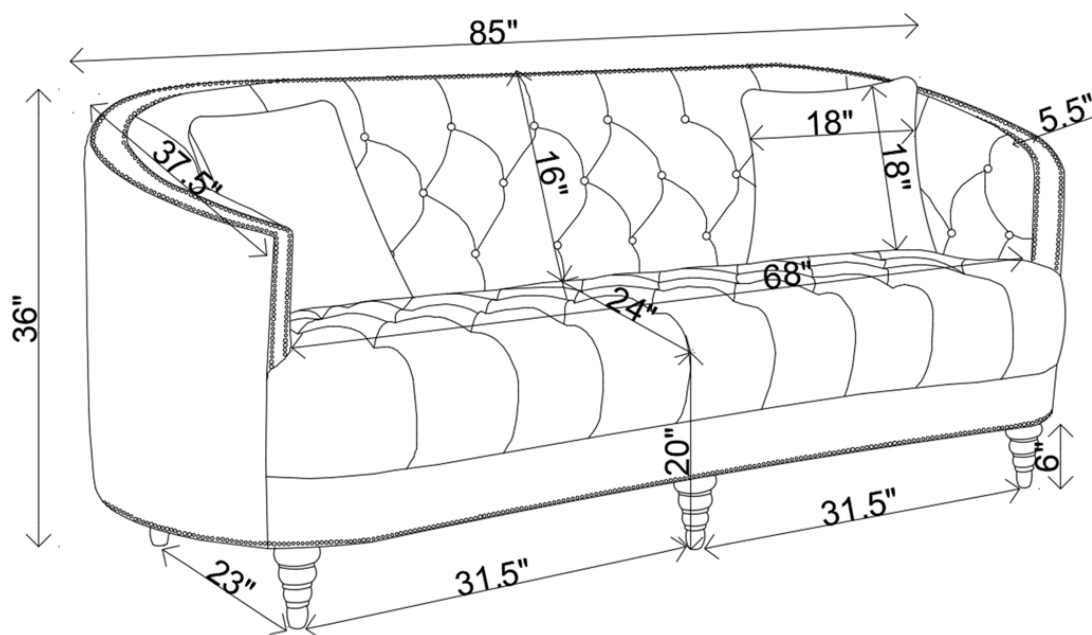
### STEP 2



### STEP 3



## PRODUCT/PART DIMENSIONS



**Note:** Dimension tolerance  $\pm 5\%$



## ASSEMBLY INSTRUCTIONS COASTER FINE FURNITURE



*Fine Furniture for every stage of life*

# 508462 LOVE SEAT

ITEM : 508462



## ASSEMBLY INSTRUCTIONS


### ASSEMBLY TIPS:

- 1.Remove hardware from box and sort by size.
- 2.Please check to see that all hardware and parts are present prior to start of assembly.
- 3.Please follow attached instruction in the same sequence as numbered to assure fast & easy assembly.

### WARNING!



- 1.Don't attempt to repair or modify parts that are broken or defective. Please contact the store immediately.
- 2.This product is for home use only and not intended for commercial establishment.

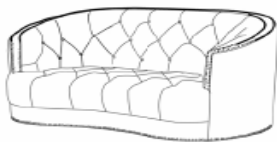


ASSEMBLY TIME

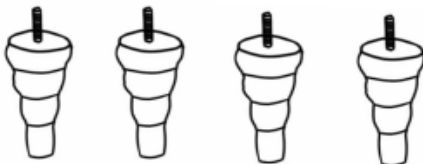
15 MINUTES

## PARTS IDENTIFICATION

A SEAT  
1PC



B LEG  
4PC



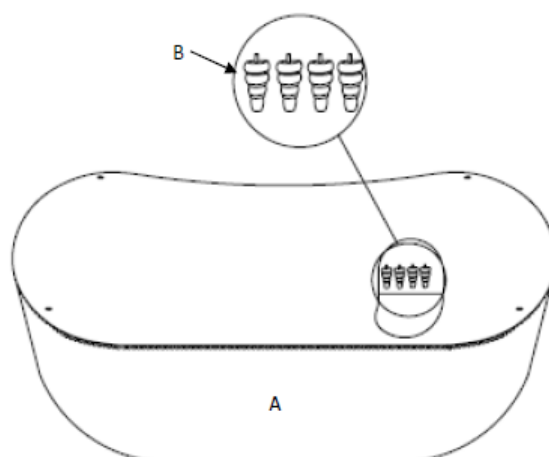
C PILLOW  
2PC



ITEM : 508462

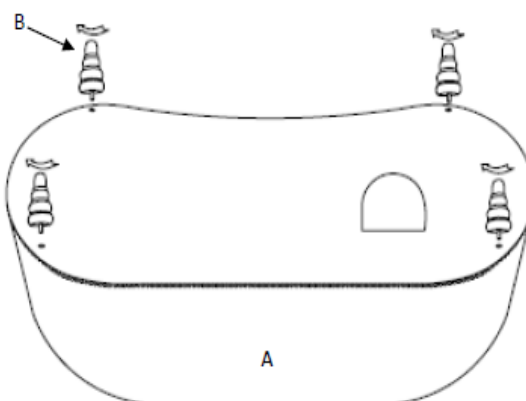
## ASSEMBLY INSTRUCTIONS

### STEP 1





**COASTER**  
FINE FURNITURE

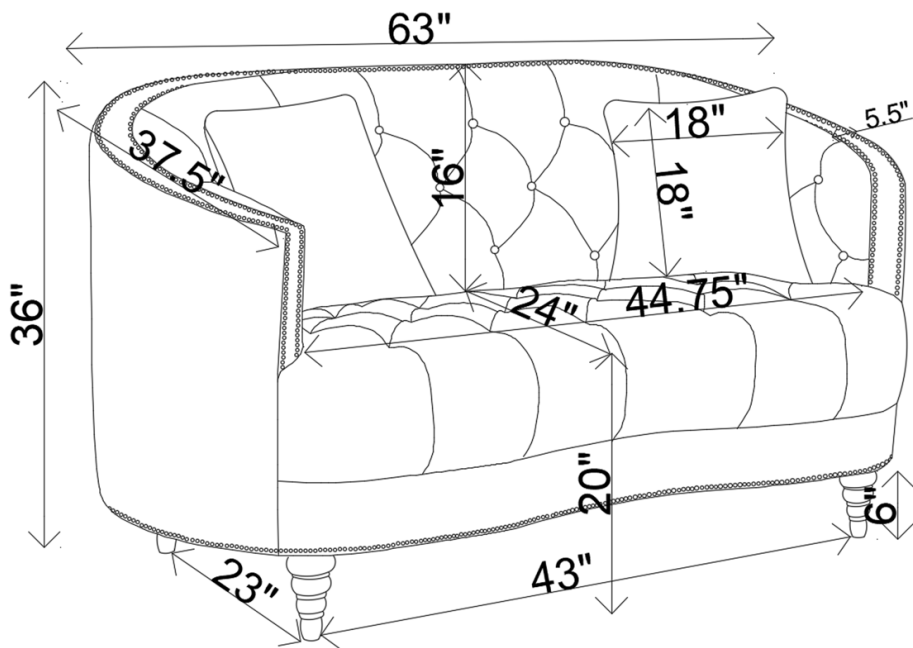
### STEP 2



### STEP 3



# PRODUCT/PART DIMENSIONS



**Note:** Dimension tolerance  $\pm 5\%$





## ASSEMBLY INSTRUCTIONS COASTER FINE FURNITURE



*Fine Furniture for every stage of life*

# 508463 CHAIR

ITEM : 508463



## ASSEMBLY INSTRUCTIONS


### ASSEMBLY TIPS:

- 1.Remove hardware from box and sort by size.
- 2.Please check to see that all hardware and parts are present prior to start of assembly.
- 3.Please follow attached instruction in the same sequence as numbered to assure fast & easy assembly.

### WARNING!



- 1.Don't attempt to repair or modify parts that are broken or defective. Please contact the store immediately.
- 2.This product is for home use only and not intended for commercial establishment.



ASSEMBLY TIME PER UNIT:

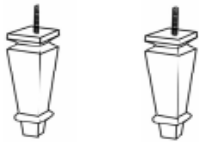
15 MINUTES

## PARTS IDENTIFICATION

A SEAT  
1PC



B FRONT LEG  
2PC



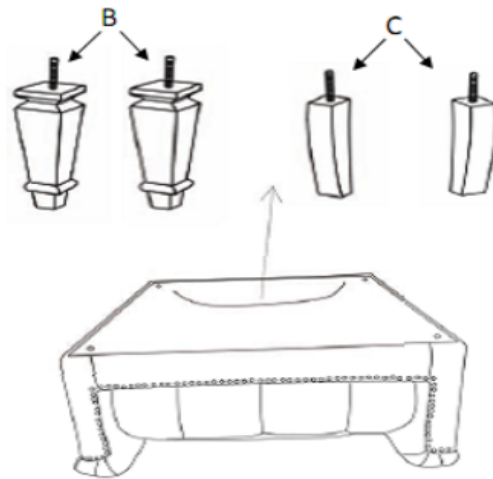
C REAR LEG  
2PC



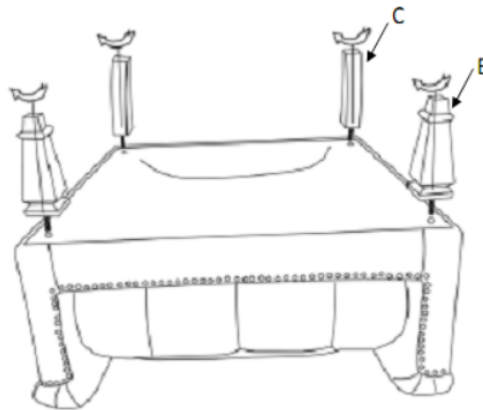
ITEM : 508463

## ASSEMBLY INSTRUCTIONS



### STEP 1



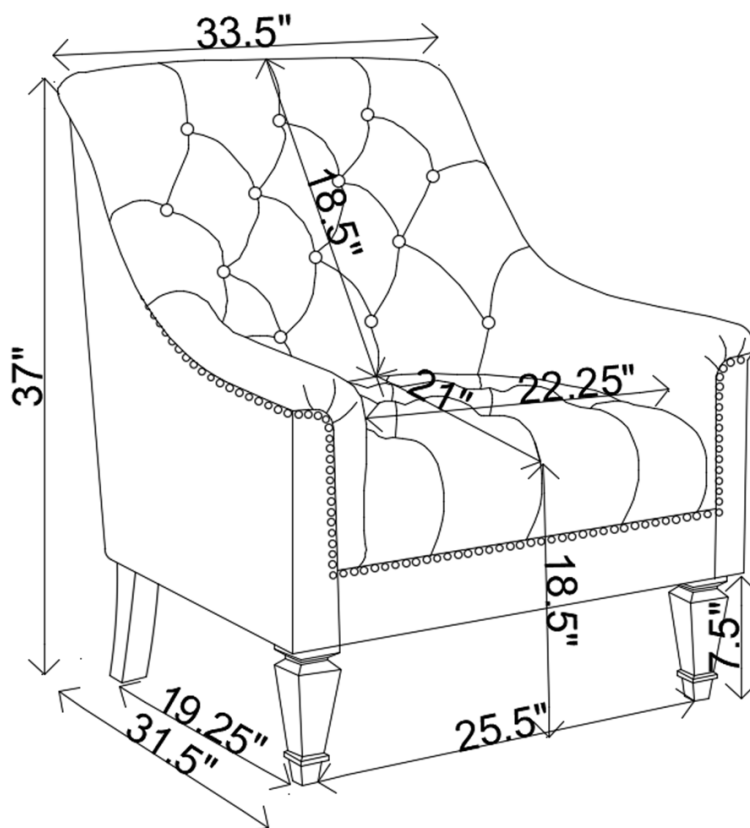
### STEP 2



### STEP 3



## PRODUCT/PART DIMENSIONS



**Note:** Dimension tolerance  $\pm 5\%$