



ASSEMBLY INSTRUCTIONS
COASTER FINE FURNITURE



Fine Furniture for every stage of life

509211
SOFA

REVISION 0:10/10/2019
REVISION 1: 04/12/2023

COASTERFURNITURE.COM

PAGE 1 OF 3

ITEM: 509211

ASSEMBLY INSTRUCTIONS

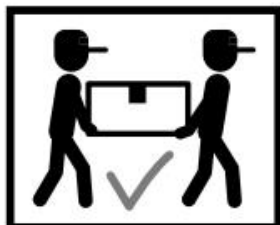
ASSEMBLY TIPS:

1. Remove hardware from box and sort by size.
2. Please check to see that all hardware and parts are present prior to start of assembly.
3. Please follow attached instructions in the same sequence as numbered to assure fast & easy assembly.



WARNING!

1. Don't attempt to repair or modify parts that are broken or defective. Please contact the store immediately.
2. This product is for home use only and not intended for commercial establishments.



ASSEMBLY TIME 15 MINUTES

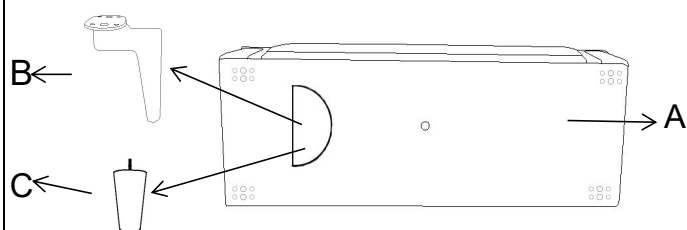
PARTS IDENTIFICATION

A		BASE	1PC
B		LEG	4PCS
C		MIDDLE LEG	1PC

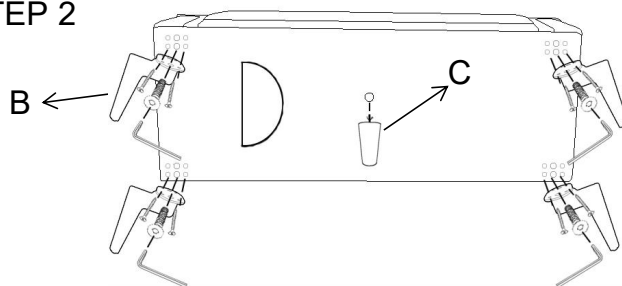
Z HARDWARE PACKAGE

NO	DESCRIPTION	FIGURE	Q'TY
(1)	SCREW Φ10MM*29MM		16PCS
(2)	SHORT BOLT Φ12MM*34MM		8PCS
(3)	ALLEN WRENCH Φ4MM		1PC

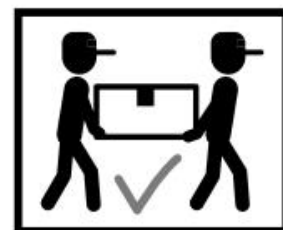
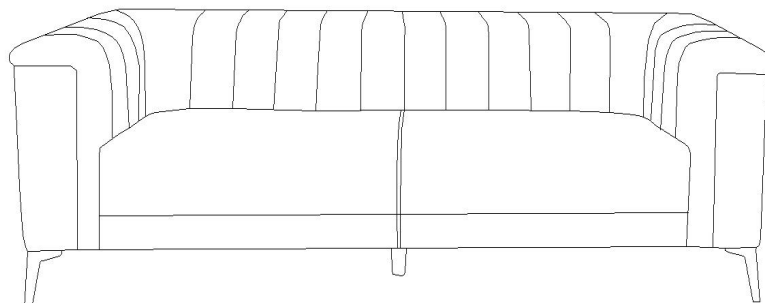
STEP 1



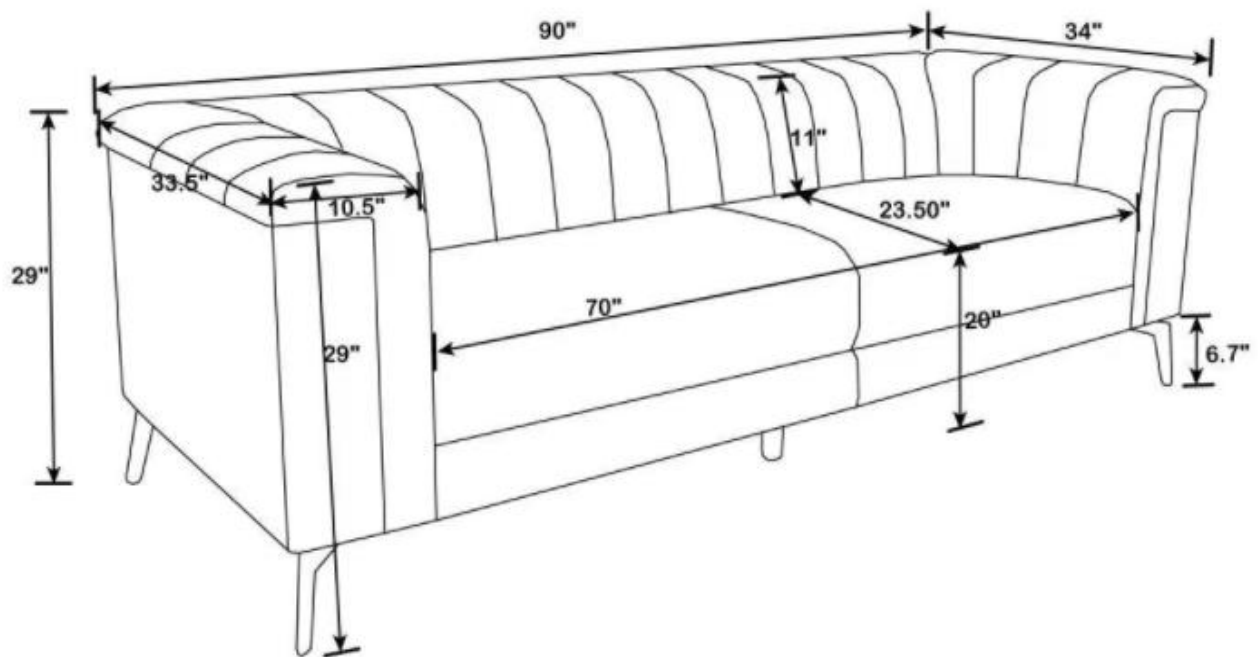
STEP 2



STEP 3



ITEM: 509211



Note : Dimension tolerance $\pm 5\%$

COASTERFURNITURE.COM



*ASSEMBLY INSTRUCTIONS
COASTER FINE FURNITURE*



Fine Furniture for every stage of life

**509212
LOVESEAT**

REVISION 0: 10/10/2019
REVISION 1: 04/12/2023

COASTERFURNITURE.COM

ITEM: 509212

ASSEMBLY INSTRUCTIONS

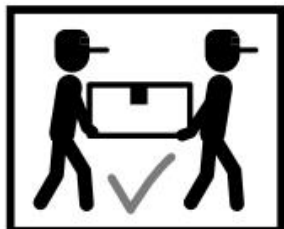
ASSEMBLY TIPS:

1. Remove hardware from box and sort by size.
2. Please check to see that all hardware and parts are present prior to start of assembly.
3. Please follow attached instructions in the same sequence as numbered to assure fast & easy assembly.



WARNING!

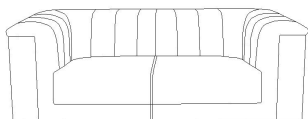
1. Don't attempt to repair or modify parts that are broken or defective. Please contact the store immediately.
2. This product is for home use only and not intended for commercial establishments.



ASSEMBLY TIME 15 MINUTES

PARTS IDENTIFICATION

A



BASE

1PC

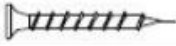


B



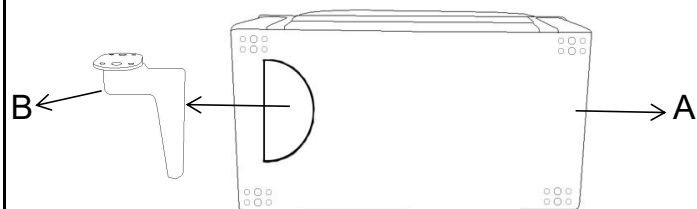
LEG

4PCS

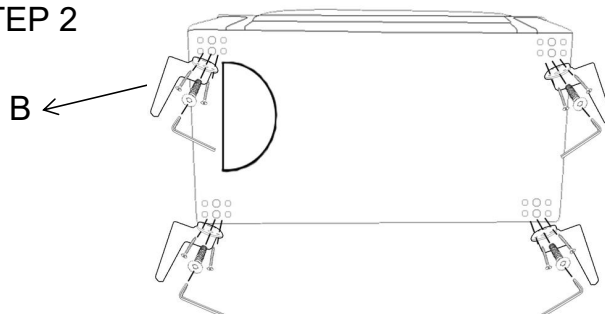
Z HARDWARE PACKAGE

NO	DESCRIPTION	FIGURE	Q'TY
(1)	SCREW Φ10MM*29MM		16PCS
(2)	SHORT BOLT Φ12MM*34MM		8PCS
(3)	ALLEN WRENCH Φ4MM		1PC

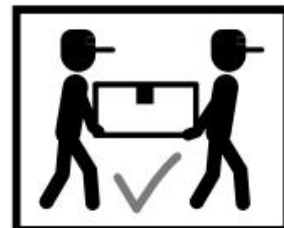
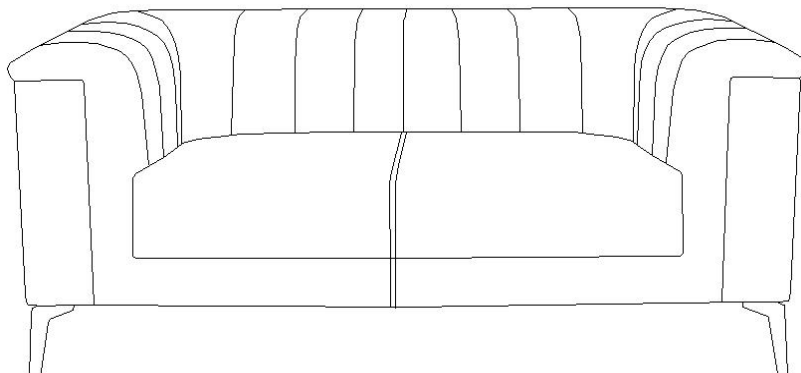
STEP 1



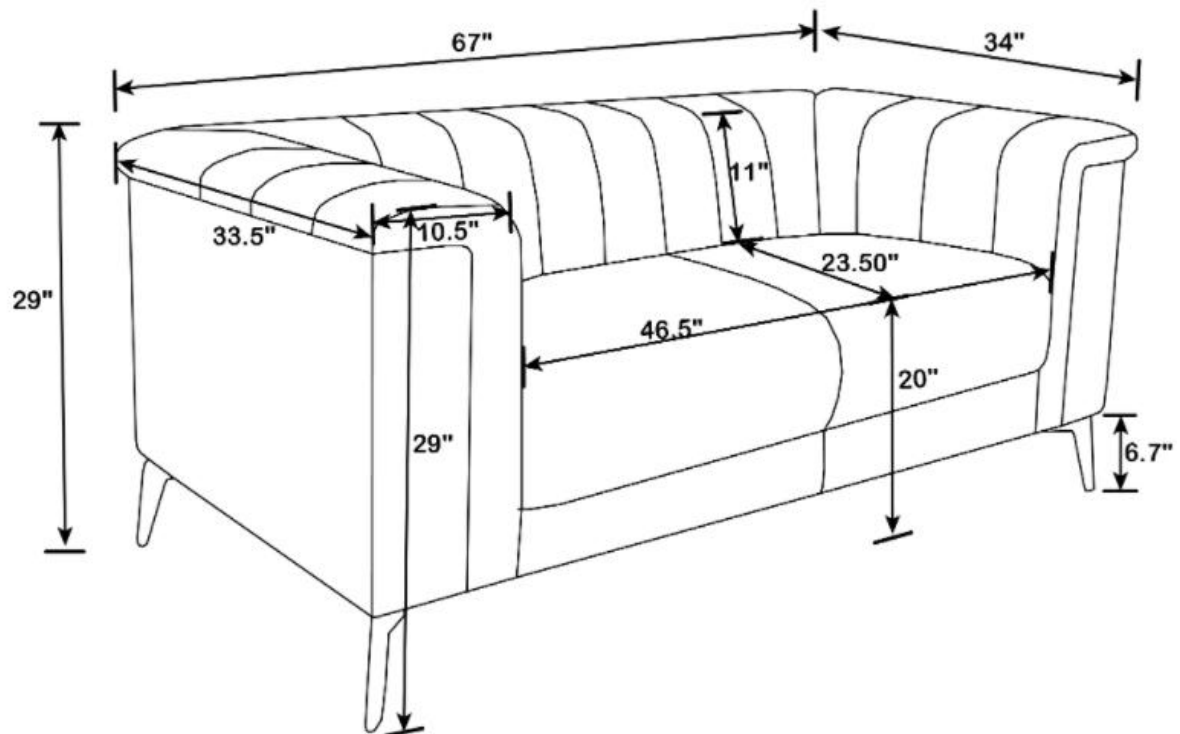
STEP 2



STEP 3



ITEM: 509212



Note : Dimension tolerance $\pm 5\%$

COASTERFURNITURE.COM



*ASSEMBLY INSTRUCTIONS
COASTER FINE FURNITURE*



Fine Furniture for every stage of life

**509213
CHAIR**

REVISION 0: 10/10/2019
REVISION 1: 04/12/2023

COASTERFURNITURE.COM

ITEM: 509213

ASSEMBLY INSTRUCTIONS

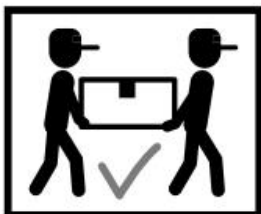
ASSEMBLY TIPS:

1. Remove hardware from box and sort by size.
2. Please check to see that all hardware and parts are present prior to start of assembly.
3. Please follow attached instructions in the same sequence as numbered to assure fast & easy assembly.



WARNING!

1. Don't attempt to repair or modify parts that are broken or defective. Please contact the store immediately.
2. This product is for home use only and not intended for commercial establishments.



ASSEMBLY TIME 15 MINUTES

PARTS IDENTIFICATION

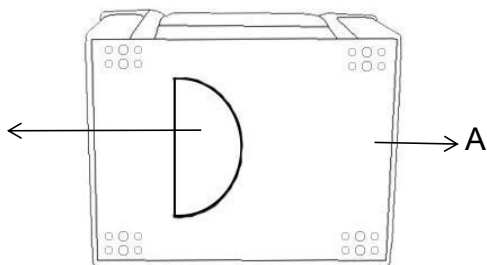
A		BASE	1PC
B		LEG	4PCS

Z HARDWARE PACKAGE

NO	DESCRIPTION	FIGURE	Q'TY
(1)	SCREW φ10MM*29MM		16PCS
(2)	SHORT BOLT φ12MM*34MM		8PCS
(3)	ALLEN WRENCH φ4MM		1PC

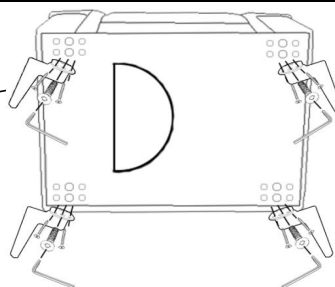
STEP 1

B ←

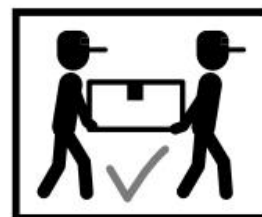
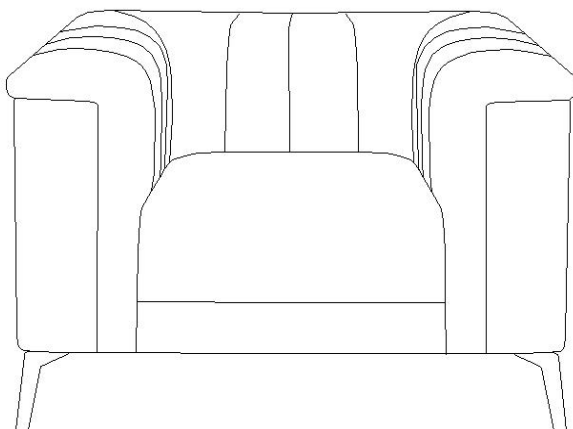


STEP 2

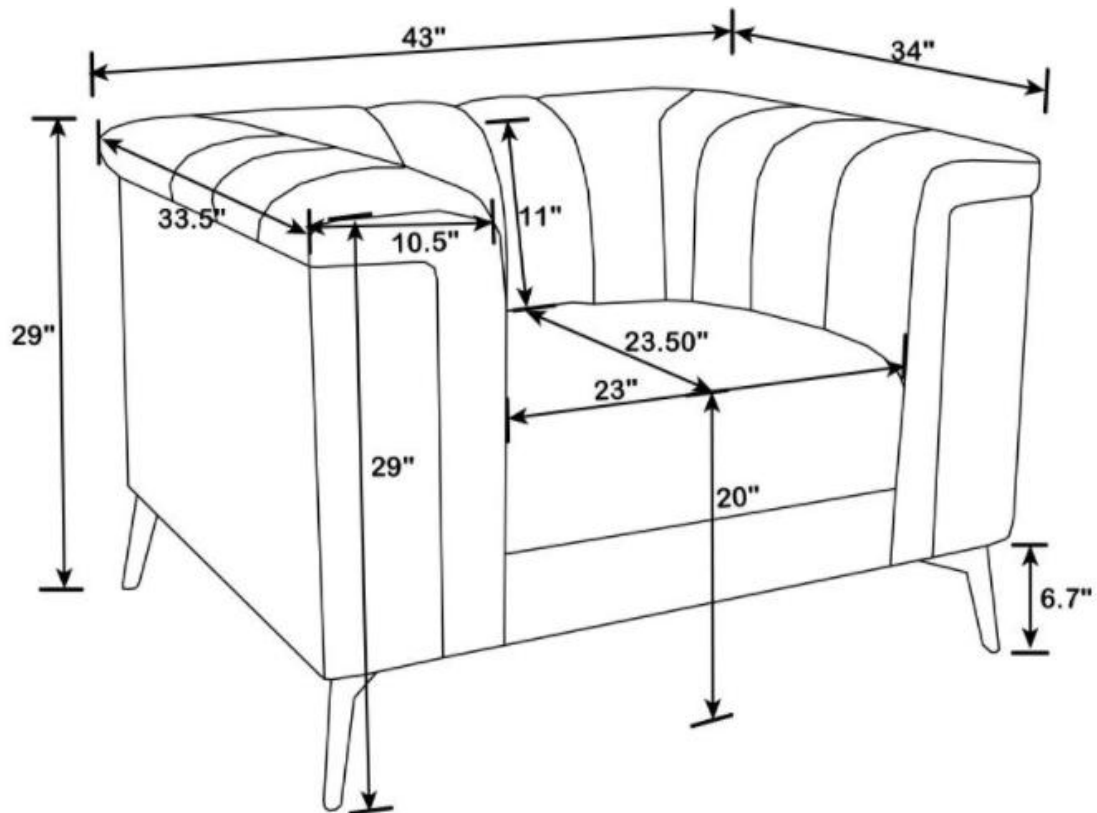
B ←



STEP 3



ITEM: 509213



Note : Dimension tolerance $\pm 5\%$

COASTERFURNITURE.COM