



*ASSEMBLY INSTRUCTIONS
COASTER FINE FURNITURE*



Fine Furniture for every stage of life

**509411
SOFA**

ITEM: 509411

ASSEMBLY INSTRUCTIONS

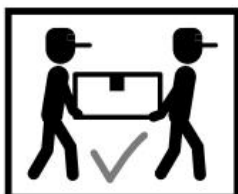
ASSEMBLY TIPS:

1. Remove hardware from box and sort by size.
2. Please check to see that all hardware and parts are present prior to start of assembly.
3. Please follow attached instructions in the same sequence as numbered to assure fast & easy assembly.



WARNING!

1. Don't attempt to repair or modify parts that are broken or defective. Please contact the store immediately.
2. This product is for home use only and not intended for commercial establishments.



ASSEMBLY TIME 20 MINUTES

PARTS IDENTIFICATION

A		BASE	1PC
B		SQUARE PILLOW	2PCS
C		RECTANGLE PILLOW	2PCS
D		LEG	4PCS
E		MIDDLE LEG	1PC

Z HARDWARE PACKAGE

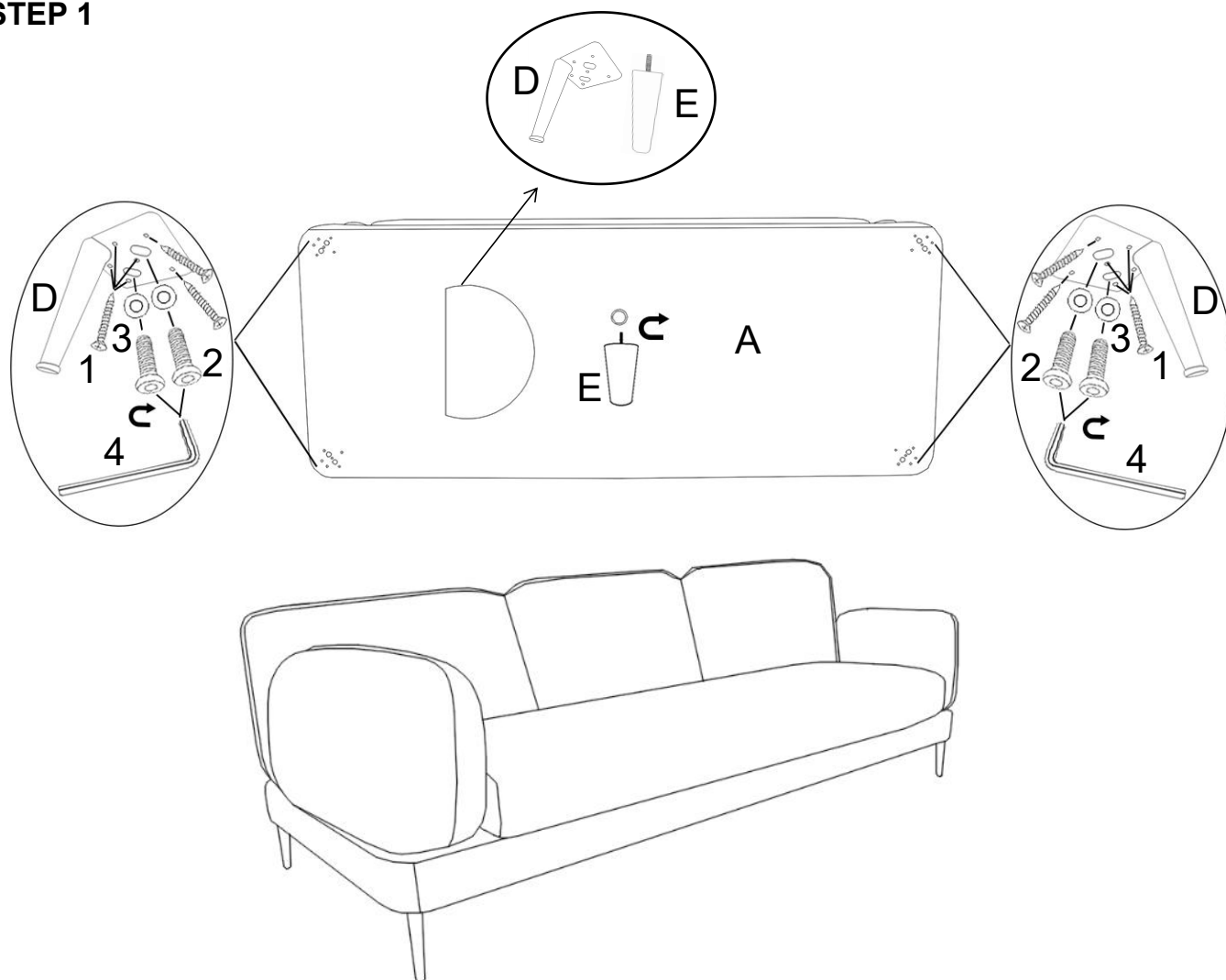
NO	DESCRIPTION	FIGURE	Q'TY
(1)	SCREW φ M5MM*30MM		24PCS
(2)	SHORT BOLT φ M8MM*30MM		8PCS
(3)	FLAT WASHER φ 8 MM		8PCS
(4)	ALLEN WRENCH φ4MM		1PCS

ITEM: 509411

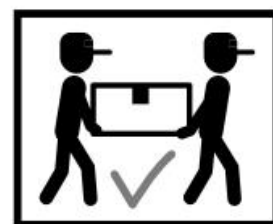
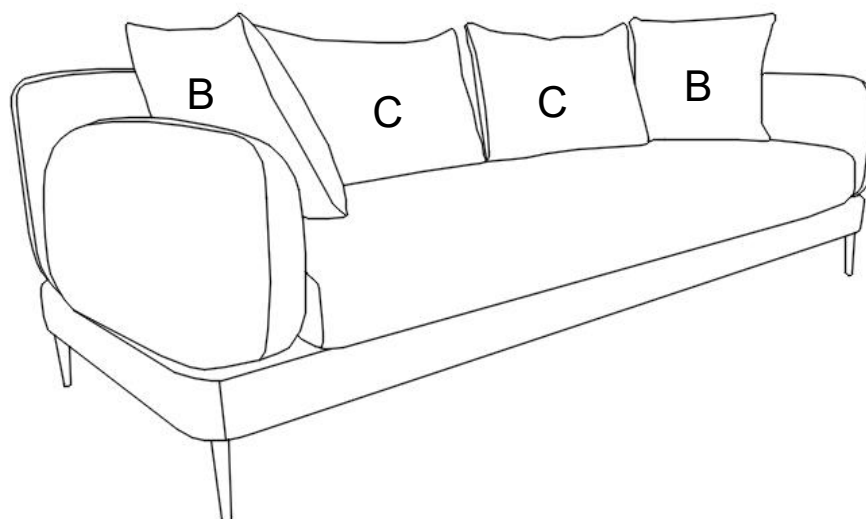
ASSEMBLY INSTRUCTIONS



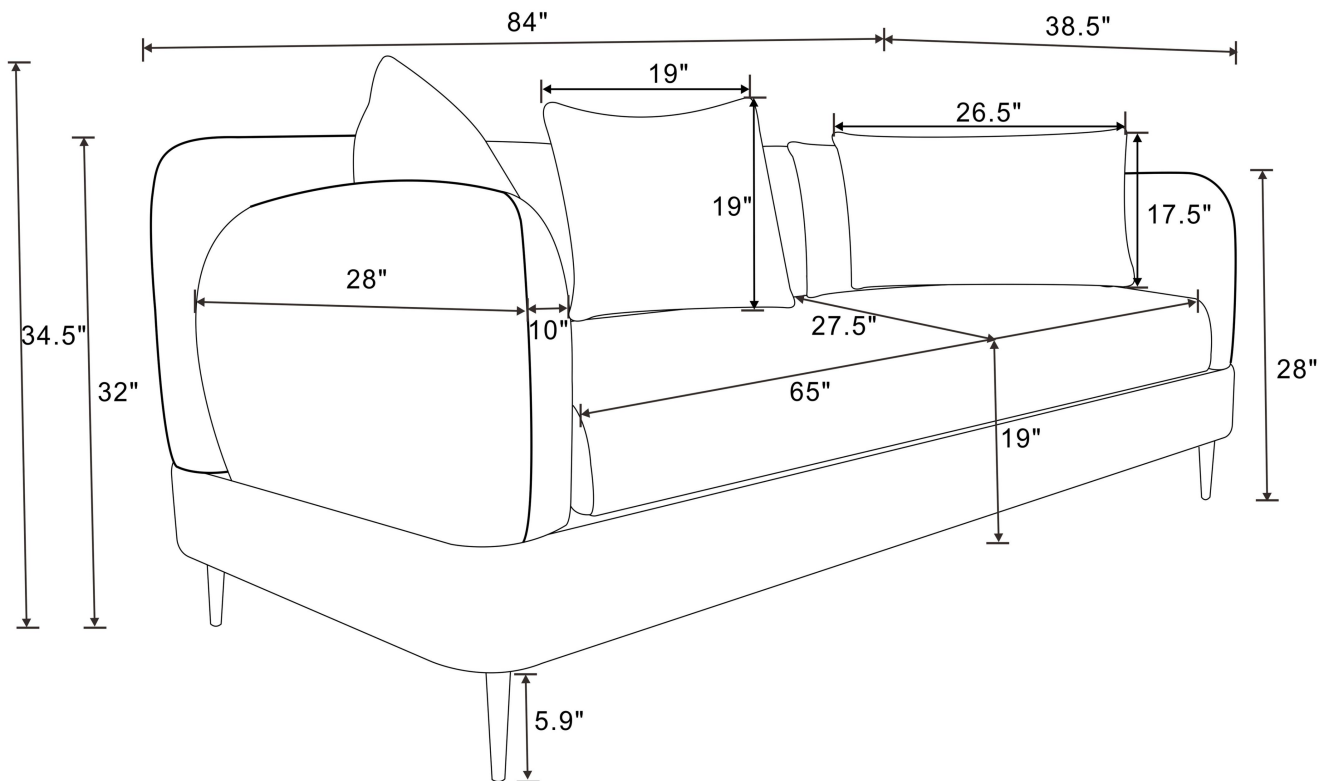
STEP 1



STEP 2



ITEM: 509411



Note : Dimension tolerance $\pm 5\%$

COASTERFURNITURE.COM



ASSEMBLY INSTRUCTIONS
COASTER FINE FURNITURE



Fine Furniture for every stage of life

509412
LOVESEAT

REVISION 0: 02/18/2025

COASTERFURNITURE.COM

PAGE 1 OF 4

ITEM: 509412

ASSEMBLY INSTRUCTIONS

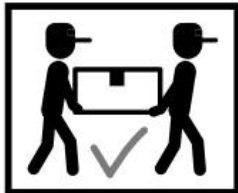
ASSEMBLY TIPS:

1. Remove hardware from box and sort by size.
2. Please check to see that all hardware and parts are present prior to start of assembly.
3. Please follow attached instructions in the same sequence as numbered to assure fast & easy assembly.



WARNING!

1. Don't attempt to repair or modify parts that are broken or defective. Please contact the store immediately.
2. This product is for home use only and not intended for commercial establishments.



ASSEMBLY TIME 15 MINUTES

PARTS IDENTIFICATION

A		BASE	1PC
B		SQUARE PILLOW	2PCS
C		RECTANGLE PILLOW	1PC
D		LEG	4PCS

Z HARDWARE PACKAGE


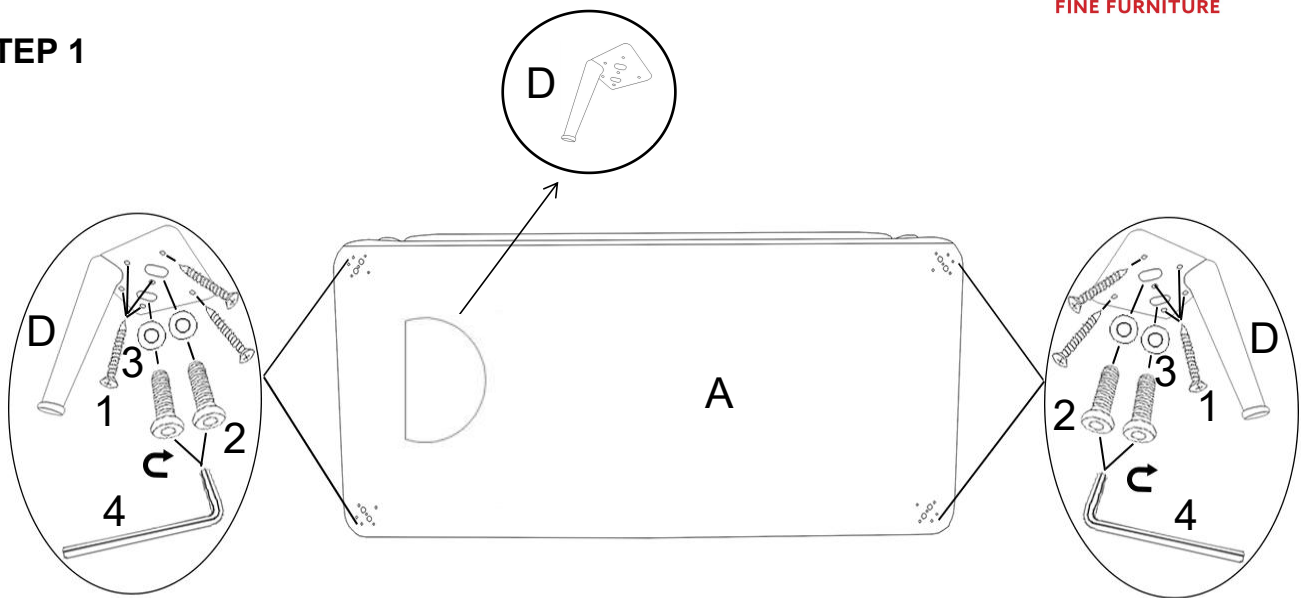
NO	DESCRIPTION	FIGURE	Q'TY
(1)	SCREW φ 5MM*30MM		24PCS
(2)	SHORT BOLT φ 8MM*30MM		8PCS
(3)	FLAT WASHER φ 8 MM		8PCS
(4)	ALLEN WRENCH φ4MM		1PCS

ITEM: 509412

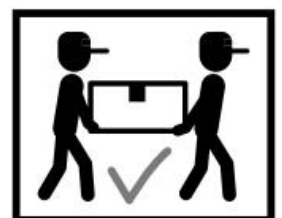
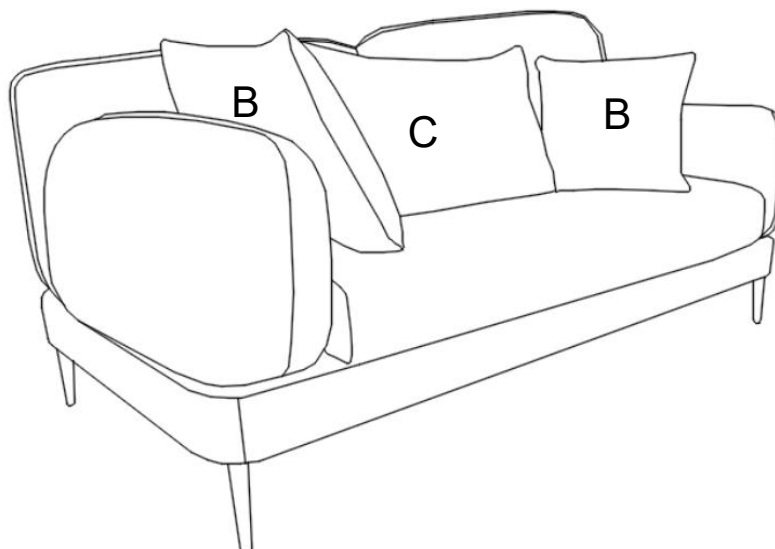
ASSEMBLY INSTRUCTIONS



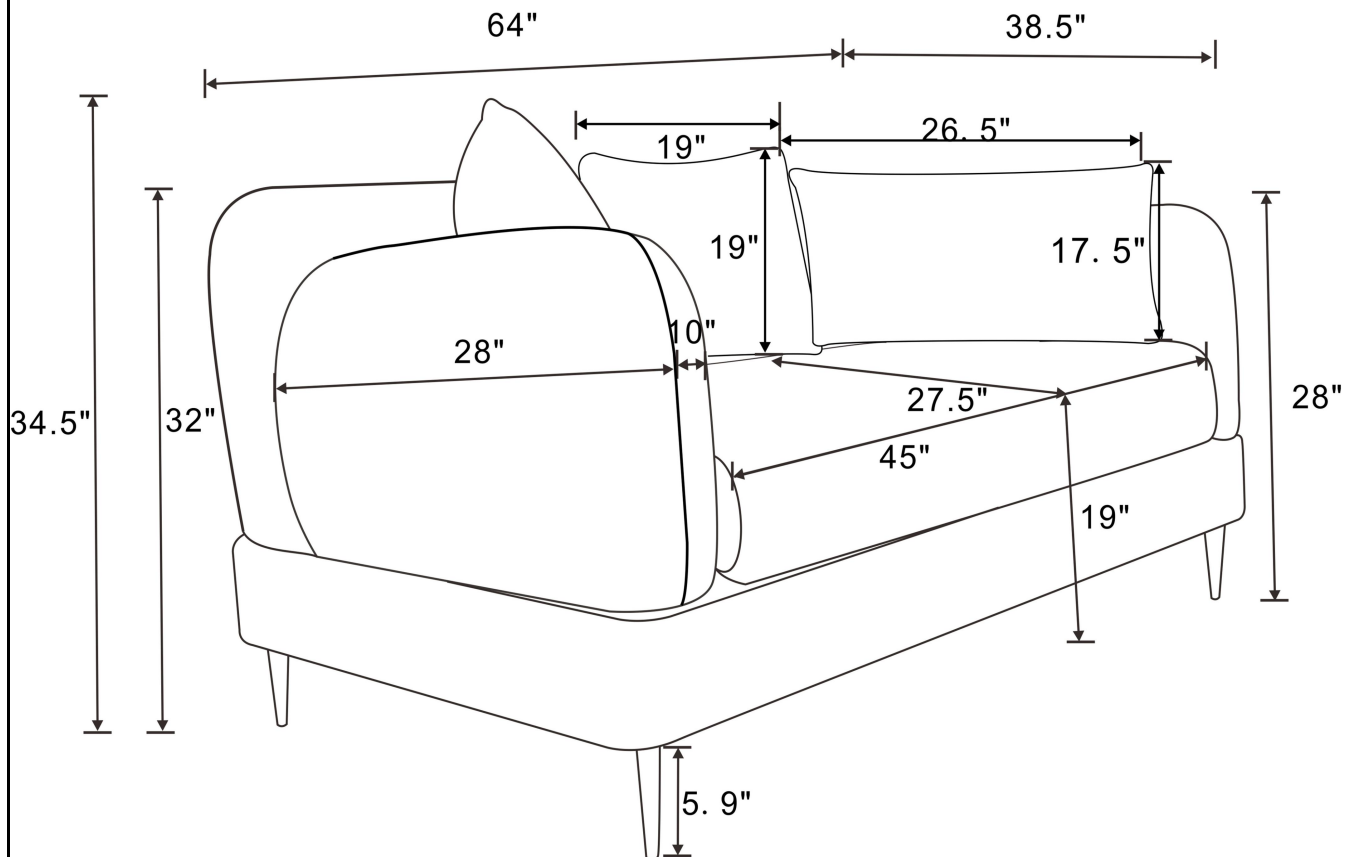
STEP 1



STEP 2



ITEM: 509412



Note : Dimension tolerance $\pm 5\%$

COASTERFURNITURE.COM