



ASSEMBLY INSTRUCTIONS COASTER FINE FURNITURE



Fine Furniture for every stage of life

509514
SOFA

ITEM : 509514

ASSEMBLY INSTRUCTIONS




ASSEMBLY TIPS:

- 1.Remove hardware from box and sort by size.
- 2.Please check to see that all hardware and parts are present prior to start of assembly.
- 3.Please follow attached instruction in the same sequence as numbered to assure fast & easy assembly.



WARNING!



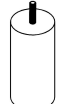
- 1.Don't attempt to repair or modify parts that are broken or defective. Please contact the store immediately.
- 2.This product is for home use only and not intended for commercial establishment.



ASSEMBLY TIME

10 MINUTES

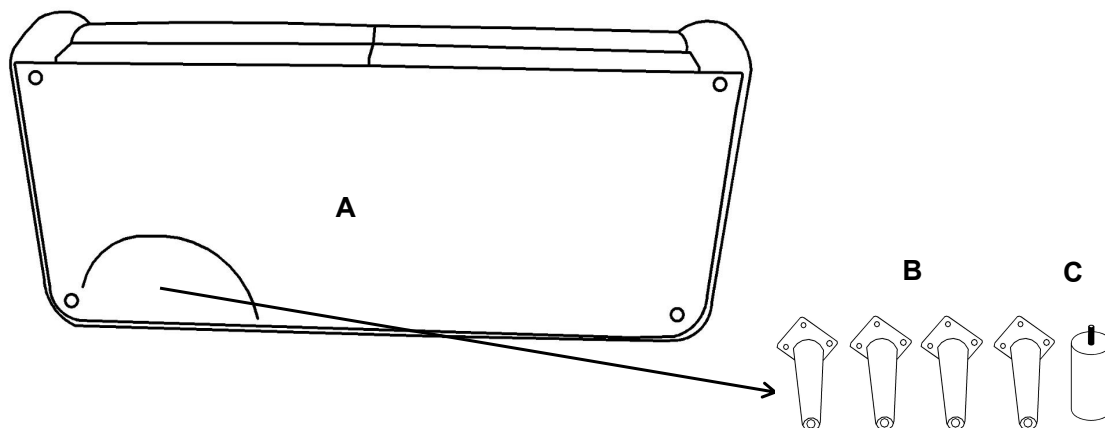
PARTS IDENTIFICATION

A	SOFA		1PC
B	LEG		4PCS
C	MIDDLE LEG		1PC

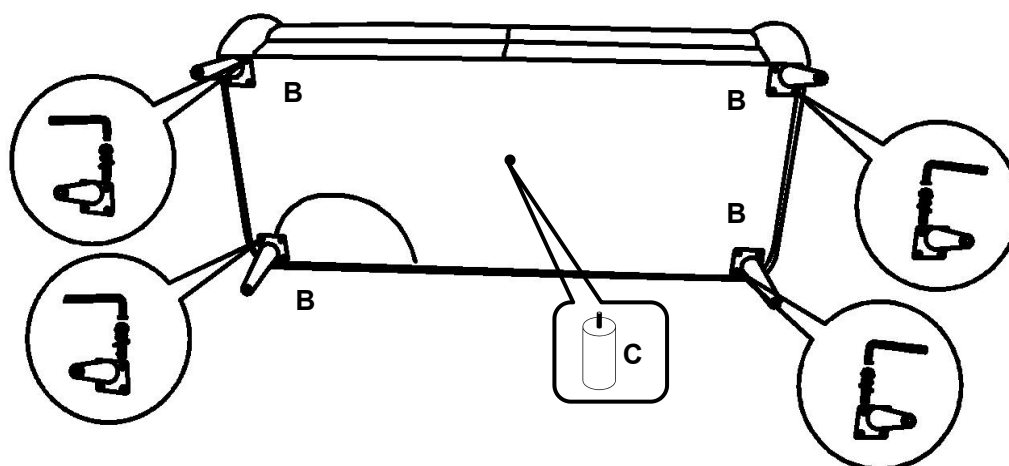
HARDWARE IDENTIFICATION

1	Allen wrench 5*23*73mm		1 PC
2	Bolt M8*30mm		12 PCS

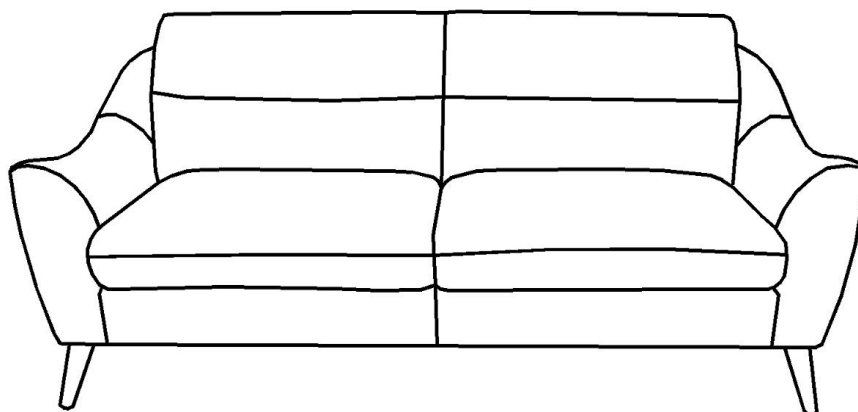
ITEM : 509514
ASSEMBLY INSTRUCTIONS
STEP 1



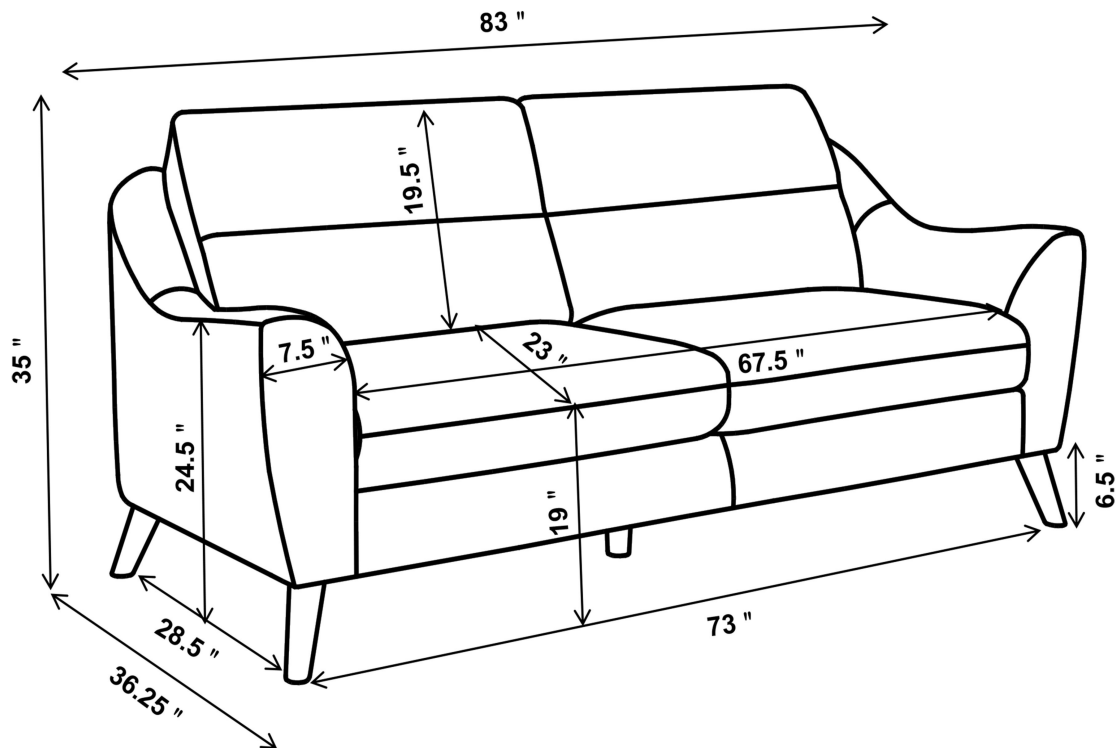
STEP 2



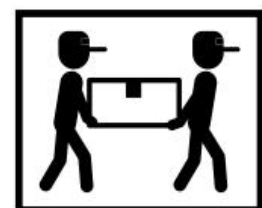
STEP 3



ITEM : 509514



NOTE:Dimension tolerance $\pm 5\%$





ASSEMBLY INSTRUCTIONS COASTER FINE FURNITURE



Fine Furniture for every stage of life

509515
LOVESEAT

ITEM : 509515

ASSEMBLY INSTRUCTIONS




ASSEMBLY TIPS:

- 1.Remove hardware from box and sort by size.
- 2.Please check to see that all hardware and parts are present prior to start of assembly.
- 3.Please follow attached instruction in the same sequence as numbered to assure fast & easy assembly.



WARNING!

- 1.Don't attempt to repair or modify parts that are broken or defective. Please contact the store immediately.
- 2.This product is for home use only and not intended for commercial establishment.



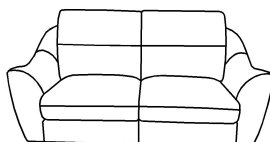
ASSEMBLY TIME

10 MINUTES

PARTS IDENTIFICATION

A

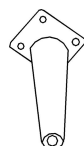
LOVESEAT



1PC

B

LEG



4PCS

HARDWARE IDENTIFICATION

1

Allen wrench
5*23*73mm



1 PC

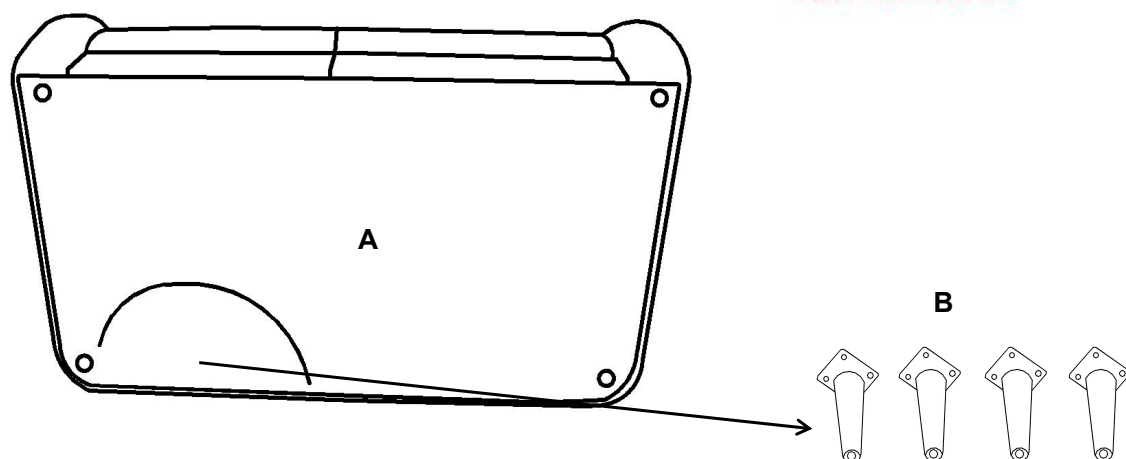
2

Bolt
M8*30mm

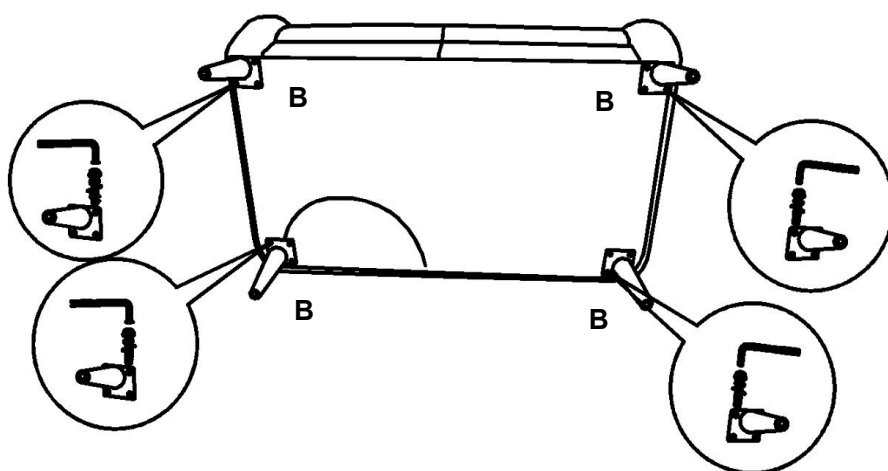


12 PCS

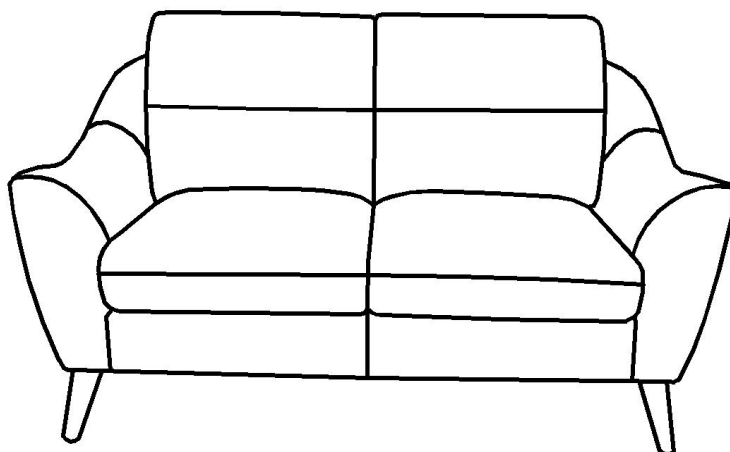
ITEM : 509515
ASSEMBLY INSTRUCTIONS
STEP 1



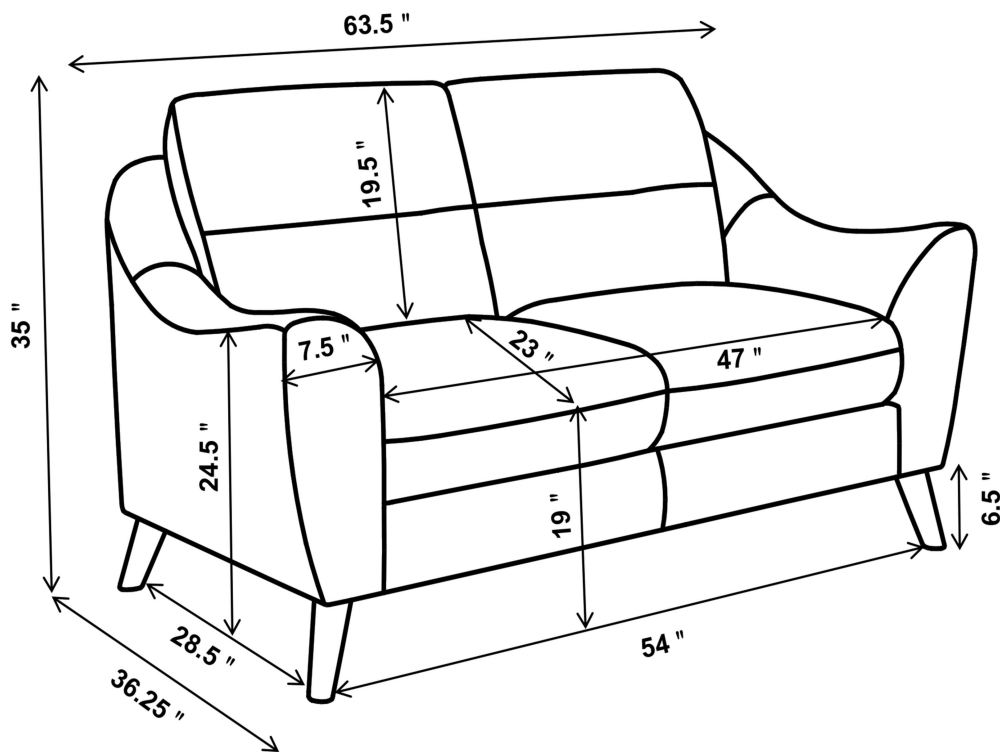
STEP 2



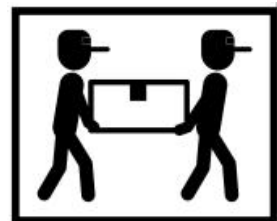
STEP 3



ITEM : 509515



NOTE:Dimension tolerance $\pm 5\%$





ASSEMBLY INSTRUCTIONS COASTER FINE FURNITURE



Fine Furniture for every stage of life

509516
CHAIR

ITEM : 509516

ASSEMBLY INSTRUCTIONS




ASSEMBLY TIPS:

- 1.Remove hardware from box and sort by size.
- 2.Please check to see that all hardware and parts are present prior to start of assembly.
- 3.Please follow attached instruction in the same sequence as numbered to assure fast & easy assembly.



WARNING!

- 1.Don't attempt to repair or modify parts that are broken or defective. Please contact the store immediately.
- 2.This product is for home use only and not intended for commercial establishment.



ASSEMBLY TIME

10 MINUTES

PARTS IDENTIFICATION

A

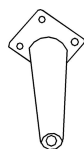
CHAIR



1PC

B

LEG



4PCS

HARDWARE IDENTIFICATION

1

Allen wrench
5*23*73mm



1 PC

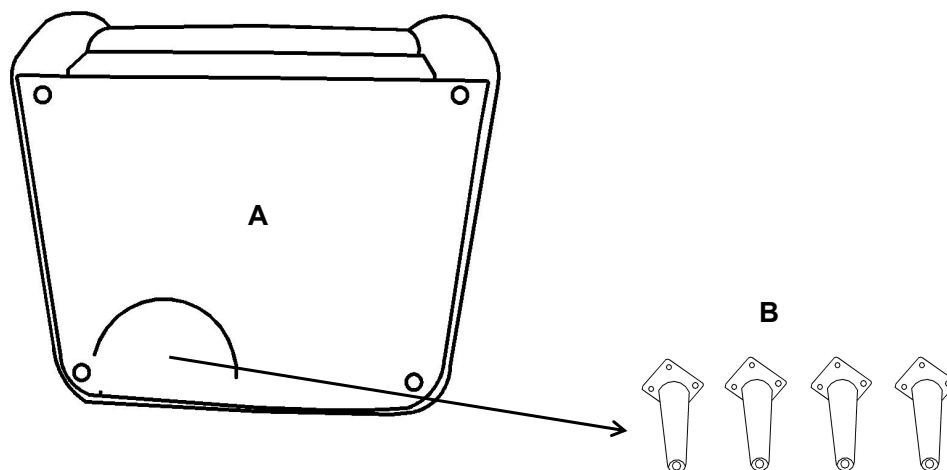
2

Bolt
M8*30mm

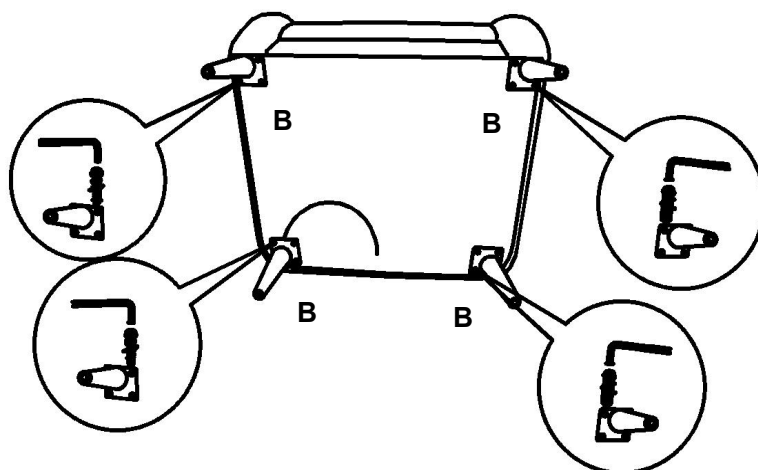


12 PCS


ITEM : 509516
ASSEMBLY INSTRUCTIONS
STEP 1



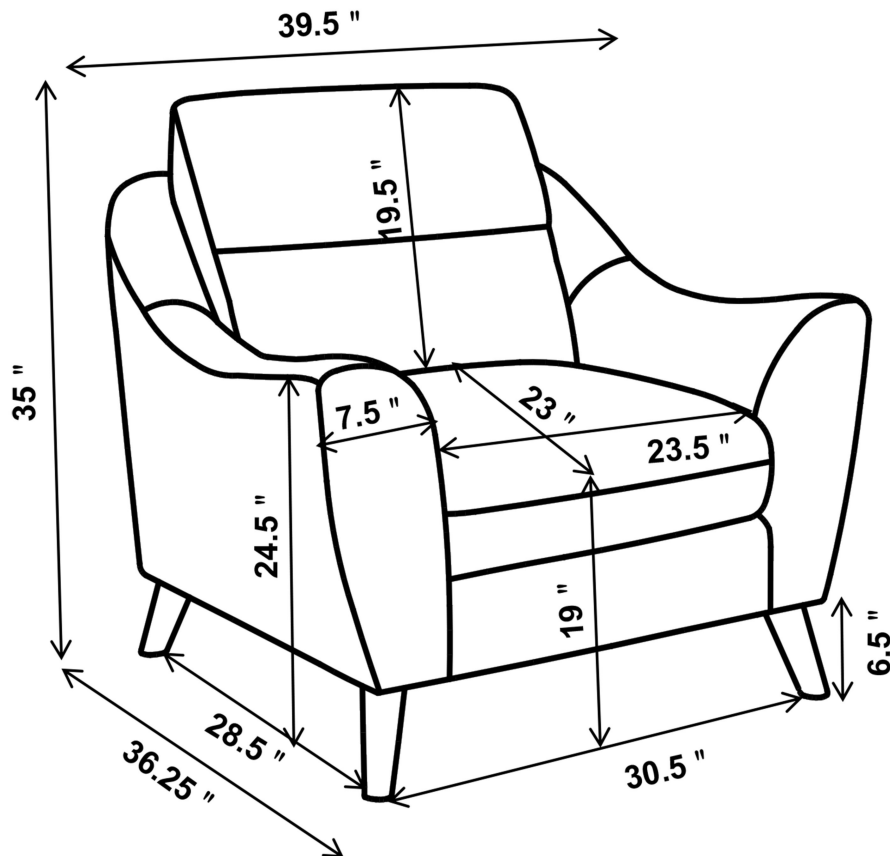
STEP 2



STEP 3



ITEM : 509516



NOTE:Dimension tolerance $\pm 5\%$

