



ASSEMBLY INSTRUCTIONS
COASTER FINE FURNITURE



551458LAF
LAF CHAIR

ITEM:551458LAF

ASSEMBLY INSTRUCTIONS




ASSEMBLY TIPS:

1. Remove hardware from box and sort by size.
2. Please check to see that all hardware and parts are present prior to start of assembly.
3. Please follow attached instructions in the same sequence as numbered to assure fast & easy assembly.



WARNING!

1. Don't attempt to repair or modify parts that are broken or defective. Please contact the store immediately.
2. This product is for home use only and not intended for commercial establishments.



ASSEMBLY TIME

5 MINUTES

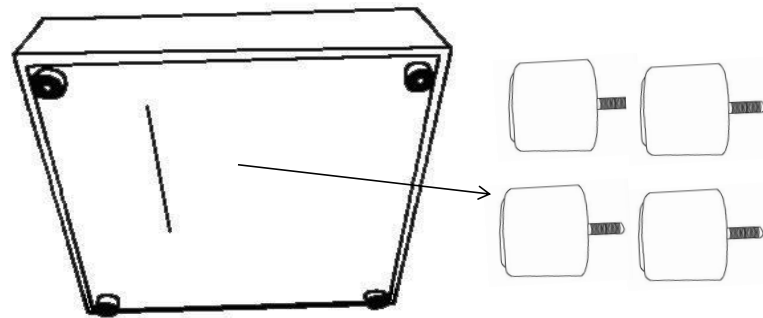
PARTS IDENTIFICATION

	PART NAME	FIGURE	QUANTITY
A	LAF CHAIR BASE	A line drawing of a chair base, showing a rectangular seat and a backrest with two pillows.	1PC
B	LEG	A line drawing of a single leg, showing a rectangular base and a small circular foot.	4PCS
C	PILLOW	A line drawing of a diamond-shaped pillow.	1PC
D	ARM PILLOW	A line drawing of a rectangular arm pillow.	1PC

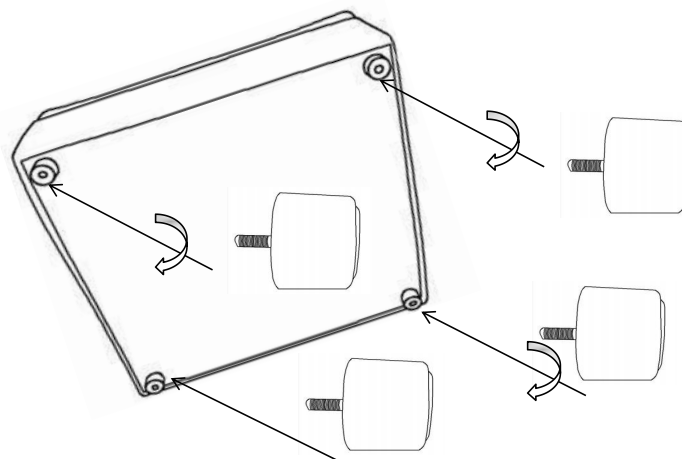
ITEM: **551458LAF**

ASSEMBLY INSTRUCTIONS


STEP 1



STEP 2

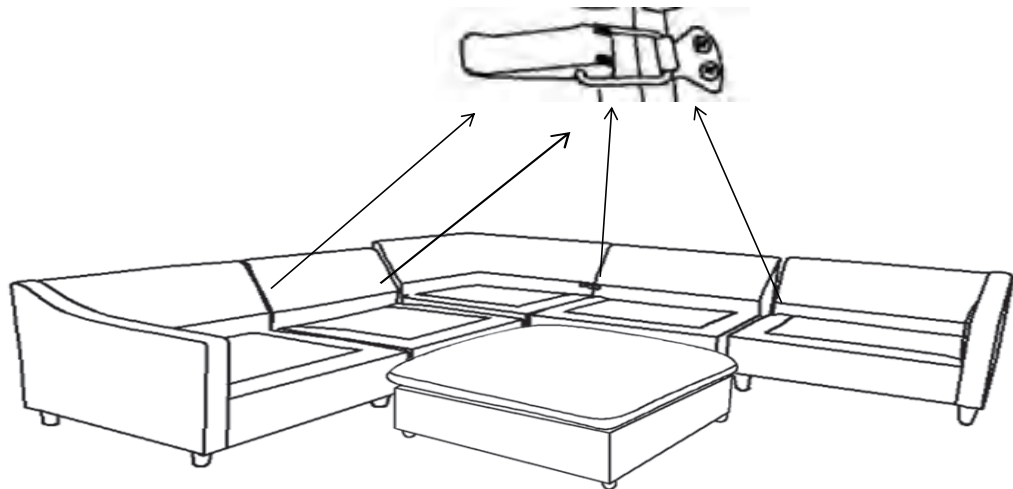


STEP 3

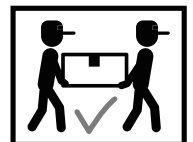



ITEM:551458LAF

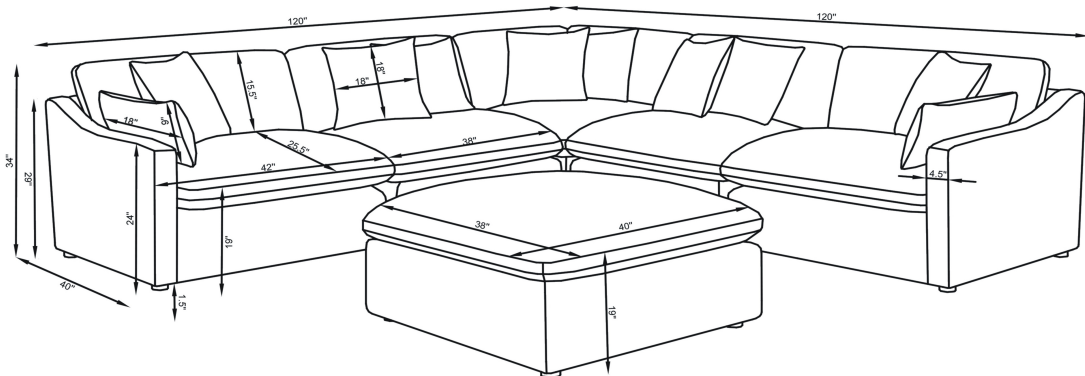
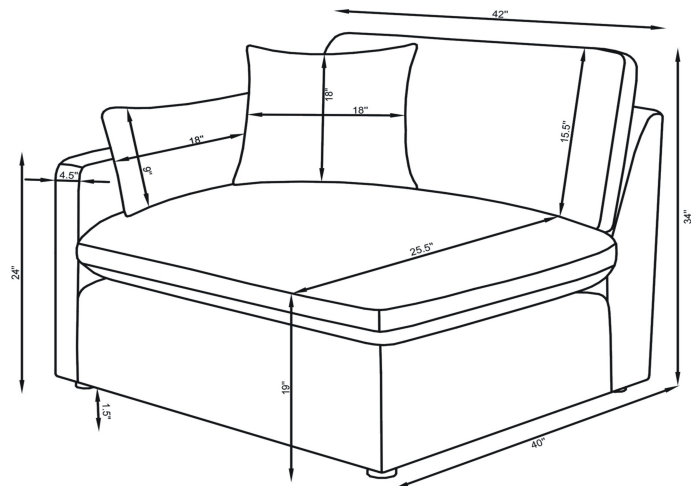
ASSEMBLY INSTRUCTIONS
STEP 4



STEP 5
COMPLETE



ITEM:551458LAF



Note : Dimension tolerance $\pm 5\%$

